



Weekly Market Information Report for the week ending Thursday June 6, 2019

The following information is collected from various sources and disseminated by Beef Farmers of Ontario.

ONTARIO DIRECT TO PACKER RAILGRADE CATTLE TRADE

Prices are on a carcass weight basis before grade and weight discounts. Weekly Range:

A Grade Steers	250.00-254.00- with limited packer interest
A Grade Heifers	250.00-254.00- with limited packer interest

ONTARIO LIVE CATTLE TRADE

Ontario auction sales this week saw weighted average price ranges for:

FED CATTLE	Volume	Price Range	Average	Top	Last Week Avg
Large Frame Steers +1250	97	122.73-157.86	145.44	164.50	143.67
Medium Frame Steers +1250	97	130.65-150.37	143.35	159.25	143.45
Large & Medium Frame Steers +1250	194	133.81-154.52	144.94	164.50	143.91
Large Frame Heifers +1000	120	109.41-149.78	137.40	160.00	136.79
Medium Frame Heifers +1000	124	128.83-151.14	143.32	155.75	139.58
Large & Medium Frame Heifers +1000	244	120.61-151.93	142.48	160.00	138.99
Fed steers, Dairy & Dairy Cross +1250	38	97.11-110.05	102.97	117.00	103.59
Fed heifers, Dairy & Dairy Cross +1000	116	79.86-103.12	91.12	116.00	87.95
Cows - All Weights	2,699	58.97-87.74	71.77	110.00	72.48
Bulls - All Weights	137	82.71-106.93	94.94	132.00	97.59

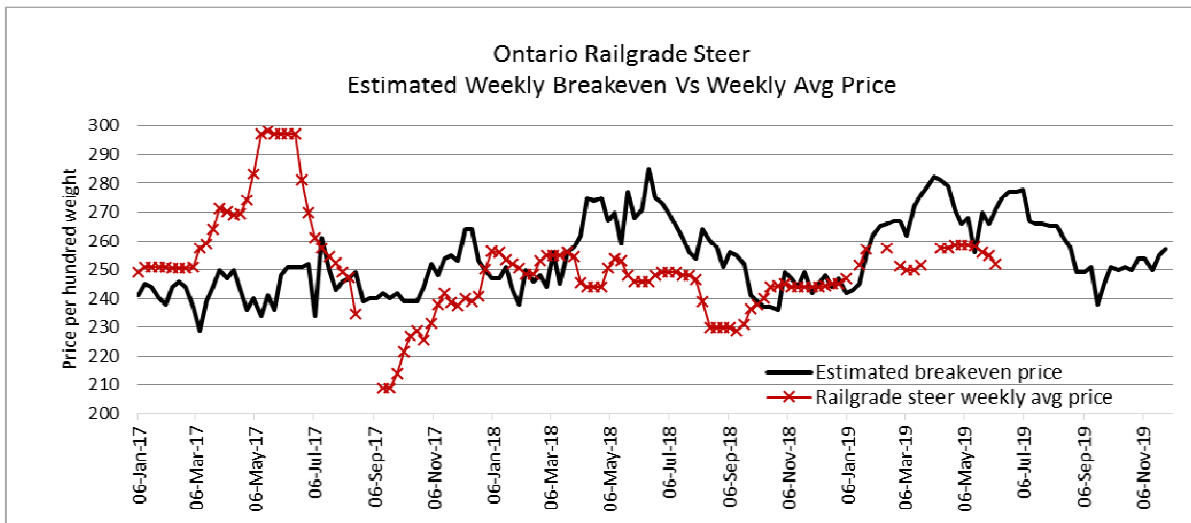
STOCKERS - Large and Medium Frame

STEERS	Volume	Price Range	Average	Top	Last Week Avg
1000+	897	153.21-169.78	160.37	171.50	162.21
900-999	434	166.09-179.44	172.08	190.00	173.44
800-899	280	157.01-196.90	177.62	215.00	176.21
700-799	328	161.84-208.57	188.99	230.00	180.29
600-699	355	169.85-225.72	201.34	252.00	194.10
500-599	339	182.66-240.15	214.69	270.00	206.78
400-499	157	181.45-249.44	219.43	267.50	210.78
-399	45	121.31-222.88	180.15	280.00	194.16

HEIFERS	Volume	Price Range	Average	Top	Last Week Avg
+900	438	135.64-155.06	145.23	169.00	137.04
800-899	264	140.75-157.75	151.89	170.50	142.85
700-799	255	127.47-165.77	148.60	178.00	156.37
600-699	466	143.44-183.96	164.44	208.50	166.06
500-599	284	144.14-185.36	165.68	220.00	162.16
400-499	149	145.28-189.97	169.44	231.00	163.96
300-399	29	123.34-182.72	150.75	205.00	157.58
-299	4	96.25-208.75	152.50	280.00	190.50

At Kawartha Lakes Community Sale Barn, June 1, 2019 – 268 cows, 80 veal, 77 stockers, 10 bulls

	Price Range	Avg.	Top
Cows	64.00-94.50	77.46	95.00
Veal 600 lbs+	79.00-111.00	87.96	111.00
Veal 125 lbs -	62.50-440.00	153.96	440.00



The information provided on this report is based on weighted averages for actual data collected. Input costs are a guideline only and will vary from producer to producer. BFO does not take any responsibility and accepts no legal liability arising from or connected to damages or losses experienced by producers when using this information. This is to be used at your own risk.

Denfield Livestock Exchange Inc., June 4, 2019: 124 Fed Cattle, 31 Veal, 6 Bulls, 86 Cows, 12 stockers

	Volume	Price Range	Average	Top
Large & Medium Frame Fed Steers +1250 lbs	45	142.00-156.75	149.44	159.25
Large & Medium Frame Fed Heifers +1000 lbs	58	128.00-156.25	147.64	157.00
Cows	86	54.00-86.50	69.17	95.50
Veal 600 lbs and over	31	82.00-104.00	90.56	108.00

At Aylmer Stockyards Inc.: June 5, 2019- 67 Veal, 156 Cows, 25 Fed Cattle, 22 stockers, 5 bulls

	Price Range	Average	Top
Fed heifers, Dairy and Dairy Cross +1000 lbs	71.99-106.49	92.60	106.49
Cows	46.00-95.49	72.89	95.49
Veal over 600 lbs	68.00-114.99	96.69	114.99

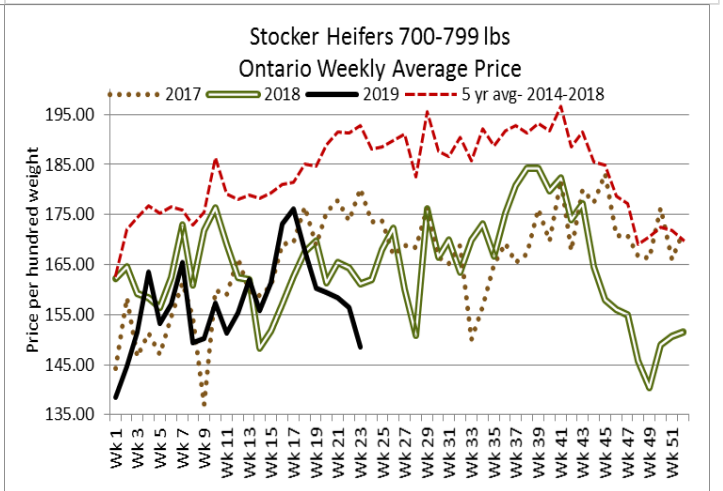
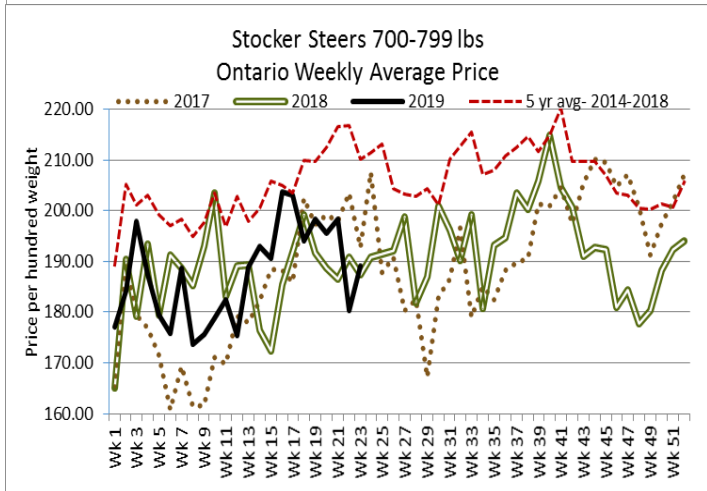
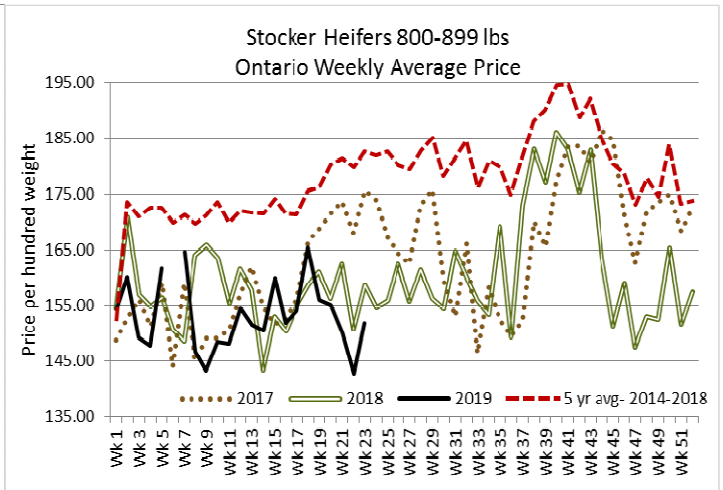
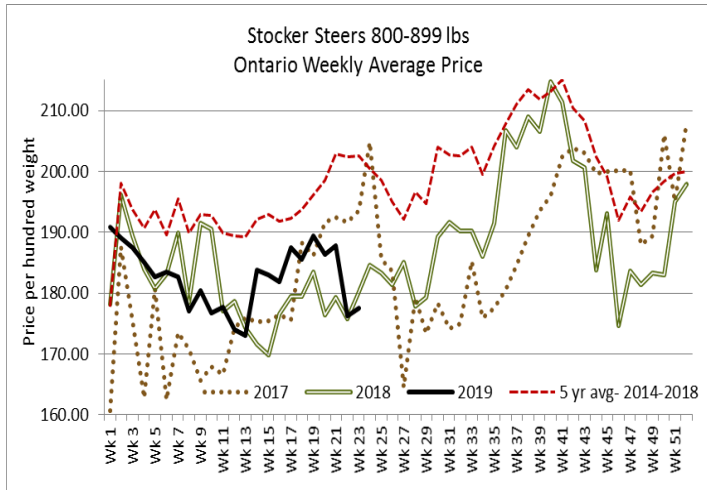
ONTARIO STOCKER & FEEDER TRADE

Stocker sale at **Brussels Livestock: May 31, 2019 – 1,355 Stockers**

Steers	Price Range	Average	Top	Heifers	Price Range	Average	Top
1000+	152.00-169.50	161.58	170.00	900+	142.00-159.00	149.58	159.00
900-999	159.50-180.00	169.10	185.50	800-899	145.00-160.50	156.06	170.50
800-899	160.00-196.00	182.50	210.00	700-799	135.00-166.00	147.23	176.00
700-799	177.00-216.00	201.09	216.00	600-699	139.00-172.50	158.92	179.00
600-699	178.00-226.50	210.56	243.00	500-599	145.00-172.00	160.15	178.00
500-599	196.00-247.00	223.87	247.00	400-499	155.00-200.00	179.48	200.00
400-499	190.00-260.00	226.14	260.00	300-399	140.00-192.00	160.67	192.00
399-	110.00-232.00	180.80	232.00				

Stocker sale at: **Community Livestock Exchange: June 4, 2019 – 178 Stockers**

Steers	Price Range	Average	Top	Heifers	Price Range	Average	Top
800-899	93.00-184.00	143.59	184.00	700-799	93.00-169.99	132.40	169.99
700-799	119.99-157.00	132.40	193.99	600-699	100.00-180.00	148.90	180.00
600-699	112.50-217.49	171.39	217.49	500-599	120.99-175.00	148.90	175.00
500-599	119.99-225.00	177.80	225.00	400-499	114.99-169.99	148.30	169.99
400-499	142.50-239.00	203.50	239.00				

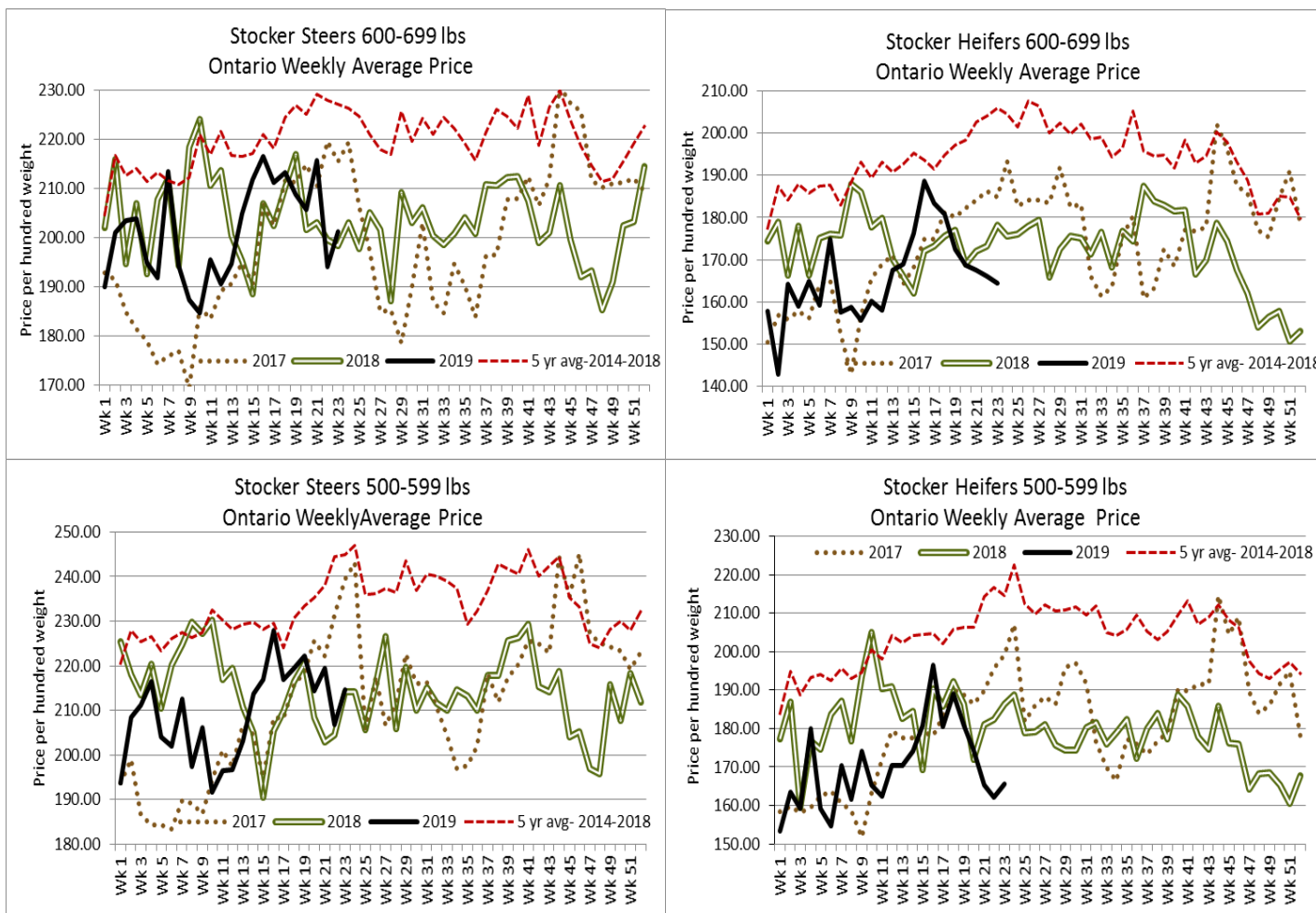


Stocker sale at **Keady Livestock Market, June 4, 2019- 528** stockers

Steers	Price Range	Average	Top	Heifers	Price Range	Average	Top
1000+	164.75-168.75	167.83	168.75	900+	164.75-169.00	166.36	169.00
900-999	168.00-174.00	171.04	179.00	800-899	164.75-169.00	166.34	169.00
800-899	174.00-193.00	188.93	193.00	700-799	140.00-171.00	152.64	171.00
700-799	151.00-226.00	212.77	226.00	600-699	182.00-208.50	195.09	208.50
600-699	240.00-252.00	244.47	252.00	500-599	209.00-220.00	214.00	220.00
500-599	252.50-258.00	256.96	270.00	400-499	198.00-231.00	211.67	231.00
400-499	222.50-256.00	233.67	256.00	Cows	77.00-96.00	84.95	106.00

Stocker sale at: **Renfrew Pontiac Livestock: June 4, 2019 – 232** Stockers

Steers	Price Range	Average	Top	Heifers	Price Range	Average	Top
800-899	75.00-169.99	124.79	169.99	700-799	102.49-161.00	129.80	161.00
700-799	130.00-204.00	177.40	204.00	600-699	134.00-181.49	155.00	181.49
600-699	130.00-229.99	186.49	229.99	500-599	119.99-192.99	162.00	192.99
500-599	159.00-254.99	208.49	254.99	400-499	139.99-169.99	157.89	169.99
400-499	127.49-256.00	218.19	256.00	300-399	132.49-183.00	150.69	183.00
399-	160.00-225.99	202.30	225.99				



Stocker sale at **Ontario Livestock Exchange: June 5, 2019 – 836 Stockers**

Steers	Price Range	Average	Top	Heifers	Price Range	Average	Top
1000+	156.00-171.50	161.56	171.50	700-799	161.50-163.50	162.50	163.50
900-999	172.50-190.00	178.48	190.00				
800-899	183.50-209.00	189.13	209.00				
700-799	165.00-195.00	185.00	195.00				

Stocker sale at: **Ontario Livestock Exchange, June 6, 2019 – 363 Stockers**

Steers	Price Range	Average	Top	Heifers	Price Range	Average	Top
800-899	110.00-179.00	154.18	179.00	900+	88.00-127.50	104.14	156.00
700-799	122.50-215.00	165.44	215.00	800-899	112.00-140.00	128.05	140.00
600-699	142.50-210.00	177.50	219.00	700-799	107.50-168.00	147.31	168.00
500-599	137.50-228.00	192.65	228.00	600-699	97.50-170.00	136.42	191.0
400-499	122.50-201.00	167.90	201.00	500-599	142.50-190.00	161.70	197.50

Stocker sale at **Ontario Stockyards Inc., June 6, 2019 – 1,056 Stockers**

Steers	Price Range	Average	Top	Heifers	Price Range	Average	Top
1000+	100.00-162.00	137.86	162.00	900+	114.00-155.00	139.42	156.00
900-999	163.00-179.75	173.11	179.75	800-899	139.00-154.00	144.28	154.50
800-899	160.00-203.50	179.945	203.50	700-799	140.00-170.00	159.35	178.00
700-799	170.00-212.50	193.63	218.00	600-699	150.00-196.50	170.81	198.00
600-699	190.00-240.00	216.62	240.00	500-599	157.50-206.00	181.78	206.00
500-599	210.00-248.50	232.32	248.50	400-499	150.00-206.00	181.02	206.00
400-499	210.00-257.50	231.21	267.50				
399-	65.00-227.50	162.50	250.00				

Stocker sale at: **Ottawa Livestock Exchange, June 6, 2019– 115 Stockers**

Steers	Price Range	Average	Top	Heifers	Price Range	Average	Top
600-699	172.00-205.00	185.33	205.00	500-599	134.00-172.00	152.18	172.00
500-599	178.00-213.00	202.53	228.00	400-499	140.00-175.00	163.27	175.00
400-499	162.00-240.00	212.86	240.00				

LIVE CATTLE EXPORTS-ONTARIO

	Week ending May 18, 2019	Week ending May 11, 2019	Year to Date
Total live slaughter cattle exported from Ontario to the U.S.	2,739	2,562	52,778
Steers & Heifers & Cows	2,319	2,369	47,433
Bulls	420	193	5,345

AVERAGE CARCASS WEIGHTS – CANADA

	Steers	Heifers
June 1, 2019	864	791
May 25, 2019	864	811
June 2, 2018	835	778

FEDERALLY INSPECTED CANADIAN PROCESSING

	Week Ending June 1, 2019	# of hd change from week ago	YTD	% Change (Week Ago)	% Change (Year Ago)
Grand Total	61,439	+6,835	1,278,632	+13%	+7%
Western Slaughter	48,048	+5,032	989,113	+12%	+7%
Eastern Slaughter	13,391	+1,803	289,519	+16%	+5%

USDA ESTIMATED CATTLE PROCESSING VOLUME

	Week Ending Jun 8, 2019	Previous Week	Year Ago
Grand Total	662,000	582,000	661,000

CANADIAN BOXED BEEF CUT-OUT VALUES – good to go!

Week Ending	AAA	AA
May 24, 2019	2.8715	2.7229
May 17, 2019	2.9816	2.7800
May 10, 2019	3.0144	2.8116

ALBERTA DIRECT TRADE

For the week ending June 6, 2019

Steers	Live FOB	N/T	Rail FOB	240.00-244.00
Heifers	Live FOB	N/T	Rail FOB	240.00-244.00

U.S. TRADE (U.S. funds)

For the week ending June 6, 2019

Choice and Select Steers and Heifers:	Live	113.00-118.00
	Rail	183.00-188.00

QUEBEC ELECTRONIC AUCTION MARKET (F.O.B. THE FEEDLOT)

	Price	Change from Last Week
For the week ending June 6, 2019	246. -248.50	-0.93

CANADIAN BOXED BEEF CUT-OUT VALUES – good to go!

Week Ending	AAA	AA
May 17, 2019	2.9816	2.7800
May 10, 2019	3.0144	2.8116
May 3, 2019	2.9797	2.8269

U.S. BOXED BEEF CUT-OUT VALUES (U.S. funds)

	Choice 600-900	Select 600-900
Current Five Day Average:	222.75	207.22

BEEF EXPORTS – CANADA

	United States Jan 1- Apr 30	Change from last year YTD	Mexico Jan 1- Apr 30	Change from last year YTD
Total	101,207 tonnes	+14% or +12,158 tonnes	4,593 tonnes	-6% or -304 tonnes

LIVE CATTLE – CANADA

IMPORTS		Import % change from 2018 YTD	EXPORTS		Export % change from 2018 YTD
Jan 1- Apr 30			Jan 1- May 25/19		
Pure bred	1,758	-15%	Slaughter steers & heifers & cows	197,238	+33%
Non-pure bred	62,479	+73%	Feeder cattle & calves	120,329	+4%
			Bulls	15,231	+5%

BEEF PRODUCTION – CANADA

	Jan 1 – June 1/19	Last Year Same Time	% Change
Fed	417,075 tonnes	380,434 tonnes	+10%
Non-fed	80,434 tonnes	76,964 tonnes	+5%

BEEF IMPORTS – CANADA

	Jan 1 – June 1/19	Last Year Same Time	% Change
United States	44,647 tonnes	51,261 tonnes	-13%
Non-CUSMA	18,815 tonnes	26,219 tonnes	-28%
EU-28 (beef/veal total)	2,155 tonnes	837 tonnes	+157%
Total	68,494 tonnes	81,713 tonnes	-16%

CHICAGO MERCANTILE EXCHANGE

Closing quotes on futures today were as follows:

Live Cattle		Feeder Cattle		Corn		Soybeans		Canadian \$	
Jun	106.92 -0.67	Aug	137.25 -2.02	Jul	4.156 -4.6	Jul	8.562 -12.4	Spot	75.34 +0.55
Aug	103.30 -1.50	Sep	137.35 -2.25	Sep	4.242 -5.2	Aug	8.630 -12.2	Jun	75.36 +0.55
Oct	104.50 -1.25	Oct	137.37 -2.37	Dec	4.336 -4.6	Sep	8.700 -12.2	Sep	75.49 +0.53
Dec	109.42 -1.10	Nov	137.35 -2.70	Mar	4.424 -4.2	Nov	8.830 -12.2	Dec	75.56 +0.52
Feb	114.17 -1.15	Jan	135.82 -2.75	May	4.456 -4.2	Jan	8.964 -12.2	Mar	75.63 +0.50
Apr	116.47 -1.07	Mar	135.42 -2.62	Jul	4.482 -4.0	Mar	9.054 -10.6	Jun	75.68 +0.48

Beef Farmers of Ontario, 130 Malcolm Road, Guelph, ON N1K 1B1 Phone: (519) 824-0334 Fax: (519) 824-9161 or email: markets@ontariobeef.com

OBCFPP LICENCE CHANGES

No longer licenced: Country Dealer- No longer required

Richard Patenaude, RR 4, C708 Rte 303 North, Shawville, PQ, J0X 2Y0

Now licenced: Country Dealer

33 Mile Cattle Corp., PO Box 640, Brussels, Ontario N0G 1H0

Comments for the week ending June 6, 2019

Lighter receipts of 438 fed steers and heifers sold through auction markets this week, down 204 head from last week and 132 less than this time last year. Fed steers ranged from \$133.81-\$154.42 with a weekly weighted average price of \$144.94, up \$1.03 from last year and \$1.01 higher than year ago prices. Fed heifers sold from \$120.61-\$151.93 averaging \$142.48 up \$3.49 from last week and \$1.40 stronger than last year at this time. Auction market reports started out the week with slightly easier to lower prices. By mid-week trade was steady on the good quality cattle, with all others under some pressure. The market ended the week selling steady.

Ontario railgrade prices declined the previous Friday to \$250.00-\$254.00 dressed for both steers and heifers and held steady at this price for the entire trading week. During this time there was one Ontario packer not actively bidding. This week's average price is \$3.00 below last week but \$6.00 above year ago prices. Delivery of the cattle reported this week was anywhere from this week to the last week in June.

The Canadian Boxed Beef Report by Kevin Grier, reports Canadian buyer activity: "Spot activity was minimal last week with little interest show by both large and small buyers. Distributors were bidding but mostly very low levels. Demand has been good but not living up to the budgeted plans. Retail buyers are putting finishing touches on the July 1st weekend inside ads as the front page was done a few weeks ago. Both Father's Day and Dominion Day weekends are expected to be strong on beef ads."

2,699 cull/fed cows sold through auction markets this week, down 17 head from last week but 581 more than last year at this time. As of May 31, 2019 there has been 53,601 cows sold through auction markets, up 6,267 (13%) from the same time in 2018 and 5,927 (12.4%) more than May 31, 2017. In the last 4-5 weeks there has been a slight increase in the volume of beef cows coming to market. Cows this week ranged from \$58.97-\$87.74 with a weekly weighted average of \$71.77, down \$0.71 from last week but \$0.59 stronger than year ago price. Auction markets reported prices as steady to higher, up \$3.00-\$5.00 cwt in spots early in the week. By mid-week trade was steady to slightly lower and barely steady. By the end of the week cows were reported as trading strong.

4,724 stocker and feeder cattle sold through auction markets this week, down 794 head from last week and 299 less than last year at this time. Auction markets reported trade as steady to higher on the light weight grass type cattle early week, but barely steady by mid-week. Heavier cattle were steady to higher to start, but barely steady to under pressure as the week continued. All classes of stocker and feeder cattle were reported as steady to strong, with quality considered, by Thursday. Actual average prices this week saw steers 400-500 lbs up \$8.65 from last week on average, 500-600 lbs up \$7.91, 600-700 lbs up \$7.24, 700-800 lbs up \$8.70, 800-900 lbs up \$1.41, 900-1000 lbs down \$1.36 and steers 1000 lbs and over averaged \$1.84 lower than last week, on average. Heifers 300-400 lbs were down \$6.83 on average, 400-500 lbs up \$5.48, 500-600 lbs up \$3.52, 600-700 lbs down \$1.62, 700-800 lbs down \$7.77, 800-900 lbs up \$9.04 and heifers 900 lbs and over averaged \$8.19 stronger than last week's weighted average prices.

The Quebec electronic market this week ranged from \$246.00-\$248.50 dressed, down \$0.93 from the previous week on average.

Alberta direct trade this week was reported by Canfax as steady to \$1.00 lower than last week with dressed deals from \$243.00-\$245.00 delivered and \$240.00-\$244.00 on a picked up basis. Canfax reports "Competition in the cash market has been limited but all three western Canadian packers did buy cattle."

The US cash cattle trade for the week ending May 31, 2019, was fully steady in the south and steady to \$1.00 stronger in the north. Overall sales for the week, listed by the USDA Mandatory Price Report, saw live sales range from \$112.00-\$119.00 live, with steers averaging \$115.74 down \$0.04 while heifers averaged \$115.53 up \$0.35. On the rail business ranged from \$183.00-\$188.00 dressed, with steers averaging \$186.08 up \$1.27, while heifers averaged \$186.19 up \$1.01 from the previous week's trade.

This week, US trade started to develop on Monday in the south with sales from \$110.00-\$113.00 live, mostly \$112.00-\$113.00 down \$2.00-\$3.00 cwt. Business continued until Thursday, from \$111.00-\$114.00, steady to \$1.00 stronger than early week trade. At this point it appears that the bulk of trade in the south is completed. In the north a couple of deals surfaced at \$183.00 dressed on Monday, but not nearly enough to call a market. A few scattered deals on Tuesday were from \$183.00-\$185.00 live, down \$1.00-\$3.00 from last week, and \$113.00-\$117.00 live, mostly \$114.00 down \$1.00 from last week, but again, just scattered trade was noted. Wednesday afternoon a few sales were reported from \$183.00-\$185.00 with a few in Iowa at \$187.00 dressed, steady to \$3.00 lower than last week. Thursday dressed trade in the north ranged from \$183.00-\$188.00 up slightly from early week prices. Today a light test in the north is noted at \$115.00 live, up \$1.00 from earlier in the week, along with a couple of deals at \$184.00 dressed. The south is quiet.