



Weekly Market Information Report for the week ending Thursday June 13, 2019

The following information is collected from various sources and disseminated by Beef Farmers of Ontario.

ONTARIO DIRECT TO PACKER RAILGRADE CATTLE TRADE

Prices are on a carcass weight basis before grade and weight discounts. Weekly Range:

A Grade Steers 250.00-254.00- with one packer not bidding

A Grade Heifers 250.00-254.00- with one packer not bidding

ONTARIO LIVE CATTLE TRADE

Ontario auction sales this week saw weighted average price ranges for:

FED CATTLE	Volume	Price Range	Average	Top	Last Week Avg
Large Frame Steers +1250	77	127.25-149.62	140.87	160.00	145.44
Medium Frame Steers +1250	70	135.62-149.95	145.66	155.75	143.35
Large & Medium Frame Steers +1250	147	131.37-149.59	143.55	160.00	144.94
Large Frame Heifers +1000	114	145.24-153.19	149.72	160.00	137.40
Medium Frame Heifers +1000	130	140.12-153.78	147.96	164.50	143.32
Large & Medium Frame Heifers +1000	244	141.89-153.49	148.68	164.50	142.48
Fed steers, Dairy & Dairy Cross +1250	115	95.83-112.62	103.94	123.00	102.97
Fed heifers, Dairy & Dairy Cross +1000	80	81.97-100.99	91.46	109.00	91.12
Cows - All Weights	2,387	61.49-93.61	76.11	142.00	71.77
Bulls - All Weights	125	89.11-112.06	100.17	147.50	94.94

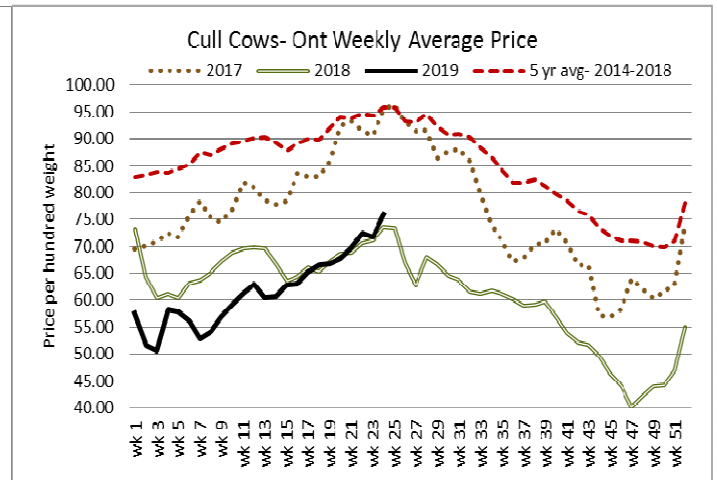
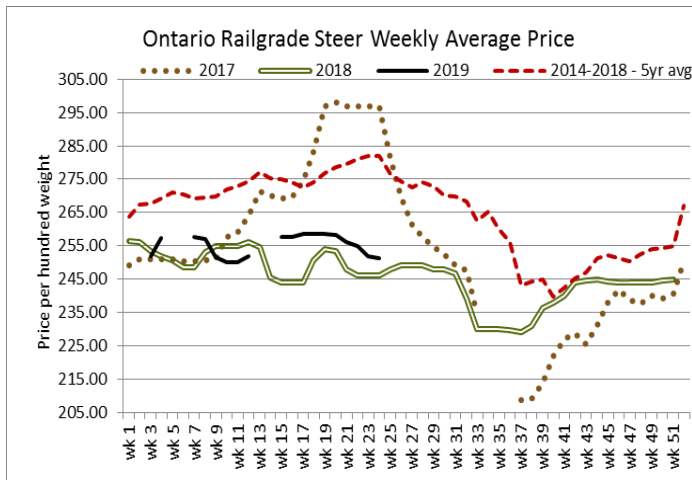
STOCKERS - Large and Medium Frame

STEERS	Volume	Price Range	Average	Top	Last Week Avg
1000+	792	154.53-167.09	160.15	172.00	160.37
900-999	322	157.13-175.77	166.73	190.00	172.08
800-899	327	173.89-195.72	186.46	203.50	177.62
700-799	415	169.56-201.72	187.85	217.50	188.99
600-699	342	162.64-214.91	190.10	237.00	201.34
500-599	302	168.77-236.45	206.49	257.50	214.69
400-499	140	188.64-238.00	215.17	258.00	219.43
-399	54	167.19-231.06	198.72	290.00	180.15

HEIFERS	Volume	Price Range	Average	Top	Last Week Avg
+900	469	132.76-156.28	145.85	170.00	145.23
800-899	376	131.11-172.08	160.25	186.00	151.89
700-799	230	139.89-174.25	159.53	187.29	148.60
600-699	285	143.88-187.55	167.23	201.00	164.44
500-599	333	152.67-195.14	176.35	226.00	165.68
400-499	159	148.97-192.75	174.39	232.50	169.44
300-399	58	159.34-183.10	172.08	217.50	150.75
-299	7	110.00-137.14	123.57	200.00	152.50

At Kawartha Lakes Community Sale Barn, June 8, 2019 – 110 cows, 58 veal, 20 stockers, 2 bulls

	Price Range	Avg.	Top
Cows	65.00-97.00	77.62	105.00
Veal 600 lbs+	74.00-117.00	87.49	135.00
Veal 125 lbs -	60.00-280.00	125.85	280.00



Denfield Livestock Exchange Inc., June 11, 2019: 163 Fed Cattle, 39 Veal, 3 Bulls, 80 Cows, 15 stockers

	Volume	Price Range	Average	Top
Large & Medium Frame Fed Steers +1250 lbs	26	142.00-155.50	150.99	160.00
Large & Medium Frame Fed Heifers +1000 lbs	113	147.00-158.00	153.43	160.00
Cows	80	61.00-97.00	79.12	105.00
Veal 600 lbs and over	37	90.00-105.50	99.07	137.00

At Aylmer Stockyards Inc.: June 12, 2019- 44 Veal, 115 Cows, 17 Fed Cattle, 45 stockers, 6 bulls

	Price Range	Average	Top
Fed heifers, Dairy and Dairy Cross +1000 lbs	84.99-97.49	91.6.0	97.49
Cows	48.99-101.00	78.30	101.00
Veal over 600 lbs	69.99-115.99	94.69	115.99

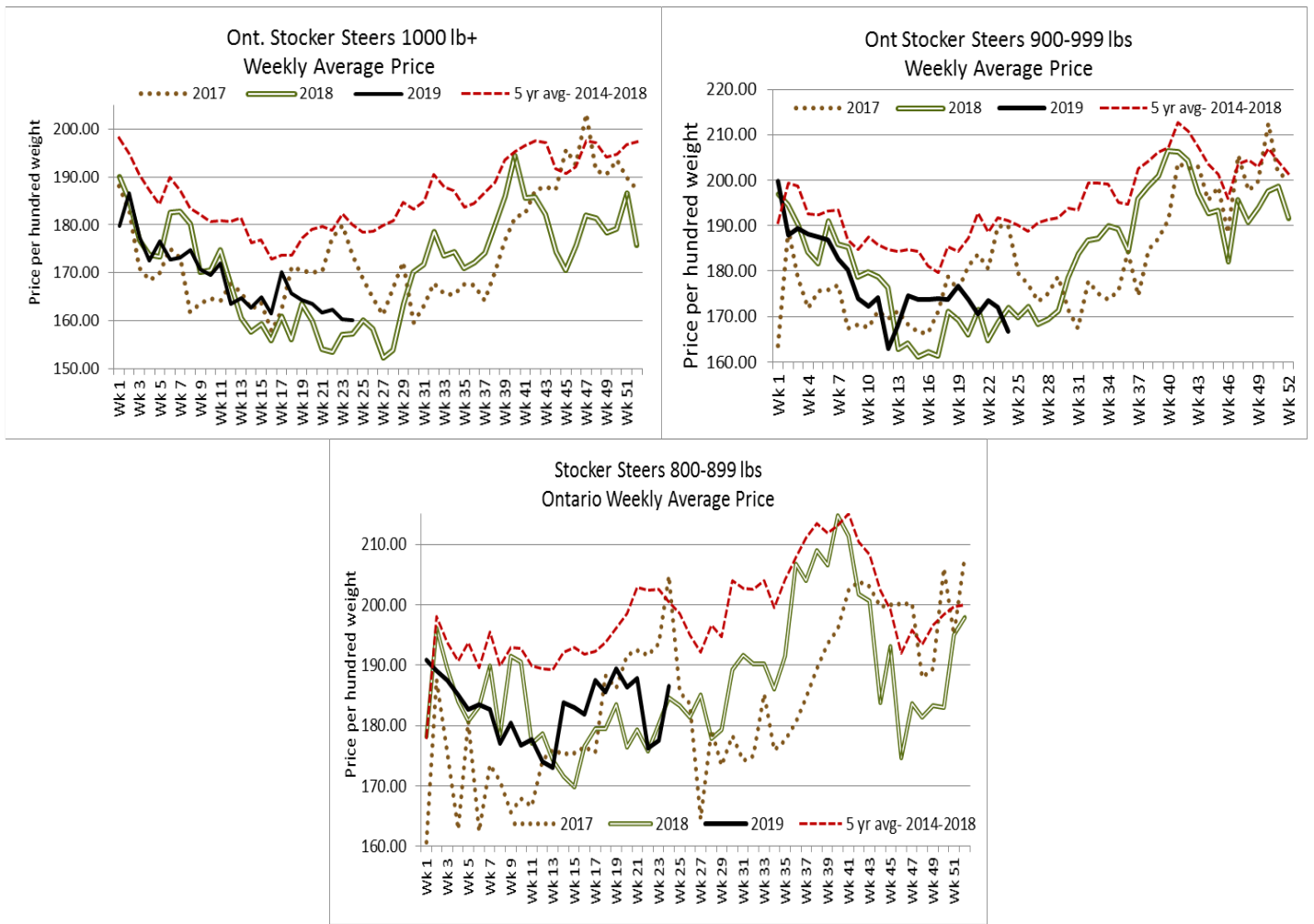
ONTARIO STOCKER & FEEDER TRADE

Stocker sale at **Brussels Livestock: June 7, 2019 – 1,420 Stockers**

Steers	Price Range	Average	Top	Heifers	Price Range	Average	Top
1000+	152.50-162.25	157.35	167.50	900+	132.00-155.50	144.74	163.50
900-999	150.50-177.50	162.62	190.00	800-899	149.00-171.75	162.31	171.75
800-899	189.50-203.50	195.66	203.50	700-799	152.00-176.00	162.57	176.00
700-799	174.50-206.00	190.04	212.50	600-699	140.00-191.00	166.79	192.00
600-699	182.00-221.00	198.94	229.00	500-599	162.00-197.00	184.76	197.00
500-599	190.00-230.00	213.03	230.00	400-499	136.00-187.00	167.03	211.00
400-499	200.00-229.00	215.67	247.00	300-399	180.00-193.00	182.57	193.00
399-	200.00-235.00	224.36	235.00				

Stocker sale at: **Community Livestock Exchange: June 11, 2019 – 165 Stockers**

Steers	Price Range	Average	Top	Heifers	Price Range	Average	Top
800-899	144.99-192.99	171.79	192.99	600-699	112.50-180.00	148.10	180.00
700-799	114.99-188.99	159.60	188.99	500-599	114.99-194.99	157.89	194.99
600-699	106.00-192.50	151.89	208.99	400-499	118.99-177.49	159.29	177.49
500-599	120.99-239.00	199.10	239.00	300-399	164.9-188.99	183.60	188.99
400-499	185.00-235.00	219.70	235.00				



Stocker sale at **Keady Livestock Market, June 11, 2019- 817** stockers

Steers	Price Range	Average	Top	Heifers	Price Range	Average	Top
1000+	163.75-167.25	165.89	167.25	900+	141.50-170.00	155.76	170.00
900-999	172.50-61 hd			800-899	139.00-169.50	158.97	169.50
800-899	187.50-192.00	190.41	195.00	700-799	161.00-179.00	171.78	179.00
700-799	193.50-213.50	204.64	217.50	600-699	173.00-183.00	179.52	183.00
600-699	212.00-232.00	223.99	232.00	500-599	201.00-225.00	210.64	225.00
500-599	247.00-257.50	251.18	257.50	400-499	215.00-232.50	228.33	232.50
400-499	236.00-256.00	243.83	258.00				
399	220.00-251.00	237.20	251.00	Cows	76.00-104.00	85.36	104.00

Stocker sale at: **Renfrew Pontiac Livestock: June 11, 2019 – 370** Stockers

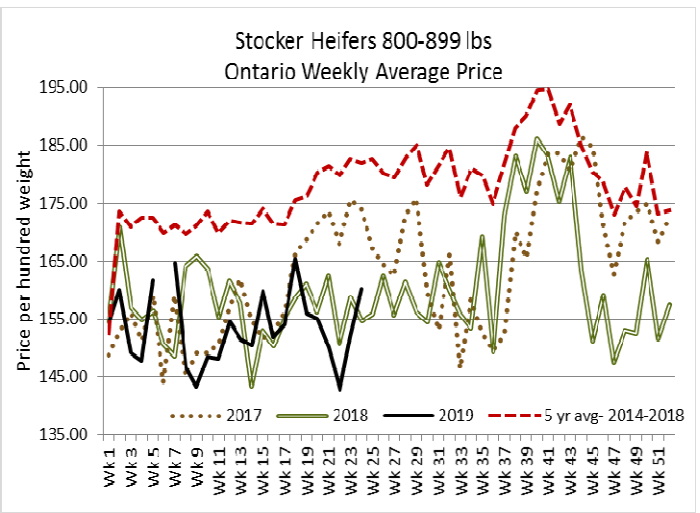
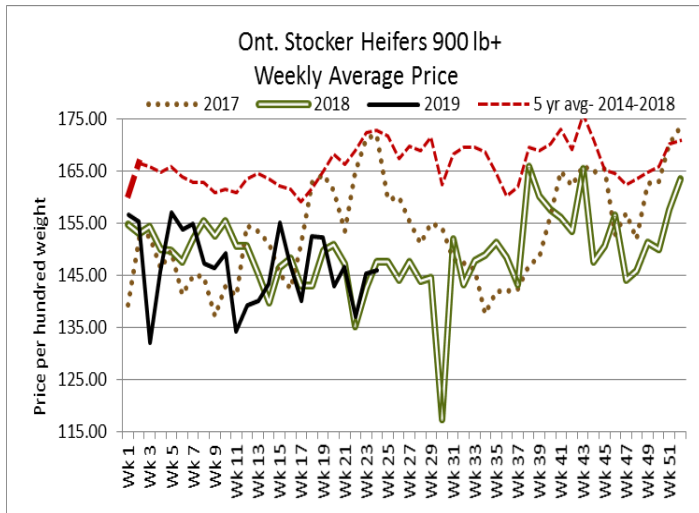
Steers	Price Range	Average	Top	Heifers	Price Range	Average	Top
800-899	125.00-188.99	179.60	188.99	900+	75.00-149.50	122.19	149.50
700-799	152.49-198.50	182.60	198.50	800-899	117.50-183.69	168.10	183.69
600-699	164.99-202.99	182.60	202.99	700-799	123.99-187.29	172.39	187.29
500-599	155.00-240.49	208.19	240.49	600-699	130.00-193.50	166.39	193.50
400-499	189.99-245.00	217.89	245.00	500-599	127.00-195.50	160.09	195.50
399-	155.00-257.50	207.90	257.50	400-499	134.00-193.99	172.39	193.99

Stocker sale at **Ontario Livestock Exchange: June 12, 2019 – 521** Stockers

Steers	Price Range	Average	Top	Heifers	Price Range	Average	Top
1000+	155.00-172.00	161.17	172.00	900+	159.50-168.00	165.26	168.00
900-999	166.00-176.50	171.82	176.50	800-899	152.50-158.00	154.86	158.00
800-899	178.50-198.00	186.73	198.00				

Stocker sale at: **Ontario Livestock Exchange, June 13, 2019– 334** Stockers

Steers	Price Range	Average	Top	Heifers	Price Range	Average	Top
1000+	125.00-159.00	143.68	159.00	700-799	87.00-145.00	117.71	145.00
900-999	97.00-175.00	144.14	175.00	600-699	102.50-172.50	141.75	172.50
800-899	120.00-172.00	151.90	172.00	500-599	72.50-147.50	116.61	205.00
700-799	70.00-155.00	121.70	172.50	400-499	120.00-195.00	158.75	195.00
600-699	120.00-186.00	148.36	194.00				
500-599	100.00-222.50	152.72	222.50				
400-499	190.00-227.50	210.63	227.50				
399-	165.00-225.00	185.63	255.00				



Stocker sale at **Ontario Stockyards Inc., June 13, 2019 – 833** Stockers

Steers	Price Range	Average	Top	Heifers	Price Range	Average	Top
1000+	145.00-163.00	159.34	163.00	900+	77.50-143.00	119.45	143.00
900-999	160.00-180.50	172.97	180.50	800-899	105.00-160.00	147.41	186.00
800-899	170.00-199.00	183.46	199.00	700-799	135.00-184.50	159.96	184.50
700-799	167.50-194.00	182.05	204.00	600-699	150.00-196.00	172.21	201.00
600-699	147.50-225.00	191.72	237.00	500-599	162.50-206.00	185.39	226.00
500-599	175.00-252.00	217.27	252.00	400-499	170.00-210.00	188.95	210.00
400-499	195.00-257.00	226.87	257.00	300-399	165.00-192.50	183.40	217.50
399-	140.00-237.00	191.78	237.00				

Stocker sale at: **Ottawa Livestock Exchange, June 13, 2019– 117** Stockers

Steers	Price Range	Average	Top	Heifers	Price Range	Average	Top
600-699	140.00-215.00	183.59	220.00	600-699	122.00-170.00	151.45	174.00
500-599	170.00-220.00	196.69	228.00	500-599	120.00-168.00	153.10	182.00
400-499	220.00-234.00	226.00	234.00	400-499	156.00-182.00	168.13	182.00

LIVE CATTLE EXPORTS-ONTARIO

	Week ending May 25, 2019	Week ending May 18, 2019	Year to Date
Total live slaughter cattle exported from Ontario to the U.S.	2,655	2,739	55,465
Steers & Heifers & Cows	2,240	2,319	49,705
Bulls	415	420	5,760

AVERAGE CARCASS WEIGHTS – CANADA

	Steers	Heifers
June 8, 2019	870	792
June 1, 2019	864	791
June 9, 2018	832	783

FEDERALLY INSPECTED CANADIAN PROCESSING

	Week Ending June 8, 2019	# of hd change from week ago	YTD	% Change (Week Ago)	% Change (Year Ago)
Grand Total	66,350	+4,911	1,344,982	+8%	+7%
Western Slaughter	52,848	+4,800	1,041,961	+10%	+7%
Eastern Slaughter	13,502	+111	303,021	+1%	+5%

USDA ESTIMATED CATTLE PROCESSING VOLUME

	Week Ending Jun 8, 2019	Previous Week	Year Ago
Grand Total	665,000	662,000	648,000

ALBERTA DIRECT TRADE

For the week ending June 13, 2019

Steers	Live FOB	144.50	Rail FOB	237.75-243.50
Heifers	Live FOB	142.00	Rail FOB	242.50-243.50

U.S. TRADE (U.S. funds)

For the week ending June 13, 2019

Choice and Select Steers and Heifers:	Live	110.00-116.50
	Rail	182.00-186.00

QUEBEC ELECTRONIC AUCTION MARKET (F.O.B. THE FEEDLOT)

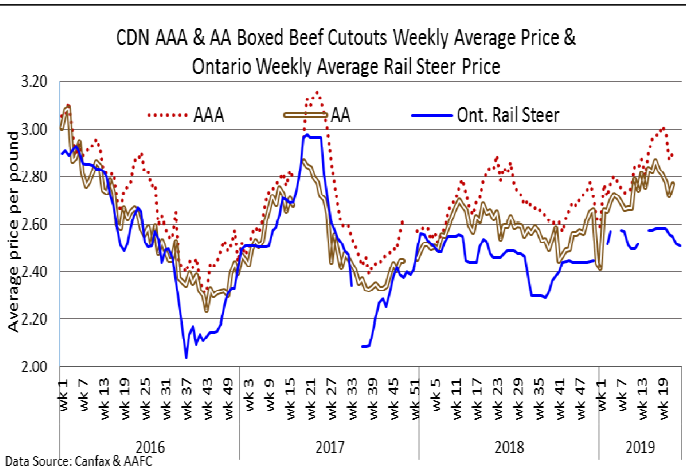
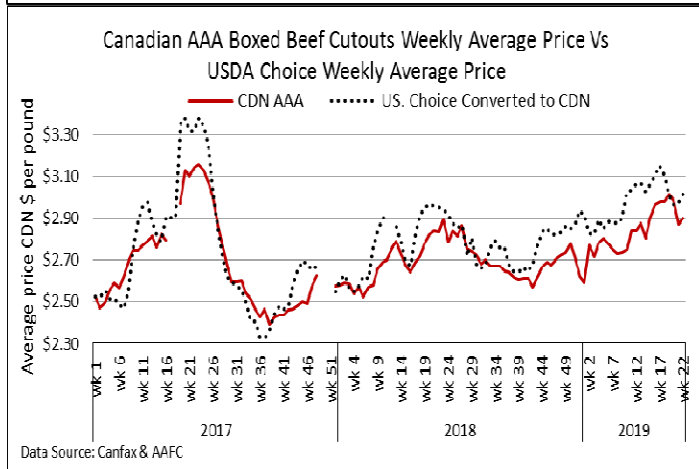
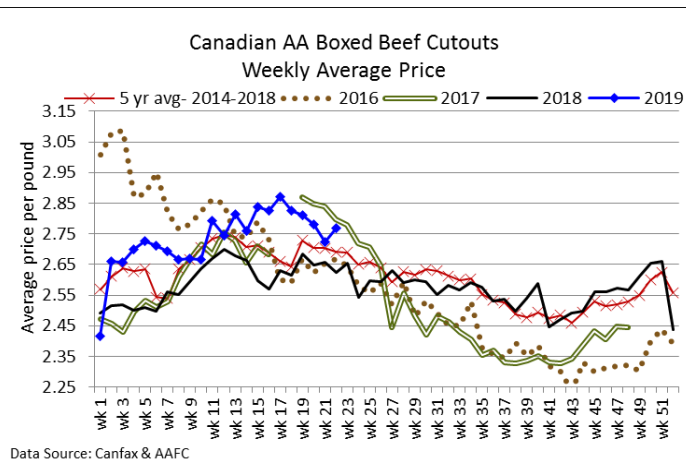
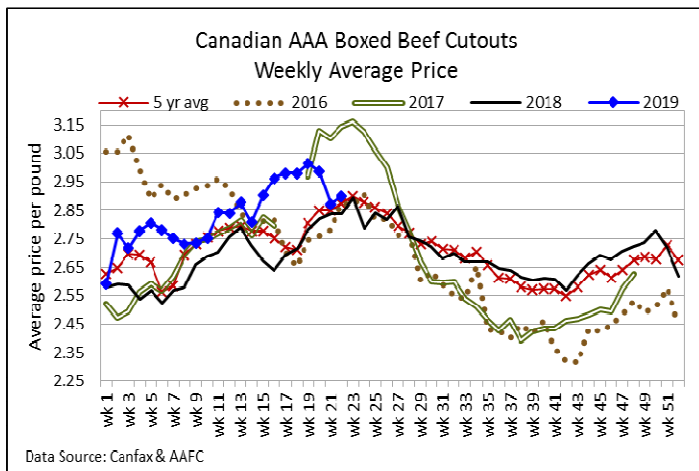
	Price	Change from Last Week
For the week ending June 13, 2019	246.25-248.25	+0.20

U.S. BOXED BEEF CUT-OUT VALUES (U.S. funds)

	Choice 600-900	Select 600-900
Current Five Day Average:	222.12	207.08

CANADIAN BOXED BEEF CUT-OUT VALUES

Week Ending	AAA	AA
May 31, 2019	2.9005	2.7695
May 24, 2019	2.8715	2.7229
May 17, 2019	2.9816	2.7800



BEEF EXPORTS – CANADA

	United States Jan 1- Apr 30	Change from last year YTD	Mexico Jan 1- Apr 30	Change from last year YTD
Total	101,207 tonnes	+14% or +12,158 tonnes	4,593 tonnes	-6% or -304 tonnes

LIVE CATTLE – CANADA

IMPORTS		Import % change from 2018 YTD	EXPORTS		Export % change from 2018 YTD
Jan 1- Apr 30			Jan 1- Jun 1/19		
Pure bred	1,758	-15%	Slaughter steers & heifers & cows	205,116	+33%
Non-pure bred	62,479	+73%	Feeder cattle & calves	124,159	+2%
			Bulls	16,483	+5%

BEEF PRODUCTION – CANADA

	Jan 1 – June 8/19	Last Year Same Time	% Change
Fed	439,048 tonnes	400,755 tonnes	+10%
Non-fed	83,305 tonnes	79,914 tonnes	+4%

BEEF IMPORTS – CANADA

	Jan 1 – June 8/19	Last Year Same Time	% Change
United States	46,793 tonnes	53,867 tonnes	-13%
Non-CUSMA	19,274 tonnes	26,774 tonnes	-28%
EU-28 (beef/veal total)	2,223 tonnes	864 tonnes	+157%
Total	71,445 tonnes	85,154 tonnes	-16%

CHICAGO MERCANTILE EXCHANGE

Closing quotes on futures today were as follows:

Live Cattle			Feeder Cattle			Corn			Soybeans			Canadian \$		
Jun	108.77	-0.27	Aug	135.52	-0.70	Jul	4.530	+11.0	Jul	8.966	+8.6	Spot	74.53	-0.51
Aug	104.27	-0.45	Sep	135.80	-0.70	Sep	4.582	+10.4	Aug	9.030	+8.4	Jun	74.53	-0.52
Oct	105.47	-0.67	Oct	135.75	-0.72	Dec	4.634	+7.6	Sep	9.100	+8.2	Sep	74.66	-0.51
Dec	109.95	-0.80	Nov	135.87	-0.77	Mar	4.674	+6.4	Nov	9.234	+8.2	Dec	74.73	-0.52
Feb	114.10	-0.72	Jan	133.85	-0.90	May	4.684	+5.6	Jan	9.350	+8.2	Mar	74.81	-0.51
Apr	116.17	-0.67	Mar	133.07	-1.15	Jul	4.680	+4.4	Mar	9.410	+7.0	Jun	74.86	-0.51

Beef Farmers of Ontario, 130 Malcolm Road, Guelph, ON N1K 1B1 Phone: (519) 824-0334 Fax: (519) 824-9161 or email: markets@ontariobeef.com

Comments for the week ending June 13, 2019

391 fed steers and heifers sold through auction markets this week, down 47 from last week and 9 less than this time last year. Fed steers traded from \$131.37-\$149.59 averaging \$143.55 down \$1.39 from last week and \$3.42 lower than last year at this time. Fed heifers sold from \$141.89-\$153.49 averaging \$148.68 up \$6.20 from last week and \$6.71 stronger than year ago prices. Auction markets reported trade as steady with one report of trade steady to higher mid-week.

The Ontario railgrade market this week started out the previous Friday at \$250.00-\$254.00 dressed for both steers and heifers which was holding steady. On Monday prices declined to \$250.00-\$252.00 dressed for both steers and heifers, and continued at this price range for the remainder of this reporting period. Throughout this week, one Ontario packer was not active, with no bids on the table. This week's average price is \$0.75 lower than last week, but \$5.25 stronger than this time last year.

Lighter receipts of cull/fed cows this week met a stronger demand. There were 2,387 cows sold through auction markets this week, down 312 from last week, but 424 more than the same week last year. Cows traded from \$61.49-\$93.61, with a weekly weighted average price of \$76.11 up \$4.34 from last week and \$2.50 stronger than year ago prices. Auction markets reported a strong demand with active trading and prices ranging anywhere from \$2.00-\$10.00 higher, mostly \$5.00 cwt stronger than last week.

4,611 stocker and feeder cattle sold through auction markets this week, down 113 head from last week but 535 more than last year at this time. Auction market reports started out on Friday with calves noted as steady while yearlings were active at prices \$2.00-\$3.00 higher. As the week progressed, trade mid-week was fully steady on a good demand, with good heavier cattle selling barely steady, while the fleshier and heavier steers traded under pressure. The market ended the week on an active trade at steady prices, with quality considered. Actual average prices for this week saw steers 400-500 lbs down \$4.26 from last week on average, 500-600 lbs down \$8.20, 600-700 lbs down \$11.24, 700-800 lbs down \$1.14, 800-900 lbs up \$8.84, 900-1000 lbs down \$5.35 and steers 1000 lbs and over averaged \$0.22 lower than last week. Heifers between 300-400 lbs were up \$21.33 from last week on average, 400-500 lbs up \$4.95, 500-600 lbs up \$10.67, 600-700 lbs up \$2.79, 700-800 lbs up \$10.93, 800-900 lbs up \$8.36 and heifers 900 lbs and over were basically steady at \$0.62 higher than last week.

The Quebec electronic market this week ranged from \$246.25-\$249.25 dressed, up \$0.20 from the previous week on average.

Alberta direct trade, on Wednesday was light with prices steady to \$1.00 higher, with Canfax noting sales from \$244.00-\$246.00 delivered on a dressed basis. Thursday saw a light trade from \$240.00-\$244.00 delivered, on a dressed basis, down \$1.00-\$3.00 from last week. Canfax also noted traded on a picked up basis from \$142.00-\$144.50 live. On the rail trade ranged from \$237.75-\$243.50 picked up with steers averaging \$242.22 down \$0.15 from the previous week, while heifers averaged \$243.33 up \$0.48 on average.

The US cash cattle trade for the week ending June 7th was easier, however prices did improve \$1.00 from early week to late week with the northern prices a touch stronger than southern deals. The USDA Mandatory Price Report saw sales for the week range from \$111.00-\$117.50 live, with steers averaging \$113.76 down \$1.98, while heifers averaged \$113.50 down \$2.03 from the previous week. On the rail prices ranged from \$183.00-\$188.00 dressed, with steers averaging \$184.21 down \$1.87, while heifers averaged \$183.82 down \$2.37 from the week before.

This week the market was slow to start. On Wednesday at the Fed Cattle Exchange online auction, there were 633 head on offer, in 5 lots with delivery in 1-9 days. Asking prices ranged from \$113.00-\$114.00 live, with two lots selling at \$113.00 while three lots asking \$114.00 live received no bids leaving the cattle unsold. On the cash market Wednesday afternoon, a handful of sales were reported at \$114.00 live and \$186.00 dressed in the north, which is \$1.00-\$2.00 higher than last week's average, but not nearly enough to establish a market. On Thursday trade was light with sales \$1.00-\$2.00 lower in the south and steady to \$1.00 higher in the north. Agcenter.com reported that one seller in Texas yesterday sold 1,700 head at \$110.00 live when bids were reported at \$112.00 live, however it is thought that delivery of those cattle are for mid-July. Sales in the south yesterday were from \$110.00-\$112.00 live while business in the north was steady on a live basis at \$114.00. On the rail dressed deals Thursday ranged from \$182.00-\$186.00 dressed, averaging \$185.00 which is \$1.00 stronger than last week. Today, the south is extremely quiet with no bids on the table. In Iowa a couple of sales today are noted at \$184.00 dressed, while the rest of the north is seeing bids at \$112.00-\$114.00 live and \$182.00-\$185.00 dressed, with no seller interest noted. Asking prices are sitting at \$115.00 live in the south and \$187.00 dressed in the north.