



## Weekly Market Information Report for the week ending Thursday July 11, 2019

The following information is collected from various sources and disseminated by Beef Farmers of Ontario.

### ONTARIO DIRECT TO PACKER RAILGRADE CATTLE TRADE

Prices are on a carcass weight basis before grade and weight discounts. Weekly Range:

**A Grade Steers** 240.00-244.00 – with one packer not bidding this week.

**A Grade Heifers** 240.00-244.00 – with one packer not bidding this week.

### ONTARIO LIVE CATTLE TRADE

Ontario auction sales this week saw weighted average price ranges for:

FED CATTLE	Volume	Price Range	Average	Top	Last Week Avg
Large Frame Steers +1250	161	131.79-149.69	144.17	157.50	146.24
Medium Frame Steers +1250	130	134.50-146.56	142.11	150.50	135.05
Large & Medium Frame Steers +1250	291	133.82-148.25	143.20	157.50	141.91
Large Frame Heifers +1000	93	127.10-146.51	138.98	166.00	127.13
Medium Frame Heifers +1000	146	129.61-145.69	140.75	148.75	138.45
Large & Medium Frame Heifers +1000	239	128.94-147.05	140.15	166.00	137.85
Fed steers, Dairy & Dairy Cross +1250	70	101.83-113.96	109.03	119.99	109.55
Fed heifers, Dairy & Dairy Cross +1000	74	82.64-104.59	90.21	125.00	87.18
Cows - All Weights	1,915	61.99-90.23	75.32	113.50	75.71
Bulls - All Weights	129	81.97-112.77	96.76	148.39	98.51

### STOCKERS - Large and Medium Frame

STEERS	Volume	Price Range	Average	Top	Last Week Avg
1000+	412	154.64-169.79	161.48	176.50	151.22
900-999	162	163.49-175.94	171.63	183.50	160.62
800-899	94	158.95-185.55	176.50	194.25	160.61
700-799	105	158.09-194.01	178.70	214.50	173.63
600-699	112	171.30-221.51	198.67	250.00	188.90
500-599	125	164.84-230.74	194.74	262.50	195.99
400-499	51	143.37-217.17	181.41	259.00	181.87
-399	16	100.66-156.34	136.04	237.50	159.22

HEIFERS	Volume	Price Range	Average	Top	Last Week Avg
+900	221	133.64-151.69	143.33	163.00	141.11
800-899	105	135.10-151.61	144.90	160.00	148.21
700-799	88	128.90-154.68	144.02	166.00	139.72
600-699	103	117.73-161.47	144.14	177.00	158.56
500-599	84	127.68-168.09	150.00	197.50	161.24
400-499	47	148.52-175.97	161.41	197.50	139.81
300-399	15	128.00-162.00	146.59	202.50	137.32
-299	17	108.82-118.82	112.52	250.00	177.00

At Kawartha Lakes Community Sale Barn, July 6, 2019, 94 cows, 21 stockers, 3 bulls, 45 veal

	Price Range	Avg.	Top
Cows	71.50-100.50	83.21	108.50
Veal 600 lbs+	84.00-117.50	90.48	117.50
Veal 451-600 lbs	75.00-235.00	123.12	235.00

**Denfield Livestock Exchange Inc., July 9, 2019: 250 Fed Cattle, 66 Veal, 6 Bulls, 46 Cows, 4 stockers**

	<b>Volume</b>	<b>Price Range</b>	<b>Average</b>	<b>Top</b>
<b>Large &amp; Medium Frame Fed Steers +1250 lbs</b>	160	140.50-148.25	145.51	156.00
<b>Large &amp; Medium Frame Fed Heifers +1000 lbs</b>	73	136.00-148.00	144.38	148.75
<b>Cows</b>	46	58.00-95.00	76.46	105.50
<b>Veal over 600 lbs</b>	62	75.00-85.50	80.65	92.00

**At Aylmer Stockyards Inc.: July 10, 2019- 53 Veal, 87 Cows, 14 Fed Cattle, 45 stockers, 2 bulls**

	<b>Price Range</b>	<b>Average</b>	<b>Top</b>
<b>Fed heifers, Dairy and Dairy Cross +1000 lbs</b>	71.99-99.49	93.30	99.49
<b>Cows</b>	51.00-90.00	76.40	90.00
<b>Veal over 600 lbs</b>	63.00-95.99	82.09	95.99

**ONTARIO STOCKER & FEEDER TRADE**

**Stocker sale at Brussels Livestock: July 5, 2019 – 568 Stockers**

<b>Steers</b>	<b>Price Range</b>	<b>Average</b>	<b>Top</b>	<b>Heifers</b>	<b>Price Range</b>	<b>Average</b>	<b>Top</b>
<b>1000+</b>	141.00-163.00	153.31	169.50	<b>900+</b>	137.00-155.00	146.17	155.00
<b>900-999</b>	157.00-168.75	163.99	183.50	<b>800-899</b>	151.50-156.00	153.03	157.50
<b>800-899</b>	178.00-194.25	188.68	194.25	<b>700-799</b>	144.00-159.00	151.17	159.00
<b>700-799</b>	175.00-201.00	188.67	201.00	<b>600-699</b>	142.00-177.00	159.17	177.00
<b>600-699</b>	190.00-230.00	208.48	236.00	<b>500-599</b>	140.00-175.00	160.94	175.00
<b>500-599</b>	185.00-230.00	199.28	242.00	<b>400-499</b>	140.00-175.00	160.71	175.00
<b>400-499</b>	80.00-239.00	169.80	239.00	<b>300-399</b>	140.00-190.00	165.00	190.00

**Stocker sale at Keady Livestock Market, July 9, 2019- 88 stockers**

<b>Steers</b>	<b>Price Range</b>	<b>Average</b>	<b>Top</b>	<b>Heifers</b>	<b>Price Range</b>	<b>Average</b>	<b>Top</b>
<b>1000+</b>	144.25-152.25	149.30	152.25	<b>500-599</b>	140.00-177.50	152.50	177.50
<b>600-699</b>	171.00-211.50	201.64	211.50				
<b>500-599</b>	181.00-200.00	186.75	200.00				

**Stocker sale at Ontario Livestock Exchange: July 10, 2019 – 390 Stockers**

<b>Steers</b>	<b>Price Range</b>	<b>Average</b>	<b>Top</b>	<b>Heifers</b>	<b>Price Range</b>	<b>Average</b>	<b>Top</b>
<b>1000+</b>	162.50-176.50	167.91	176.50	<b>900+</b>	157.50-163.00	161.46	163.00
<b>900-999</b>	171.00-183.00	178.83	183.00				
<b>800-899</b>	183.50-190.00	186.66	190.00				

**Stocker sale at: Ontario Livestock Exchange, July 11, 2019– 261 Stockers**

<b>Steers</b>	<b>Price Range</b>	<b>Average</b>	<b>Top</b>	<b>Heifers</b>	<b>Price Range</b>	<b>Average</b>	<b>Top</b>
<b>900-999</b>	165.00-182.00	179.36	182.00	<b>700-799</b>	120.00-166.00	147.83	166.00
<b>800-899</b>	140.00-189.50	178.82	189.50	<b>600-699</b>	92.50-157.50	138.21	157.50
<b>700-799</b>	120.00-196.00	177.07	196.00	<b>500-599</b>	85.00-132.50	111.49	197.50
<b>600-699</b>	162.50-204.00	187.23	204.00	<b>400-499</b>	125.00-162.50	138.00	177.50
<b>500-599</b>	120.00-204.00	167.50	204.00				
<b>400-499</b>	169.00-222.50	193.25	222.50				

Stocker sale at **Ontario Stockyards Inc., July 11, 2019– 241** Stockers

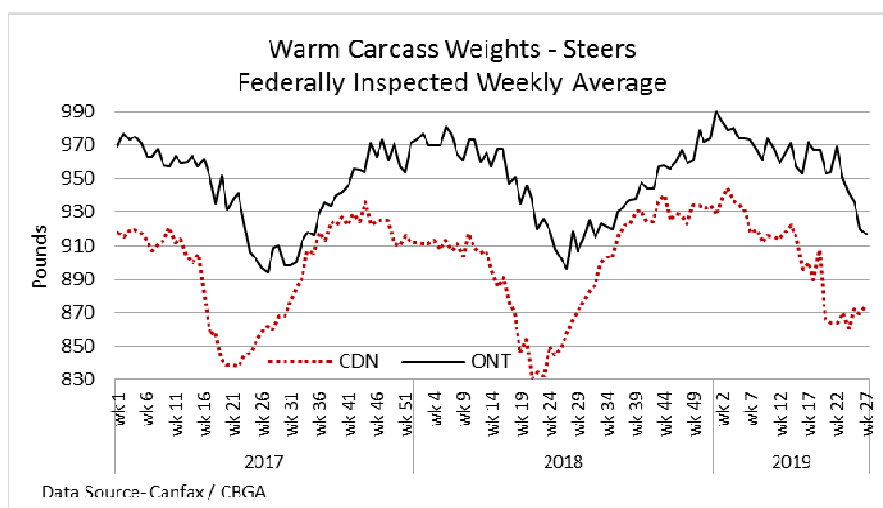
Steers	Price Range	Average	Top	Heifers	Price Range	Average	Top
1000+	144.00-159.00	149.14	159.00	900+	90.00-132.00	110.74	136.00
900-999	160.00-175.00	170.56	175.00	800-899	85.00-138.00	106.37	156.00
700-799	182.00-214.50	197.72	214.50	700-799	125.00-152.00	145.39	152.00
600-699	170.00-250.00	209.51	250.00	600-699	136.00-170.00	159.91	175.00
500-599	170.00-262.50	204.32	262.50	500-599	132.50-180.00	160.92	185.00
400-499	120.00-259.00	189.67	259.00	400-499	162.50-185.00	175.22	197.50
399-	120.00-212.50	180.32	212.50	300-399	170.00-202.50	188.93	202.50

Stocker sale at: **Ottawa Livestock Exchange, July 11, 2019– 62** Stockers

Steers	Price Range	Average	Top	Heifers	Price Range	Average	Top
500-599	166.00-228.00	215.38	228.00	500-599	126.00-162.00	143.67	162.00

**LIVE CATTLE EXPORTS-ONTARIO**

	Week ending June 22, 2019	Week ending June 15, 2019	Year to Date
Total live slaughter cattle exported from Ontario to the U.S.	2,673	2,665	66,228
Steers & Heifers & Cows	2,316	2,299	58,907
Bulls	357	366	7,321

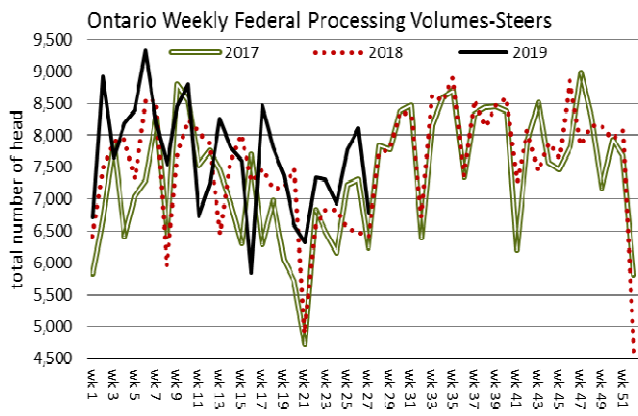


**AVERAGE CARCASS WEIGHTS – CANADA**

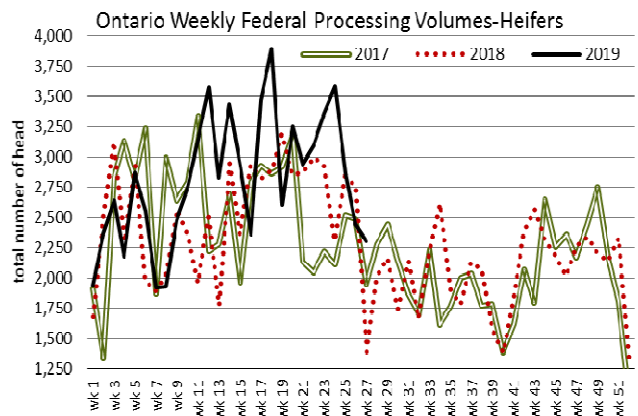
	Steers	Heifers
July 6, 2019	874	805
June 29, 2019	869	795
July 7, 2018	857	783

**FEDERALLY INSPECTED CANADIAN PROCESSING**

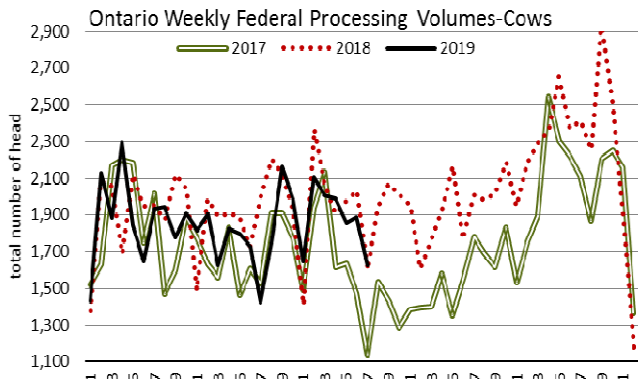
	Week Ending July 6, 2019	# of hd change from week ago	YTD	% Change (Week Ago)	% Change (Year Ago)
Grand Total	59,342	-2,236	1,597,922	-4%	+6%
Western Slaughter	47,910	-344	1,243,462	-1%	+6%
Eastern Slaughter	11,432	-1,892	354,460	-14%	+6%



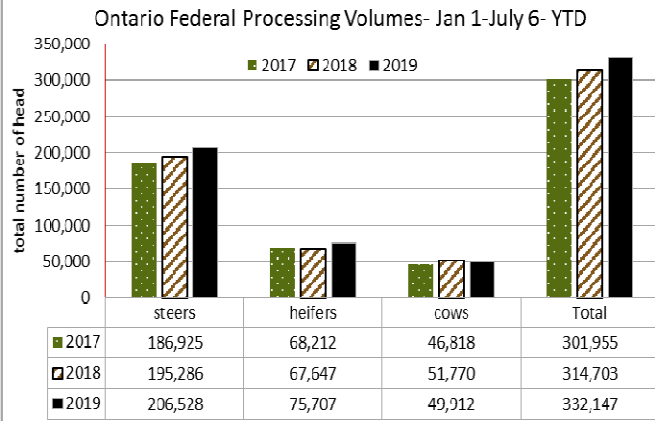
Data Source: Canfax/CBGA



Data Source: Canfax/CBGA



Data Source: Canfax/CBGA



Data Source: Canfax/CBGA

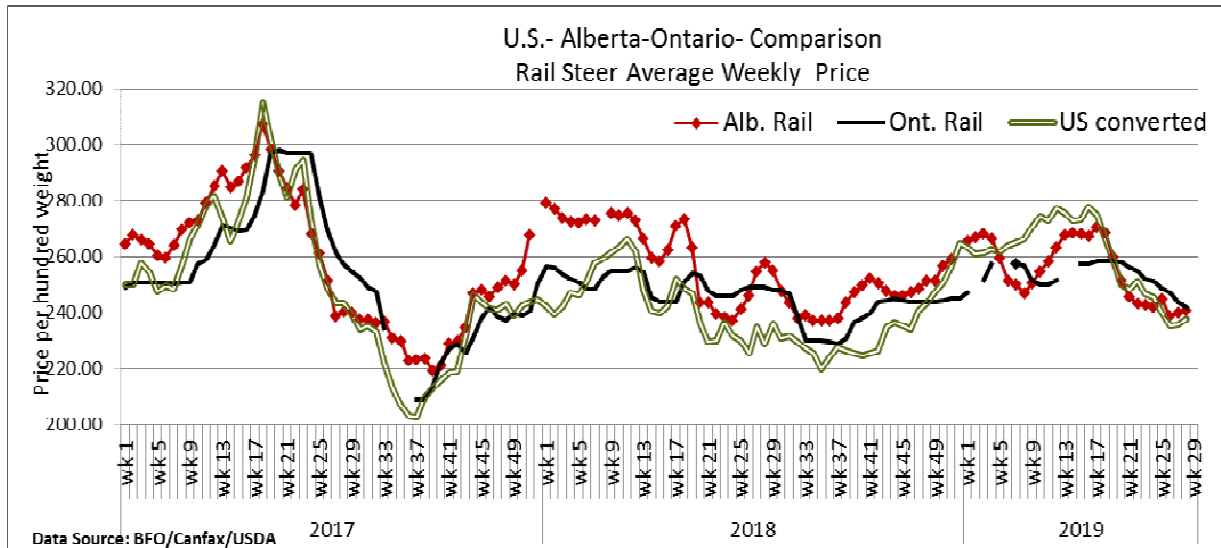
### USDA ESTIMATED CATTLE PROCESSING VOLUME

	Week Ending July 13, 2019	Previous Week	Year Ago
<b>Grand Total</b>	655,000	573,000	650,000

### ALBERTA DIRECT TRADE

For the week ending July 11, 2019

<b>Steers</b>	Live FOB	143.25	Rail FOB	239.75-242.50
<b>Heifers</b>	Live FOB	N/T	Rail FOB	240.00-242.50



Data Source: BFO/Canfax/USDA

### U.S. TRADE (U.S. funds)

For the week ending July 11, 2019

<b>Choice and Select Steers and Heifers:</b>	Live	110.00-117.25
	Rail	180.00-185.00

### QUEBEC ELECTRONIC AUCTION MARKET (F.O.B. THE FEEDLOT)

	<b>Price</b>	<b>Change from Last Week</b>
For the week ending July 11, 2019	236.00-237.50	-0.80

### U.S. BOXED BEEF CUT-OUT VALUES (U.S. funds)

	<b>Choice 600-900</b>	<b>Select 600-900</b>
<b>Current Five Day Average:</b>	215.61	2192.60

### CANADIAN BOXED BEEF CUT-OUT VALUES

<b>Week Ending</b>	<b>AAA</b>	<b>AA</b>
June 28, 2019	2.7547	2.5757
June 21, 2019	2.8102	2.6950
June 14, 2019	2.8220	2.7033

### BEEF EXPORTS – CANADA

	<b>United States</b>	<b>Change from last year YTD</b>	<b>Mexico</b>	<b>Change from last year YTD</b>
	<i>Jan 1- May 31</i>		<i>Jan 1- May 31</i>	
Total	126,896 tonnes	+13% or +14,466 tonnes	5,680 tonnes	-10% or -626 tonnes

### LIVE CATTLE – CANADA

<b>IMPORTS</b>		<b>Import % change from 2018 YTD</b>	<b>EXPORTS</b>		<b>Export % change from 2018 YTD</b>
	<i>Jan 1- May 31</i>			<i>Jan 1- Jun 29, 2019</i>	
Pure bred	1,953	-28%	Slaughter steers & heifers & cows	244,708	+35%
Non-pure bred	76,729	+67%	Feeder cattle & calves	143,615	+8%
			Bulls	21,081	+4%

### BEEF PRODUCTION – CANADA

	<i>Jan 1 – July 6/19</i>	<i>Last Year Same Time</i>	<b>% Change</b>
Fed	522,126 tonnes	481,646 tonnes	+8%
Non-fed	95,505 tonnes	90,634 tonnes	+5%

### BEEF IMPORTS – CANADA

	<i>Jan 1 – July 6/19</i>	<i>Last Year Same Time</i>	<b>% Change</b>
United States	54,001 tonnes	64,566 tonnes	-16%
Non-CUSMA	20,975 tonnes	29,046 tonnes	-28%
EU-28 (beef/veal total)	2,442 tonnes	1,040 tonnes	+135%
Total	81,106 tonnes	98,847 tonnes	-18%

### CHICAGO MERCANTILE EXCHANGE

Closing quotes on futures today were as follows:

<b>Live Cattle</b>	<b>Feeder Cattle</b>	<b>Corn</b>	<b>Soybeans</b>	<b>Canadian \$</b>
<b>Aug</b> 108.47 +0.60	<b>Aug</b> 141.60 -1.02	<b>Jul</b> 4.494 +1.6	<b>Jul</b> 9.066 +10.4	<b>Spot</b> 76.73 +0.23
<b>Oct</b> 109.97 +0.65	<b>Sep</b> 142.55 -0.72	<b>Sep</b> 4.542 +10.0	<b>Aug</b> 9.132 +14.2	<b>Sep</b> 76.82 +0.22
<b>Dec</b> 114.22 +0.45	<b>Oct</b> 142.85 -0.57	<b>Dec</b> 4.592 +11.2	<b>Sep</b> 9.190 +14.0	<b>Dec</b> 76.90 +0.22
<b>Feb</b> 118.15 +0.25	<b>Nov</b> 142.62 -0.70	<b>Mar</b> 4.650 +10.4	<b>Nov</b> 9.314 +14.2	<b>Mar</b> 76.95 +0.22
<b>Apr</b> 120.12 +0.27	<b>Jan</b> 141.02 -0.87	<b>May</b> 4.666 +9.6	<b>Jan</b> 9.430 +14.2	<b>Jun</b> 76.98 +0.22
<b>Jun</b> 113.30 +0.25	<b>Mar</b> 139.87 -1.00	<b>Jul</b> 4.676 +9.0	<b>Mar</b> 9.520 +13.4	<b>Sep</b> 76.99 +0.22

Beef Farmers of Ontario, 130 Malcolm Road, Guelph, ON N1K 1B1 Phone: (519) 824-0334 Fax: (519) 824-9161 or email: [markets@ontariobeef.com](mailto:markets@ontariobeef.com)

## ***OBCFPP LICENCE CHANGES***

### **Licence Cancelled: Country Dealers - not renewing.**

Edward Hackbart, 2387 Hackbart Road, RR 3, Wesley, ON N0B 2T0  
Dawson's Livestock, RR 1, Athens, ON K0E 1B0

### **Comments for the week ending July 11, 2019**

Larger receipts of fed steers and heifers sold through auction markets this week at 530 head, up 317 from last week and 126 more than the same time last year. Fed steers traded from \$133.82-\$148.25 averaging \$143.20 up \$1.29 from last week and fully steady to this time last year. Fed heifers sold from \$128.94-\$147.05 averaging \$140.15 up \$2.30 from last week, and \$0.69 above this time last year. Auction markets reported a good active trade at steady to firm prices, with fancies bringing a premium.

The Ontario railgrade market was reported from \$240.00-\$244.00 dressed for both steers and heifers with prices holding for the entire week, however one packer had no bid this entire reporting period. This week's prices are averaging \$2.00 lower than last week and \$7.00 lower than this time last year. Delivery of the cattle sold this week, is from this week to the week of July 29<sup>th</sup>.

The Canadian Boxed Beef Report by Kevin Grier, notes last week's overview: "The U.S. and Canadian markets lost ground last week but the declines were modest. U.S. Select product was seasonally available in Canada and kept Canadian product on the defensive. With that noted, Canadian packers appeared to be in good shape last week and were not pushing product or caving on price. Buyers found it harder to get fill in or odds and ends." Kevin's market call for this week is lower: "Demand is showing signs of weakness. Production is large and will stay large for weeks while competing meats are still ample and pork will be pushed."

A few more cull/fed cows also sold through auction markets this week at 1,915 head, which is up 209 from last week but steady to the same time last year. Cows traded from \$61.99-\$90.23 averaging \$75.32 down \$0.39 from last week and \$7.27 stronger than this time last year. Auction markets reported active trading on a good demand at steady to stronger prices. The market ended the week at prices \$3.00-\$4.00 cwt higher.

Lighter receipts of stocker and feeder cattle sold through auctions this week at 1,757 head, down 164 from last week and 703 less than this time last year. Auction markets reported calves as trading actively with prices steady to strong. Heavier cattle started out actively with prices steady to higher, but by mid-week heavy feeders were under pressure. As the week progressed the heavy cattle were selling actively at prices \$5.00-\$7.00 cwt higher on a good demand. The market ended the week with active trade at steady to stronger prices. Actual average prices for this week saw steers 400-500 lbs down \$0.46 from last week on average, 500-600 lbs down \$1.25, 600-700 lbs up \$9.77, 700-800 lbs up \$5.07, \$800-900 lbs up \$16.19, 900-1000 lbs up \$11.01 and steers 1000 lbs and over were up \$10.26 from last week's weighted average prices. Heifers from 300-400 lbs were up \$9.27 from last week, 400-500 lbs up \$21.60, 500-600 lbs down \$11.24, 600-700 lbs down \$14.42, 700-800 lbs up \$4.30, 800-900 lbs down \$3.31 and heifers 900 lbs and over averaged \$2.22 higher than last week's weighted average price.

The Quebec electronic market this week ranged from \$236.00-\$237.50 dressed, down \$0.80 from the previous week on average.

Alberta direct trade on Wednesday, saw a light trade develop with prices steady to \$2.00 cwt higher than last week at \$242.00 delivered on a dressed basis. On Thursday, Canfax reports a light trade with dressed sales reported at \$244.00 delivered which is up \$4.00 from last week and \$2.00 stronger than Wednesday. On a picked up basis, Canfax reported live steers at \$143.25, with dressed steers from \$239.75-\$242.50 and heifers \$240.00-\$242.50 FOB. Canfax reports that "Cattle that were bought this week were being scheduled for the week of July 22 and 29 delivery"

The US cash cattle trade for the week ending July 4<sup>th</sup>, was steady to \$1.00 higher in the south and \$1.00-\$2.00 stronger in the north. Final results, posted by the USDA Mandatory Price Report, saw live sales ranged from \$107.00-\$116.00 with steers averaging \$111.24 up \$1.11, while heifers averaged \$110.82 up \$1.12. On the rail trade ranged from \$178.00-\$182.00 dressed, with steers averaging \$180.09 up \$1.07 while heifers averaged \$180.13 up \$1.69.

This week the market was very slow to start. Around 100 head sold in the south from \$110.00-\$113.00 live on Tuesday but not enough to establish any kind of trend. Tuesday saw bids in the north at \$178.00 dressed but sellers were not interested. Wednesday bids in the north improved to \$180.00 dressed, but did not get any cattle bought. The Fed Cattle Exchange on Wednesday had 423 head consigned but no bids were reported and all the cattle on offer were unsold. Thursday a light test developed in parts of the north with prices ranging from \$180.00-\$185.00 dressed, averaging \$183.00, \$3.00 cwt higher than last week. The USDA Mandatory Price report for Thursday listed live sales from \$115.00-\$117.25 delivered, averaging \$116.65. On a picked up basis, live sales ranged from \$112.50-\$117.00 averaging \$114.73, which is up \$2.00-\$4.00 from last week. Today, a light test is developing in parts of the north from \$182.00-\$183.00 dressed, mostly \$182.00, up \$2.00 from last week's weighted averages. A couple of live sales in the north are reported at \$114.00 live, up \$3.00 from last week's weighted average. In the south, a couple of bids have surfaced at \$109.00 live but sellers are not interested. Asking prices are reported as firm at \$113.00 live in the south and \$184.00 plus dressed. Packer interest is expected to improve as the day progresses.