



Weekly Market Information Report for the week ending Thursday July 18, 2019

The following information is collected from various sources and disseminated by Beef Farmers of Ontario.

ONTARIO DIRECT TO PACKER RAILGRADE CATTLE TRADE

Prices are on a carcass weight basis before grade and weight discounts. Weekly Range:

A Grade Steers 240.00-244.00 – with one packer not bidding this week.

A Grade Heifers 240.00-244.00 – with one packer not bidding this week.

ONTARIO LIVE CATTLE TRADE

Ontario auction sales this week saw weighted average price ranges for:

FED CATTLE	Volume	Price Range	Average	Top	Last Week Avg
Large Frame Steers +1250	115	131.15-149.84	143.36	158.50	144.17
Medium Frame Steers +1250	127	137.39-150.50	142.56	161.00	142.11
Large & Medium Frame Steers +1250	242	134.14-151.91	143.23	161.00	143.20
Large Frame Heifers +1000	97	134.80-146.69	142.41	161.50	138.98
Medium Frame Heifers +1000	171	135.33-146.10	141.61	165.50	140.75
Large & Medium Frame Heifers +1000	268	134.56-147.59	142.22	165.50	140.15
Fed steers, Dairy & Dairy Cross +1250	80	99.19-109.32	104.47	120.00	109.03
Fed heifers, Dairy & Dairy Cross +1000	108	71.90-102.56	87.97	138.50	90.21
Cows - All Weights	2,044	60.41-90.73	75.42	115.00	75.32
Bulls - All Weights	99	82.95-111.99	97.20	169.99	96.76

STOCKERS - Large and Medium Frame

STEERS	Volume	Price Range	Average	Top	Last Week Avg
1000+	547	153.62-168.94	160.75	174.00	161.48
900-999	223	169.09-181.20	174.91	185.00	171.63
800-899	158	164.81-187.13	177.41	195.50	176.50
700-799	161	165.29-190.97	179.29	216.00	178.70
600-699	143	156.76-217.51	192.72	241.00	198.67
500-599	93	181.46-224.05	207.44	254.00	194.74
400-499	77	172.76-239.63	212.25	270.00	181.41
-399	36	175.40-219.94	199.02	280.00	136.04

HEIFERS	Volume	Price Range	Average	Top	Last Week Avg
+900	296	138.82-154.79	148.51	169.00	143.33
800-899	75	149.21-158.56	153.44	163.00	144.90
700-799	80	139.97-159.69	152.46	168.00	144.02
600-699	104	137.64-174.78	158.84	191.00	144.14
500-599	83	130.84-177.47	156.74	207.50	150.00
400-499	49	149.17-189.02	168.98	212.50	161.41
300-399	28	142.37-179.66	160.30	205.00	146.59
-299	10	168.50-172.50	170.50	245.00	112.52

At Kawartha Lakes Community Sale Barn, July 13, 2019- 3 fed cattle, 147 cows, 6 bulls, 35 stockers, 69 veal

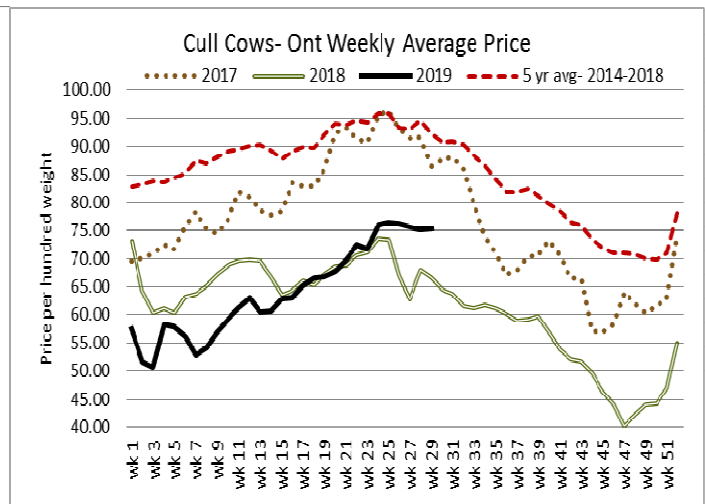
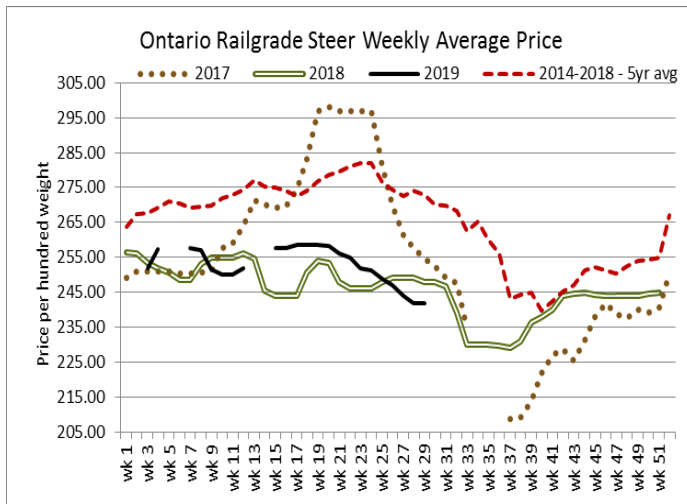
	Price Range	Avg.	Top
Cows	67.00-99.00	81.43	105.00
Bulls over 1600 lbs	87.00-114.00	97.76	114.00
Veal 600 lbs+	72.00-90.00	79.87	102.50
Veal 125 lbs and under	40.00-395.00	102.00	395.00

Denfield Livestock Exchange Inc., July 16, 2019: 181 Fed Cattle, 21 Veal, 1 Bull, 86 Cows, 3stockers

	Volume	Price Range	Average	Top
Large & Medium Frame Fed Steers +1250 lbs	48	139.50-161.00	147.22	161.00
Large & Medium Frame Fed Heifers +1000 lbs	122	140.00-149.50	145.10	165.50
Cows	86	62.50-96.00	79.60	108.00
Veal over 600 lbs	19	80.00-96.00	88.78	105.00

At Aylmer Stockyards Inc.: July 17, 2019- 45 Veal, 125 Cows, 63 Fed Cattle, 47 stockers, 7 bulls

	Price Range	Average	Top
Fed Steers, all large and medium frame 1250 lbs +	130.00-143.99	139.10	143.99
Fed heifers, Dairy and Dairy Cross +1000 lbs	64.00-104.00	88.90	104.00
Cows	50.00-101.49	77.20	101.49
Veal over 600 lbs	79.50-125.00	92.60.	125.00



ONTARIO STOCKER & FEEDER TRADE

Stocker sale at Brussels Livestock: July 12, 2019 – 895 Stockers

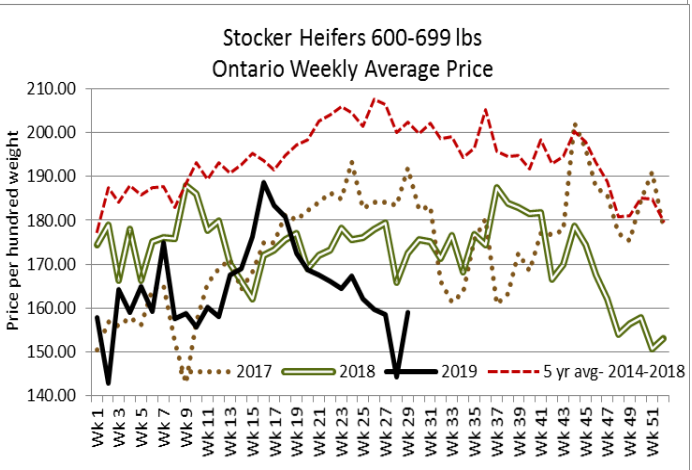
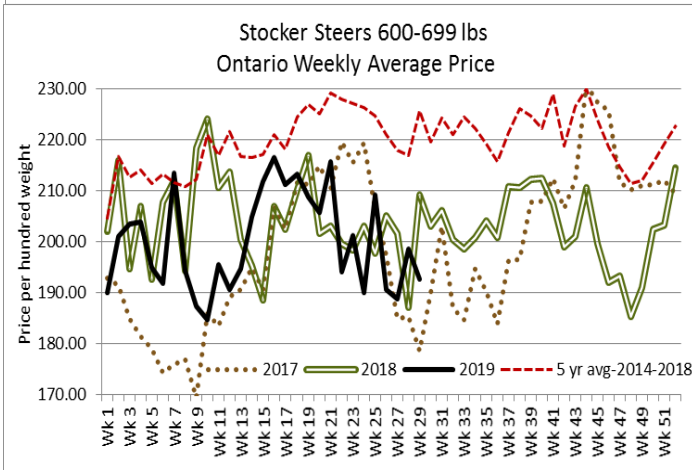
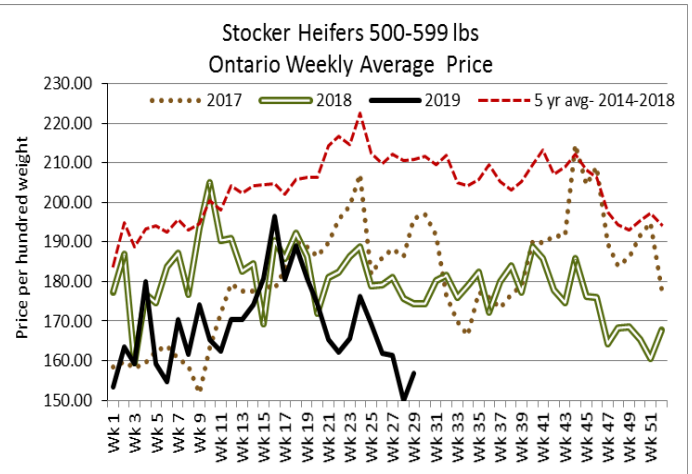
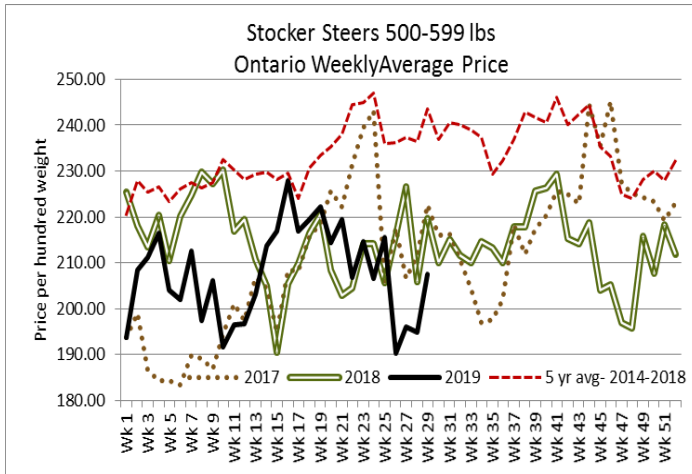
Steers	Price Range	Average	Top	Heifers	Price Range	Average	Top
1000+	151.00-167.00	160.04	173.00	900+	145.00-156.50	142.48	158.25
900-999	165.50-184.00	173.19	184.00	800-899	154.00-163.00	157.85	163.00
800-899	160.00-184.00	173.67	189.00	700-799	158.25-168.00	163.08	168.00
700-799	160.00-193.00	180.01	209.00	600-699	159.00-177.00	169.24	177.00
600-699	178.00-230.00	214.29	230.00	500-599	149.00-177.00	166.00	187.00
500-599	194.00-237.00	220.44	254.00	400-499	172.00-190.00	181.00	190.00
400-499	160.00-255.00	225.31	255.00	300-399	171.00-200.00	186.20	200.00
399-	210.00-272.00	257.00	272.00				

Stocker sale at: Community Livestock Exchange: July 16, 2019 – 67 Stockers

Steers	Price Range	Average	Top	Heifers	Price Range	Average	Top
1000+	-			400-499	144.99-194.99	168.99	194.99

Stocker sale at Keady Livestock Market, July 16, 2019- 211 stockers

Steers	Price Range	Average	Top	Heifers	Price Range	Average	Top
1000+	157.50-160.00	159.43	160.00		Not enough sold		
900-999	180.00-185.00	183.20	185.00		To report		
800-899	188.50-195.50	191.17	195.50				
700-799	200.00-202.50	201.72	202.50				



Stocker sale at **Ontario Livestock Exchange: July 17, 2019 – 392 Stockers**

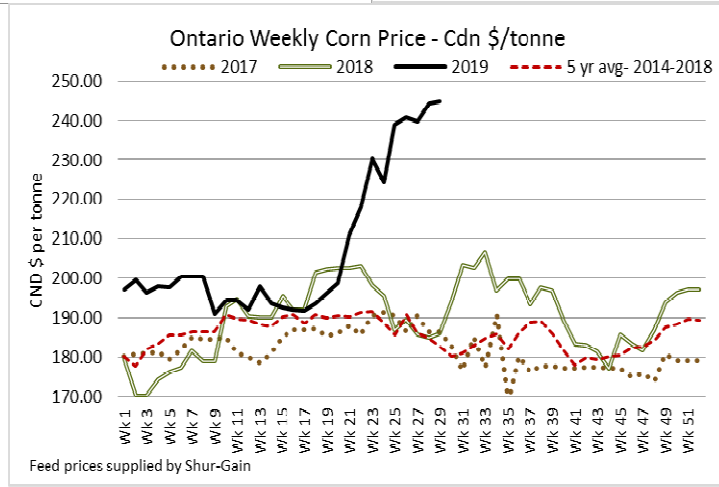
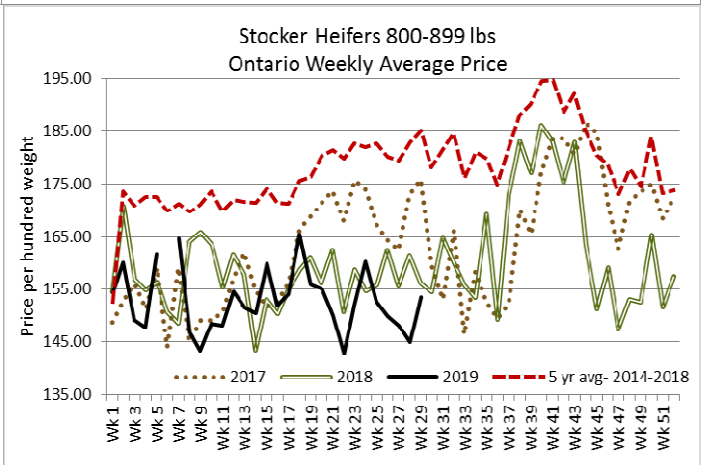
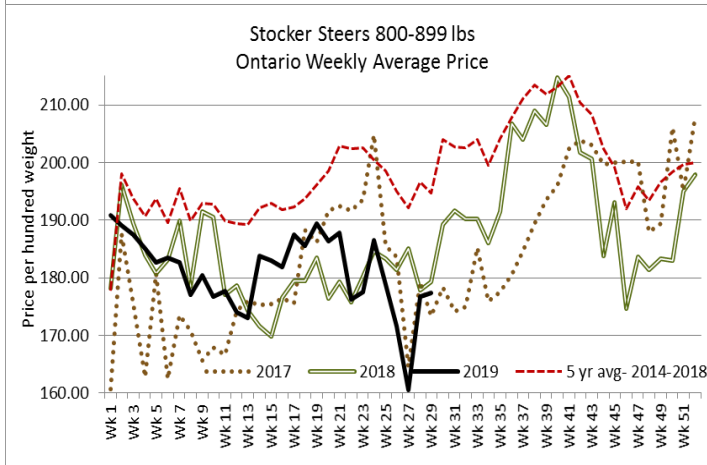
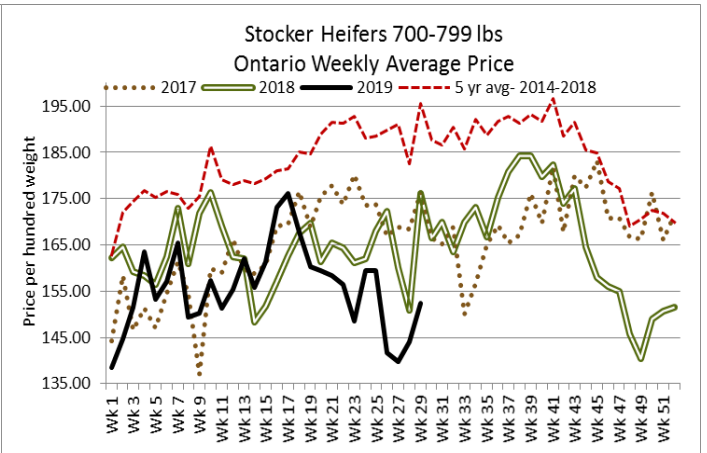
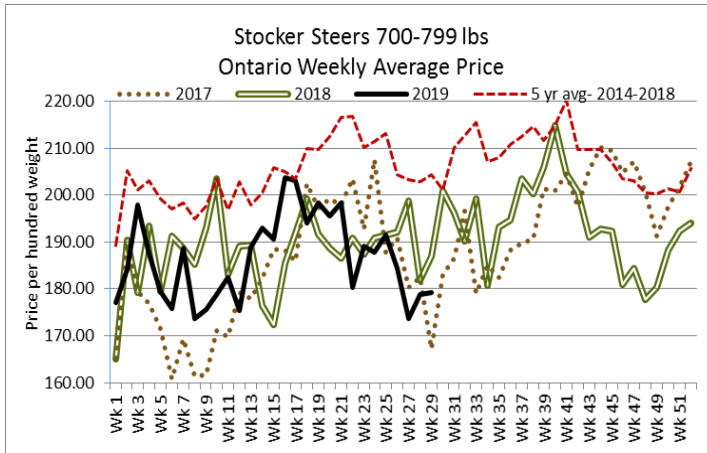
Steers	Price Range	Average	Top	Heifers	Price Range	Average	Top
1000+	156.50-174.00	163.67	174.00	900+	130.00-163.50	145.20	163.50
900-999	165.00-177.00	171.47	177.00				
800-899	168.00-186.00	179.63	186.00				
700-799	170.00-184.00	174.00	184.00				

Stocker sale at: **Ontario Livestock Exchange, July 18, 2019– 252 Stockers**

Steers	Price Range	Average	Top	Heifers	Price Range	Average	Top
1000+	129.00-149.00	137.54	149.00	900+	92.50-143.00	131.11	143.00
900-999	166.50-176.50	172.32	177.00	800-899	Not enough		
800-899	135.00-186.00	165.68	189.00	700-799	Not enough		
700-799	138.00-196.00	162.80	216.00	600-699	117.50-183.00	160.68	183.00
600-699	60.00-197.00	122.44	208.00	500-599	75.00-150.00	114.38	187.50
500-599	177.50-200.00	193.08	200.00				

Stocker sale at **Ontario Stockyards Inc., July 18, 2019– 233 Stockers**

Steers	Price Range	Average	Top	Heifers	Price Range	Average	Top
1000+	130.00-150.00	138.95	150.00	900+	140.00-169.00	154.24	169.00
900-999	146.00-160.00	152.98	160.00	800-899	136.00-140.00	139.06	140.00
800-899	134.00-169.00	148.44	177.00	700-799	149.00-160.00	154.78	160.00
700-799	171.00-201.00	186.92	201.00	600-699	137.00-185.00	163.53	191.00
600-699	179.00-241.00	216.77	241.00	500-599	157.50-207.50	182.38	207.50
500-599	175.00-241.00	218.11	241.00	400-499	166.00-212.50	190.39	212.50
400-499	187.50-242.50	211.93	267.00				
399-	205.00-215.00	210.75	235.00				



LIVE CATTLE EXPORTS-ONTARIO

	Week ending June 29, 2019	Week ending June 22, 2019	Year to Date
Total live slaughter cattle exported from Ontario to the U.S.	1,956	2,673	68,184
Steers & Heifers & Cows	1,676	2,316	60,583
Bulls	280	357	7,601

AVERAGE CARCASS WEIGHTS – CANADA

	Steers	Heifers
July 13, 2019	872	799
July 6, 2019	874	805
July 14, 2018	865	807

FEDERALLY INSPECTED CANADIAN PROCESSING

	Week Ending July 13, 2019	# of hd change from week ago	YTD	% Change (Week Ago)	% Change (Year Ago)
Grand Total	60,804	+1,462	1,658,726	+2%	+6%
Western Slaughter	47,709	-201	1,291,171	-0%	+6%
Eastern Slaughter	13,095	+1,663	367,555	+15%	+6%

USDA ESTIMATED CATTLE PROCESSING VOLUME

	Week Ending July 20, 2019	Previous Week	Year Ago
Grand Total	651,000	655,000	635,000

ALBERTA DIRECT TRADE

For the week ending July 18, 2019

Steers	Live FOB	144.50	Rail FOB	241.00-245.50
Heifers	Live FOB	N/T	Rail FOB	241.00-245.50

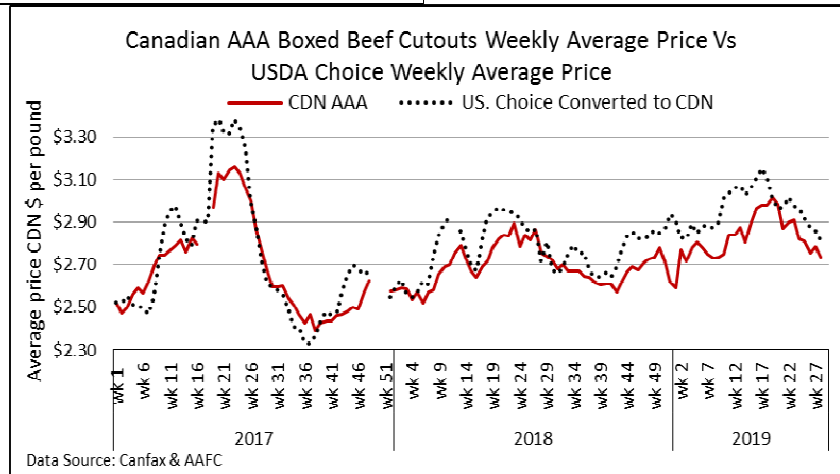
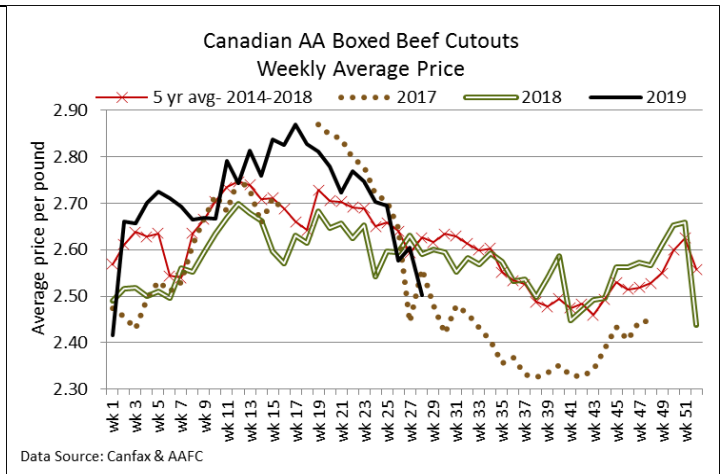
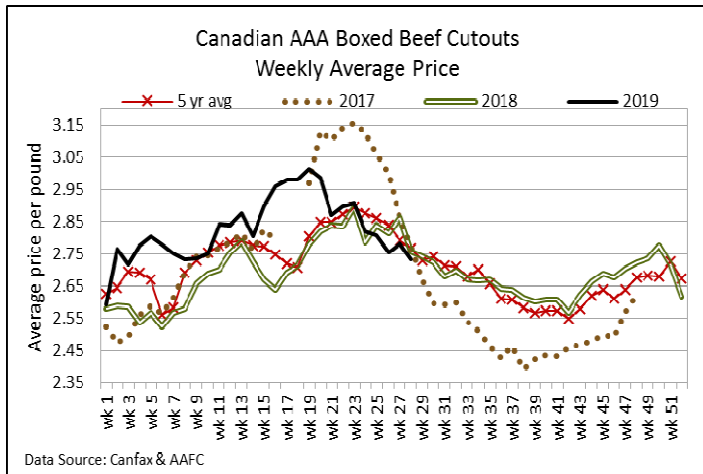
U.S. TRADE (U.S. funds)

For the week ending July 18, 2019

Choice and Select Steers and Heifers:	Live	110.00-116.50
	Rail	180.00-185.00

QUEBEC ELECTRONIC AUCTION MARKET (F.O.B. THE FEEDLOT)

	Price	Change from Last Week
For the week ending July 18, 2019	238.50-242.00	+3.95



U.S. BOXED BEEF CUT-OUT VALUES (U.S. funds)

	Choice 600-900	Select 600-900
Current Five Day Average:	212.98	188.98

CANADIAN BOXED BEEF CUT-OUT VALUES

Week Ending	AAA	AA
July 12, 2019	2.7341	2.5018
July 5, 2019	2.7547	2.6046
June 28, 2019	2.7547	2.5757
June 21, 2019	2.8102	2.6950

BEEF EXPORTS – CANADA

	United States	Change from last year YTD	Mexico	Change from last year YTD
	<i>Jan 1- May 31</i>		<i>Jan 1- May 31</i>	
Total	126,896 tonnes	+13% or +14,466 tonnes	5,680 tonnes	-10% or -626 tonnes

LIVE CATTLE – CANADA

IMPORTS		Import % change from 2018 YTD	EXPORTS		Export % change from 2018 YTD
<i>Jan 1- May 31</i>			<i>Jan 1- July 6, 2019</i>		
Pure bred	1,953	-28%	Slaughter steers & heifers & cows	250,988	+33%
Non-pure bred	76,729	+67%	Feeder cattle & calves	145,342	+8%
			Bulls	21,785	+3%

BEEF PRODUCTION – CANADA

	Jan 1 – July 13/19	Last Year Same Time	% Change
Fed	542,644 tonnes	502,121 tonnes	+8%
Non-fed	98,122 tonnes	93,541 tonnes	+5%

BEEF IMPORTS – CANADA

	Jan 1 – July 13/19	Last Year Same Time	% Change
United States	56,465 tonnes	67,127 tonnes	-16%
Non-CUSMA	22,233 tonnes	29,701 tonnes	-25%
EU-28 (beef/veal total)	2,892 tonnes	1,044 tonnes	+177%
Total	85,648 tonnes	102,329 tonnes	-16%

CHICAGO MERCANTILE EXCHANGE

Closing quotes on futures today were as follows:

Live Cattle	Feeder Cattle	Corn	Soybeans	Canadian \$
Aug 107.60 +0.20	Aug 139.97 +0.55	Sep 4.306 6.2	Aug 9.014 +20.2	Spot 76.55 -0.10
Oct 108.50 +0.25	Sep 139.80 +0.32	Dec 4.356 +6.0	Sep 9.072 +20.2	Sep 76.64 -0.10
Dec 113.17 +0.37	Oct 140.02 +0.30	Mar 4.440 +5.6	Nov 9.192 +20.2	Dec 76.71 -0.10
Feb 117.02 +0.65	Nov 140.22 +0.42	May 4.480 +5.6	Jan 9.316 +20.2	Mar 76.78 -0.10
Apr 118.77 +0.77	Jan 138.90 +0.45	Jul 4.512 +5.4	Mar 9.404 +19.2	Jun 76.81 -0.10
Jun 112.10 +0.67	Mar 137.90 +0.50	Sep 4.254 +3.6	May 9.486 +18.6	Sep 76.84 -0.09

Beef Farmers of Ontario, 130 Malcolm Road, Guelph, ON N1K 1B1 Phone: (519) 824-0334 Fax: (519) 824-9161 or email: markets@ontariobeef.com

OBCFPP LICENCE CHANGES

Now Licenced: Country Dealer

Gingerich Veal Transport, 5459 Wellington Road 87, Harriston, ON N0G 1Z0

Comments for the week ending July 18, 2019

There were 510 fed steers and heifers sold through auction markets this week down 20 from last week and 214 more than the same time last year. Fed steers sold from \$134.14-\$151.90 averaging \$143.23 up \$0.03 from last week and \$4.57 above year ago prices. The fed heifers ranged from \$134.56-\$147.59 averaging \$142.22 up \$2.07 from last week and \$3.00 stronger than last year at this time. Auction market reports started out with prices fully steady to \$2.00 higher on a strong active trade. By mid-week prices were steady according to the quality, but ended the week up \$2.00-\$3.00 cwt.

The Ontario railgrade market continued to trade steady to the previous week with steers and heifers both reported from \$240.00-\$244.00 dressed, with delivery this week out to the last week in July. One packer has remained with no bid for two and a half weeks. This week's average price of \$242.00 dressed is \$6.00 below last year at this time.

There were 2,044 fed/cull cows sold through auction markets this week, up 129 from last week but 291 less than this time last year. Cows sold from \$60.41-\$90.73 averaging \$75.42 up \$0.10 from last week and \$8.66 higher than this time last year. Auction market reports started out fully steady to \$3.00-\$4.00 cwt higher with the beef cows selling at a premium. By Wednesday, trade was active at strong prices, but by Thursday cows were trading slightly easier than the previous week's stronger market.

Slightly higher volumes of stocker and feeder cattle were on offer this week at auction markets at 2,163 head, which is up 406 from last week but 815 less than the same week last year. Auction markets reported calves as trading actively at steady to strong prices. Heavier cattle were reported as selling actively at steady to stronger prices, up to \$3.00-\$5.00 cwt higher in spots. The market ended the week at steady to strong prices on all weights and classes. Actual average prices this week for steers 400-500 lbs were up \$30.84 from last week's weighted average price, 500-600 lbs up \$12.70, 600-700 lbs down \$5.95, 700-800 lbs up \$0.59, 800-900 lbs up \$0.61, 900-1000 lbs up \$3.28 and steers 1000 lbs and over were \$0.73 lower than last week's average prices. Heifers from 300-400 lbs averaged \$13.71 stronger than last week, 400-500 lbs were up \$7.57, 500-600 lbs up \$6.74, 600-700 lbs up \$14.70, 700-800 lbs up \$8.44, 800-900 lbs up \$8.54 and heifers 900 lbs and over averaged \$5.18 higher than last week's weighted average prices.

The Quebec electronic market this week ranged from \$238.50-\$242.00 dressed, up \$3.95 from the previous week on average.

Alberta direct trade was light on Wednesday notes Canfax, with live sales at \$144.50 picked up which is up \$1.00 from last week. Canfax also reported dressed sales from \$244.00-\$245.00 delivered which is steady to \$1.00 higher than last week's trade. On Thursday, light trade continued with dressed sales up \$2.00 from last week at \$246.00 delivered, on a dressed basis. Canfax reports that: "Most of the cattle that traded this week would be picked up 2-3 weeks. Stronger prices and stronger basis levels week over week did encourage producers to market cattle." On a picked up basis, Canfax reported dressed deals from \$241.00-\$245.50 with steers averaging \$244.02 up \$3.35 on average, while heifers averaged \$245.04 up \$4.36 from last week on average.

The US cash cattle trade for the week ending July 11th, on Friday, was fairly active with dressed deals ranging from \$180.00-\$188.00, mostly \$182.00-\$183.00 which is up \$2.00-\$3.00 from the previous week. A few live sales in the north were from \$114.00-\$117.00 also up around \$2.00 from the week before and at a premium over the south. In the south late Friday afternoon a light to moderate trade was reported from \$111.00-\$112.00 live, also up \$2.00-\$3.00 from the week before. Overall for the week, the Mandatory Price Report lists live steers averaging \$113.38 up \$2.13 from the previous week, while live heifers averaged \$112.84 up \$2.02. On the rail steers averaged \$182.87 and heifers \$182.91 dressed, both averaging \$2.78 stronger than the previous week.

This week the market was at a standstill until Wednesday. At the Fed Cattle Exchange online auction there were 326 head on offer, in 3 lots with delivery in 1-9 or 1-17 days. Asking prices on all lots were at \$111.00 live and all three lots sold for \$111.00, which is around \$2.00 below last week's weighted average prices. On the cash market Wednesday, a light to moderate trade was noted in parts of the north and south, with business in the south trading at \$111.00 live, steady to \$1.00 lower than last week, while trade in the north ranged from \$183.00-\$185.00, mostly \$183.00 and \$113.00-\$115.00 live, which is steady to last week. Thursday a light trade was steady to Wednesday with live sales in the south at \$111.00, while trade in the north ranged from \$183.00-\$185.00 dressed and \$113.00-\$115.00 live. Today the market is fairly quiet with just a couple of bids at \$111.00 live in the south and \$113.00 live in the north, but no sales have been reported. At this point it appears the bulk of this week's trade has been completed.