



Weekly Market Information Report for the week ending Thursday July 25, 2019

The following information is collected from various sources and disseminated by Beef Farmers of Ontario.

ONTARIO DIRECT TO PACKER RAILGRADE CATTLE TRADE

Prices are on a carcass weight basis before grade and weight discounts. Weekly Range:

| | |
|-----------------|---------------|
| A Grade Steers | 240.00-244.00 |
| A Grade Heifers | 239.00-244.00 |

ONTARIO LIVE CATTLE TRADE

Ontario auction sales this week saw weighted average price ranges for:

| FED CATTLE | Volume | Price Range | Average | Top | Last Week Avg |
|--|--------|---------------|---------|--------|---------------|
| Large Frame Steers +1250 | 75 | 130.60-147.89 | 141.69 | 152.50 | 143.36 |
| Medium Frame Steers +1250 | 70 | 123.91-150.68 | 140.77 | 162.00 | 142.56 |
| Large & Medium Frame Steers +1250 | 145 | 130.58-150.58 | 142.88 | 162.00 | 143.23 |
| Large Frame Heifers +1000 | 101 | 129.26-148.01 | 141.98 | 160.00 | 142.41 |
| Medium Frame Heifers +1000 | 117 | 127.17-148.28 | 141.66 | 154.00 | 141.61 |
| Large & Medium Frame Heifers +1000 | 218 | 129.22-148.76 | 141.90 | 160.00 | 142.22 |
| Fed steers, Dairy & Dairy Cross +1250 | 74 | 95.05-108.89 | 103.10 | 123.00 | 104.47 |
| Fed heifers, Dairy & Dairy Cross +1000 | 76 | 82.51-98.30 | 91.19 | 110.00 | 87.97 |
| Cows - All Weights | 1,977 | 66.22-93.44 | 78.56 | 127.00 | 75.42 |
| Bulls - All Weights | 91 | 92.57-110.74 | 102.10 | 137.00 | 97.20 |

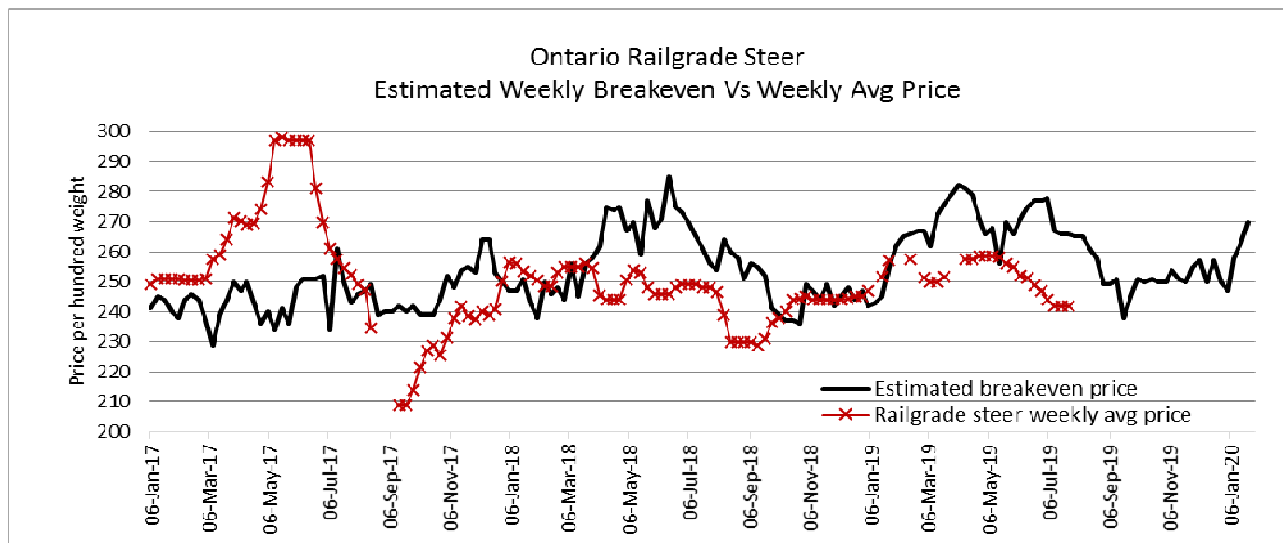
STOCKERS - Large and Medium Frame

| STEERS | Volume | Price Range | Average | Top | Last Week Avg |
|---------|--------|---------------|---------|--------|---------------|
| 1000+ | 770 | 157.87-181.84 | 166.84 | 186.00 | 160.75 |
| 900-999 | 143 | 170.24-187.51 | 180.61 | 194.00 | 174.91 |
| 800-899 | 168 | 176.98-196.54 | 190.44 | 203.00 | 177.41 |
| 700-799 | 141 | 160.73-204.06 | 183.80 | 224.00 | 179.29 |
| 600-699 | 132 | 173.17-216.22 | 193.03 | 250.00 | 192.72 |
| 500-599 | 123 | 151.49-232.25 | 201.83 | 257.50 | 207.44 |
| 400-499 | 79 | 182.71-246.28 | 212.76 | 271.00 | 212.25 |
| -399 | 52 | 141.85-223.30 | 181.48 | 284.09 | 199.02 |

| HEIFERS | Volume | Price Range | Average | Top | Last Week Avg |
|---------|--------|---------------|---------|--------|---------------|
| +900 | 370 | 142.70-160.13 | 152.39 | 175.00 | 148.51 |
| 800-899 | 106 | 155.83-166.36 | 161.58 | 181.00 | 153.44 |
| 700-799 | 104 | 160.91-178.11 | 170.61 | 186.00 | 152.46 |
| 600-699 | 88 | 140.65-173.40 | 158.14 | 200.00 | 158.84 |
| 500-599 | 94 | 148.25-188.14 | 165.68 | 205.00 | 156.74 |
| 400-499 | 61 | 173.86-195.25 | 184.60 | 220.00 | 168.98 |
| 300-399 | 20 | 174.42-216.30 | 197.72 | 255.00 | 160.30 |
| -299 | 10 | 172.50-196.50 | 184.50 | 245.00 | 170.50 |

At Kawartha Lakes Community Sale Barn, July 20, 2019- 3 fed cattle, 105 cows, 4 bulls, 34 stockers, 28 veal

| | Price Range | Avg. | Top |
|------------------------|--------------|-------|--------|
| Cows | 67.00-94.50 | 80.18 | 102.00 |
| Veal 600 lbs+ | 77.00-121.00 | 86.26 | 121.00 |
| Veal 125 lbs and under | 57.50-220.00 | 92.90 | 220.00 |



The information provided on this report is based on weighted averages for actual data collected. Input costs are a guideline only and will vary from producer to producer. BFO does not take any responsibility and accepts no legal liability arising from or connected to damages or losses experienced by producers when using this information. This is to be used at your own risk.

Denfield Livestock Exchange Inc., July 23, 2019: 166 Fed Cattle, 26 Veal, 1 Bull, 78 Cows, 1 stocker

| | Volume | Price Range | Average | Top |
|--|--------|---------------|---------|--------|
| Large & Medium Frame Fed Steers +1250 lbs | 47 | 143.50-150.75 | 148.41 | 162.00 |
| Large & Medium Frame Fed Heifers +1000 lbs | 73 | 131.75-151.75 | 145.95 | 154.00 |
| Cows | 78 | 62.00-89.50 | 77.14 | 104.50 |
| Veal over 600 lbs | 22 | 83.00-102.00 | 92.95 | 102.00 |

At Aylmer Stockyards Inc.: July 24, 2019- 36 Veal, 109 Cows, 25 Fed Cattle, 11 stockers

| | Price Range | Average | Top |
|--|--------------|---------|--------|
| Fed heifers, Dairy and Dairy Cross +1000 lbs | 79.50-104.49 | 94.09 | 104.49 |
| Cows | 53.00-92.00 | 78.70 | 92.00 |
| Veal over 600 lbs | 80.00-107.49 | 95.19 | 150.00 |

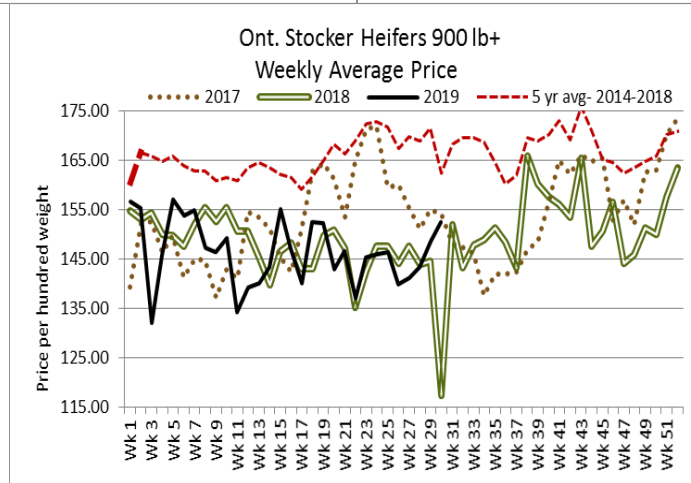
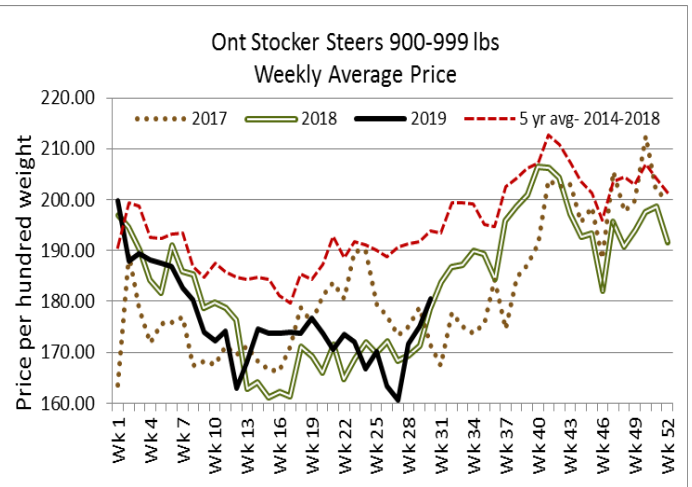
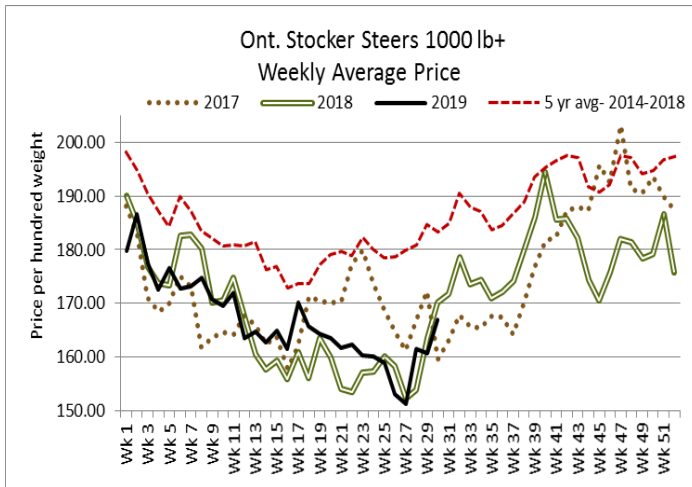
ONTARIO STOCKER & FEEDER TRADE

Stocker sale at **Brussels Livestock: July 19, 2019 – 806 Stockers**

| Steers | Price Range | Average | Top | Heifers | Price Range | Average | Top |
|---------|---------------|---------|--------|---------|---------------|---------|--------|
| 1000+ | 155.00-173.00 | 166.04 | 177.00 | 900+ | 143.00-161.00 | 152.84 | 167.25 |
| 900-999 | 165.00-183.50 | 176.33 | 183.50 | 800-899 | 160.00-172.00 | 166.88 | 172.00 |
| 800-899 | 192.00-197.00 | 194.25 | 197.00 | 700-799 | 170.25-179.00 | 173.75 | 181.00 |
| 700-799 | 183.00-206.00 | 191.00 | 212.00 | 600-699 | 168.00-189.50 | 175.42 | 190.00 |
| 600-699 | 188.00-217.00 | 197.52 | 236.00 | 500-599 | 165.00-205.00 | 181.50 | 205.00 |
| 500-599 | 187.00-228.00 | 210.15 | 243.00 | 400-499 | 188.00-208.00 | 198.83 | 208.00 |
| 400-499 | 214.00-269.00 | 244.86 | 269.00 | 300-399 | 165.00-190.00 | 176.00 | 202.00 |
| 399- | 190.00-269.00 | 251.00 | 269.00 | | | | |

Stocker sale at: **Community Livestock Exchange: July 23, 2019 – 76 Stockers**

| Steers | Price Range | Average | Top | Heifers | Price Range | Average | Top |
|---------|---------------|---------|--------|---------|-------------|---------|-----|
| 700-799 | 100.00-197.99 | 154.69 | 197.99 | 400-499 | | | |
| 600-699 | 147.50-202.49 | 171.70 | 202.49 | | | | |
| 400-499 | 187.00-252.99 | 213.30 | 252.99 | | | | |



Stocker sale at **Keady Livestock Market, July 23, 2019- 113** stockers

| Steers | Price Range | Average | Top | Heifers | Price Range | Average | Top |
|---------------|--------------------|----------------|------------|----------------|--------------------|----------------|------------|
| 1000+ | 157.65-163.50 | 160.50 | 163.50 | 900+ | 148.00-175.00 | 165.43 | 175.00 |

Stocker sale at **Ontario Livestock Exchange: July 24, 2019 – 707** Stockers

| Steers | Price Range | Average | Top | Heifers | Price Range | Average | Top |
|----------------|--------------------|----------------|------------|----------------|--------------------|----------------|------------|
| 1000+ | 160.00-186.00 | 168.39 | 186.00 | 900+ | 152.50-157.50 | 156.30 | 157.50 |
| 900-999 | 173.00-194.00 | 185.53 | 194.00 | | | | |
| 800-899 | 190.00-198.00 | 194.22 | 198.00 | | | | |
| 700-799 | 170.00-194.00 | 184.33 | 194.00 | | | | |

Stocker sale at: **Ontario Livestock Exchange, July 25, 2019– 244** Stockers

| Steers | Price Range | Average | Top | Heifers | Price Range | Average | Top |
|----------------|--------------------|----------------|------------|----------------|--------------------|----------------|------------|
| 800-899 | 150.00-195.00 | 180.36 | 195.00 | 600-699 | 120.00-150.00 | 137.50 | 178.00 |
| 700-799 | 142.00-224.00 | 188.75 | 224.00 | 500-599 | 160.00-192.50 | 168.75 | 197.50 |
| 600-699 | 162.50-210.00 | 193.69 | 210.00 | 400-499 | 190.00-220.00 | 205.71 | 220.00 |
| 500-599 | 77.50-250.00 | 198.00 | 250.00 | 300-399 | 202.00-255.00 | 232.92 | 255.00 |
| 400-499 | 130.00-265.00 | 184.64 | 265.00 | | | | |

Stocker sale at **Ontario Stockyards Inc., July 25, 2019– 461** Stockers

| Steers | Price Range | Average | Top | Heifers | Price Range | Average | Top |
|----------------|--------------------|----------------|------------|----------------|--------------------|----------------|------------|
| 1000+ | 139.50-174.00 | 162.97 | 174.00 | 900+ | 131.00-151.00 | 144.39 | 151.00 |
| 900-999 | 172.00-184.00 | 179.06 | 184.00 | 800-899 | 163.50-175.00 | 170.00 | 181.00 |
| 800-899 | 178.50-203.00 | 197.78 | 203.00 | 700-799 | 160.00-186.00 | 176.86 | 186.00 |
| 700-799 | 183.00-203.00 | 193.78 | 217.00 | 600-699 | 137.50-173.00 | 159.21 | 200.00 |
| 600-699 | 175.00-228.00 | 200.28 | 250.00 | 500-599 | 155.00-190.00 | 170.60 | 190.00 |
| 500-599 | 171.00-253.00 | 219.04 | 257.50 | 400-499 | 182.50-187.50 | 184.48 | 192.50 |
| 400-499 | 201.00-263.00 | 233.12 | 271.00 | 300-399 | 150.00-230.00 | 196.72 | 230.00 |
| 399- | 140.00-207.00 | 164.53 | 221.00 | | | | |

LIVE CATTLE EXPORTS-ONTARIO

| | Week ending July 6, 2019 | Week ending June 29, 2019 | Year to Date |
|--|---------------------------------|----------------------------------|---------------------|
| Total live slaughter cattle exported from Ontario to the U.S. | 1,791 | 1,956 | 70,047 |
| Steers & Heifers & Cows | 1,484 | 1,676 | 62,029 |
| Bulls | 337 | 280 | 8,018 |

AVERAGE CARCASS WEIGHTS – CANADA

| | Steers | Heifers |
|----------------------|---------------|----------------|
| July 20, 2019 | 885 | 813 |
| July 13, 2019 | 872 | 799 |
| July 21, 2018 | 872 | 804 |

FEDERALLY INSPECTED CANADIAN PROCESSING

| | Week Ending July 20, 2019 | # of hd change from week ago | YTD | % Change (Week Ago) | % Change (Year Ago) |
|--------------------------|----------------------------------|-------------------------------------|------------|----------------------------|----------------------------|
| Grand Total | 68,929 | +8,125 | 1,727,655 | +13% | +6% |
| Western Slaughter | 56,035 | +8,326 | 1,347,206 | +17% | +6% |
| Eastern Slaughter | 12,894 | -201 | 380,449 | -2% | +5% |

USDA ESTIMATED CATTLE PROCESSING VOLUME

| | Week Ending July 27, 2019 | Previous Week | Year Ago |
|--------------------|----------------------------------|----------------------|-----------------|
| Grand Total | 651,000 | 648,000 | 640,000 |

ALBERTA DIRECT TRADE

For the week ending July 25, 2019

| | | | | |
|----------------|-----------------|--------|-----------------|---------------|
| Steers | Live FOB | 145.50 | Rail FOB | 243.00-245.50 |
| Heifers | Live FOB | N/T | Rail FOB | 244.00-245.50 |

U.S. TRADE (U.S. funds)

For the week ending July 25, 2019

| | | |
|--|------|--|
| Choice and Select Steers and Heifers: | Live | Couple- \$114.00-\$117.00- not enough to establish a market. |
| | Rail | Couple- \$182.00-\$185.00- not enough to establish a market. |

QUEBEC ELECTRONIC AUCTION MARKET (F.O.B. THE FEEDLOT)

| | Price | Change from Last Week |
|-----------------------------------|---------------|------------------------------|
| For the week ending July 25, 2019 | 237.00-240.00 | -1.99 |

U.S. BOXED BEEF CUT-OUT VALUES (U.S. funds)

| | | |
|----------------------------------|---------------------------|---------------------------|
| | Choice 600-900 | Select 600-900 |
| Current Five Day Average: | 213.34 | 189.48 |

CANADIAN BOXED BEEF CUT-OUT VALUES

| | | |
|--------------------|------------|-----------|
| Week Ending | AAA | AA |
| July 12, 2019 | 2.7341 | 2.5018 |
| July 5, 2019 | 2.7547 | 2.6046 |
| June 28, 2019 | 2.7547 | 2.5757 |

BEEF EXPORTS – CANADA

| | | | | |
|--------------|----------------------|----------------------------------|----------------------|----------------------------------|
| | United States | Change from last year YTD | Mexico | Change from last year YTD |
| | <i>Jan 1- May 31</i> | | <i>Jan 1- May 31</i> | |
| Total | 126,896 tonnes | +13% or +14,466 tonnes | 5,680 tonnes | -10% or -626 tonnes |

LIVE CATTLE – CANADA

| | | | | | |
|----------------------|--|-----------------------------|--|---------|------|
| IMPORTS | Import % change from 2018 YTD | EXPORTS | Export % change from 2018 YTD | | |
| <i>Jan 1- May 31</i> | | <i>Jan 1- July 13, 2019</i> | | | |
| Pure bred | 1,953 | -28% | Slaughter steers & heifers & cows | 258,783 | +32% |
| Non-pure bred | 76,729 | +67% | Feeder cattle & calves | 148,616 | +9% |
| | | | Bulls | 22,599 | +2% |

BEEF PRODUCTION – CANADA

| | | | |
|---------|---------------------------|----------------------------|-----------------|
| | Jan 1 – July 20/19 | Last Year Same Time | % Change |
| Fed | 565,990 tonnes | 521,155 tonnes | +9% |
| Non-fed | 101,321 tonnes | 96,343 tonnes | +5% |

BEEF IMPORTS – CANADA

| | | | |
|-------------------------|---------------------------|----------------------------|-----------------|
| | Jan 1 – July 20/19 | Last Year Same Time | % Change |
| United States | 58,613 tonnes | 69,564 tonnes | -16% |
| Non-CUSMA | 22,425 tonnes | 30,100 tonnes | -25% |
| EU-28 (beef/veal total) | 2,914 tonnes | 1,074 tonnes | +171% |
| Total | 88,142 tonnes | 105,397 tonnes | -16% |

CHICAGO MERCANTILE EXCHANGE

Closing quotes on futures today were as follows:

| | | | | |
|-------------------------|-------------------------|-----------------------|-----------------------|-------------------------|
| Live Cattle | Feeder Cattle | Corn | Soybeans | Canadian \$ |
| Aug 108.65 +0.00 | Aug 143.72 +0.92 | Sep 4.144 -4.0 | Aug 8.832 +0.6 | Spot 75.91 -0.05 |
| Oct 109.90 +0.00 | Sep 144.10 +0.87 | Dec 4.244 -3.0 | Sep 8.886 +1.0 | Sep 75.99 -0.05 |
| Dec 114.30 -0.05 | Oct 143.57 +0.30 | Mar 4.344 -2.6 | Nov 9.010 +1.2 | Dec 76.08 -0.05 |
| Feb 118.02 +0.05 | Nov 143.30 +0.17 | May 4.386 -2.6 | Jan 9.142 +1.0 | Mar 76.17 -0.04 |
| Apr 119.77 +0.12 | Jan 141.60 +0.25 | Jul 4.422 -2.4 | Mar 9.256 +1.2 | Jun 76.22 -0.04 |
| Jun 113.05 +0.12 | Mar 140.37 +0.37 | Sep 4.210 -1.0 | May 9.356 +1.2 | Sep 76.26 -0.03 |

Beef Farmers of Ontario, 130 Malcolm Road, Guelph, ON N1K 1B1 Phone: (519) 824-0334 Fax: (519) 824-9161 or email: markets@ontariobeef.com

OBCFPP LICENCE CHANGES

No Longer licenced: Country Dealer

Pittsburgh Farms, 901769 Ontario Inc. 1974 Woodburn Road, RR 1, Joyceville, ON KOH 1Y0

Mr. Henry Van Derbyl, 21030 County Road 21, RR 1, Alexandria, ON K0C 1A0

Mr. Robert Campbell, 620 Glen Ashton Road, RR 3, Ashton, ON K0A 1B0

K & E Farms, 7121 Hwy 124, Dunchurch, ON P0A 1G0

Paul Villeneuve, 9117-0654 Quebec Inc, 498 Prairie-Grillee, St. Apollinaire, QC, G0S 2E0

Holstock, 89615 Howick Minto Townline, Harriston, ON NOG 1Z0

Beretta Farms Cattle LP. 80 Galaxy Blvd, Unit 5, Etobicoke, ON M9W 4C3

Jonathan Lalonde, 1001 Chemin Des Rapides, Val-Des-Monts, QC J8N 6M5

No Longer licenced: Abattoir

Johnson Meats, RR 4, Aylmer, ON N5H 2R3

Comments for the week ending July 25, 2019

Lighter receipts of fed steers and heifers sold through auction markets this week at 363 head, down 147 from last week and 33 less than this time last year. Fed steers ranged from \$130.58-\$150.58 averaging \$142.88 down \$0.35 from last week and \$2.19 higher than year ago prices. Fed heifers traded from \$129.22-\$148.76 averaging \$141.90 down \$0.32 from last week and \$5.73 stronger than year ago prices. Auction markets reported an active trade on good demand with steady prices. By Wednesday trade was reported at prices \$2.00 cwt higher on a light offering. The market ended the week on a steady trade.

Ontario railgrade prices reported for this week saw steers from \$240.00-\$244.00 dressed for the entire week, which is fully steady. Heifers sold from \$239.00-\$244.00 dressed, holding at this price for the week. All packers were buying this week with delivery anywhere from this week to the week of August 12th. This week's prices average \$6.00 lower than last year at this time.

The boxed beef report by Kevin Grier notes the overview for last week's trade as: "The U.S. and Canadian cutout lost a few dollars last week as the weekly declines continue unabated since April. Last week the big picture was simply tepid mid-summer demand in Canada combined with large kills in both Canada and the United States. The entire cutout was pressured although AAA middles in Canada were mostly firm."

1,977 fed/cull cows sold through auction markets this week, down 67 head from last week and 413 less than the same week last year. Cows traded from \$66.22-\$93.44 averaging \$78.56, up \$3.14 from last week and \$14.13 stronger than year ago prices. Auction markets reported a good demand with active trading and prices steady to stronger.

There were 298 more stocker and feeder cattle sold through auction markets this week at 2,461 head, which is also 247 more than the same time last year. Auction markets reported strong active trading with prices steady to stronger on all weights and classes. The market ended the week with active trade and prices steady to higher. Actual average prices for this week saw steers 400-500 lbs up \$0.51 from last week on average, 500-600 lbs were down \$5.61, 600-700 lbs up \$0.31, 700-800 lbs up \$4.51, 800-900 lbs up \$13.03, 900-1000 lbs up \$5.70 and steers 1000 lbs and over were up \$6.09 from last week's weighted average prices. Heifers were strong with 300-400 lbs trading \$37.42 higher on average, 400-500 lb heifers up \$15.62, 500-600 lbs up \$8.94, 600-700 lbs down \$0.70, 700-800 lbs up \$18.15, 800-900 lbs up \$8.14 and heifers 900 lbs and over averaged \$3.88 stronger than last week's weighted average prices.

The Quebec electronic market this week ranged from \$237.00-\$240.00 dressed, down \$1.99 from the previous week on average.

Alberta direct trade, reported by Canfax, was active with dressed prices from \$245.00-\$248.00 delivered on a dressed basis, which is steady to \$1.00 lower than last week, with prices slightly easier from Wednesday to Thursday. Live sales were noted at \$145.50 picked up, which is up \$1.00 from last week on average. On the rail Canfax reported sales from \$243.00-\$245.50 on a picked up basis, with steers averaging \$244.41 up \$0.39 from last week while heifers averaged \$244.63 down \$0.41. Canfax reports: "Packers did get quite a few cattle bought and this week's showlist has been cleaned up. Cash to futures basis levels did weaken but still remain stronger than the five-year historical average. Cattle that were bought this week would be lifted in 2-4 weeks."

The US cash cattle trade for the week ending July 19th, was steady in the north and \$1.00 easier in the south. Final results posted by the USDA Mandatory Price Report listed total sales for the week from \$110.00-\$119.00 live, with steers averaging \$113.02 down \$0.35, while heifers averaged \$112.28 down \$0.56. On the rail steers and heifers sold from \$180.00-\$185.00 dressed, with steers averaging \$183.00 up \$0.13, while heifers averaged \$182.80 down \$0.11.

This week a couple of sales in the north were noted at \$185.00 dressed on Monday, but not nearly enough to establish a market. Since that time, the market has been at a standstill with bids on Wednesday at \$109.00 live in the south and parts of the north, however sellers showed no interest. At the Fed Cattle Exchange online auction on Wednesday there were 378 head on offer, in 4 lots with delivery in 1-9 days. All 4 lots were from the south, asking \$112.00 live. No bids were reported, leaving all cattle unsold. Thursday bids surfaced in the north at \$109.00-\$111.00 live and \$180.00-\$182.00 dressed which is below last week's market, but a light test was reported by the Mandatory Price report from \$114.00-\$117.25 live, delivered, and \$183.00-\$185.00 dressed. Today the market is at a standoff with asking prices holding firm at \$113.00-\$114.00 live in the south and \$186.00-\$187.00 dressed in the north. Bids are sitting at \$111.00 live in the south which is steady to last week's trade but below asking prices. In the north bids are sitting at \$109.00-\$111.00 live, down \$3.00-\$5.00 from last week's northern sales, and \$180.00-\$183.00 dressed, which is steady to \$3.00 below last week. At this point it appears business is going to be delayed until late this afternoon or into the early evening.