



Weekly Market Information Report for the week ending Thursday August 1, 2019

The following information is collected from various sources and disseminated by Beef Farmers of Ontario.

ONTARIO DIRECT TO PACKER RAILGRADE CATTLE TRADE

Prices are on a carcass weight basis before grade and weight discounts. Weekly Range:

A Grade Steers	237.00-240.00
A Grade Heifers	237.00-240.00

ONTARIO LIVE CATTLE TRADE

Ontario auction sales this week saw weighted average price ranges for:

FED CATTLE	Volume	Price Range	Average	Top	Last Week Avg
Large Frame Steers +1250	105	125.91-150.35	141.69	164.00	141.69
Medium Frame Steers +1250	66	125.95-149.98	137.52	162.00	140.77
Large & Medium Frame Steers +1250	171	126.20-152.59	140.85	164.00	142.88
Large Frame Heifers +1000	85	129.39-149.94	141.97	177.00	141.98
Medium Frame Heifers +1000	143	129.38-147.44	139.68	166.00	141.66
Large & Medium Frame Heifers +1000	228	130.51-149.75	140.87	177.00	141.90
Fed steers, Dairy & Dairy Cross +1250	34	99.00-109.76	104.91	117.00	103.10
Fed heifers, Dairy & Dairy Cross +1000	93	85.00-98.76	91.56	107.00	91.19
Cows - All Weights	2,085	61.81-93.18	77.23	125.00	78.56
Bulls - All Weights	111	84.64-116.27	100.94	155.00	102.10

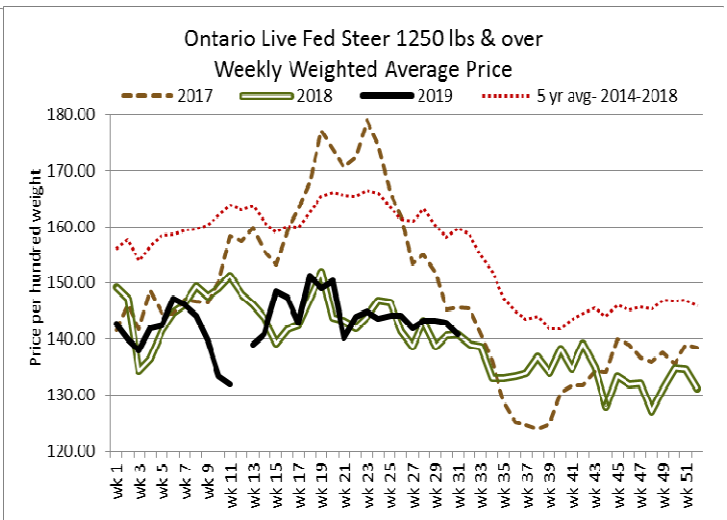
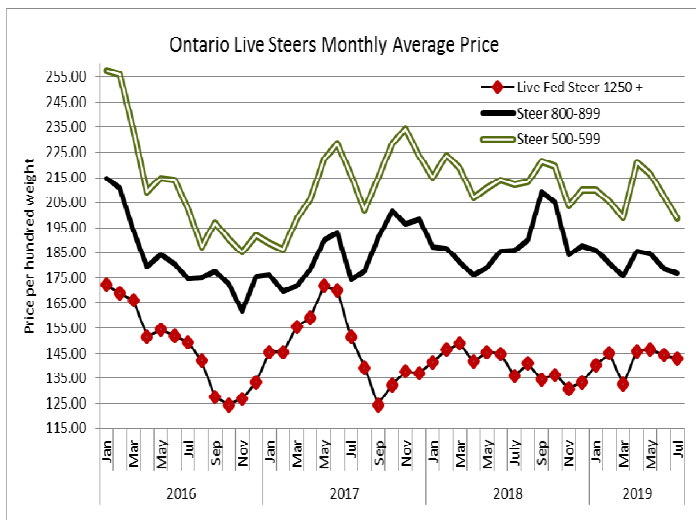
STOCKERS - Large and Medium Frame

STEERS	Volume	Price Range	Average	Top	Last Week Avg
1000+	580	160.34-183.02	169.75	188.25	166.84
900-999	253	171.23-186.31	179.94	194.00	180.61
800-899	148	170.64-190.87	182.12	203.50	190.44
700-799	110	167.76-204.69	191.30	217.00	183.80
600-699	142	186.66-227.03	209.31	242.00	193.03
500-599	109	174.34-237.34	213.39	270.00	201.83
400-499	48	195.08-232.02	213.57	258.00	212.76
-399	34	90.50-189.62	131.54	265.00	181.48

HEIFERS	Volume	Price Range	Average	Top	Last Week Avg
+900	270	137.83-156.93	147.75	170.00	152.39
800-899	140	156.99-170.05	162.84	177.00	161.58
700-799	67	144.98-167.22	159.27	180.50	170.61
600-699	125	154.41-181.96	168.51	195.00	158.14
500-599	118	151.22-181.51	168.84	209.00	165.68
400-499	46	152.85-192.30	172.07	242.50	184.60
300-399	17	130.44-173.38	148.56	215.00	197.72
-299	3	Not enough sold to report			184.50

At Kawartha Lakes Community Sale Barn, July 27, 2019- 145 cows, 9 bulls, 26 stockers, 65 veal

	Price Range	Avg.	Top
Cows	74.00-100.50	85.54	125.00
Bulls under 1600 lbs	93.00-132.00	107.99	132.00
Bulls over 1600 lbs	60.00-116.50	102.53	116.50
Veal 600 lbs+	85.50-100.00	92.01	132.00
Veal 125 lbs and under	30.00-190.00	83.79	190.00



Denfield Livestock Exchange Inc., July 30, 2019: 193 Fed Cattle, 43 Veal, 5 Bulls, 68 Cows, 10 stockers

	Volume	Price Range	Average	Top
Large & Medium Frame Fed Steers +1250 lbs	79	136.75-158.00	146.17	162.00
Large & Medium Frame Fed Heifers +1000 lbs	95	137.00-155.50	145.11	177.00
Cows	68	63.00-88.00	75.33	99.00
Veal over 600 lbs	34	95.00-103.00	99.25	111.00

At Aylmer Stockyards Inc.: July 31, 2019- 62 Veal, 149 Cows, 14 Fed Cattle, 26 stockers, 6 bulls

	Price Range	Average	Top
Fed heifers, Dairy and Dairy Cross +1000 lbs	79.00-102.00	92.20	102.00
Cows	51.00-99.49	81.59	99.49
Veal over 600 lbs	73.99-133.00	98.19	133.00

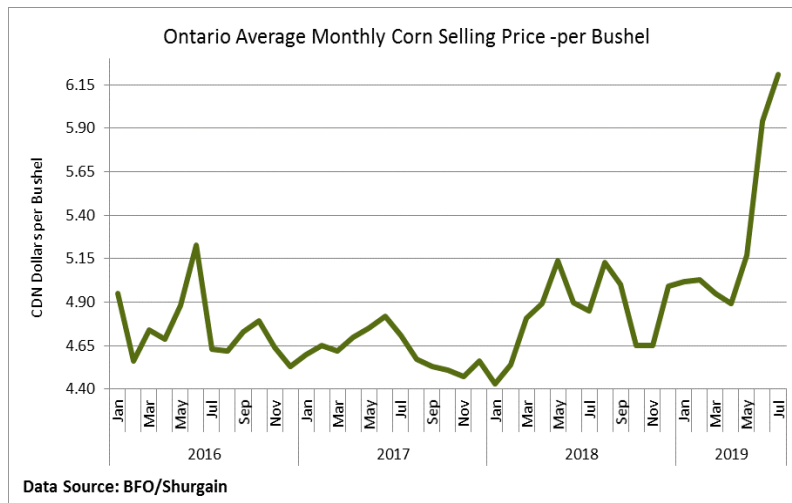
ONTARIO STOCKER & FEEDER TRADE

Stocker sale at **Brussels Livestock: July 26, 2019 – 874 Stockers**

Steers	Price Range	Average	Top	Heifers	Price Range	Average	Top
1000+	160.00-172.00	165.47	182.00	900+	144.00-160.75	153.45	167.00
900-999	176.75-190.50	183.91	194.00	800-899	160.00-174.50	166.16	175.50
800-899	178.00-195.00	189.33	203.50	700-799	163.00-169.00	165.61	169.00
700-799	181.00-205.00	195.47	217.00	600-699	150.00-185.50	168.51	185.50
600-699	180.00-224.00	205.28	224.00	500-599	154.00-181.00	166.89	209.00
500-599	202.00-244.00	222.39	265.00	400-499	189.00-205.00	196.91	205.00
400-499	165.00-230.00	197.00	230.00	300-399	150.00-200.00	166.75	200.00
399-	175.00-265.00	210.83	265.00				

Stocker sale at: **Community Livestock Exchange: July 30, 2019 – 110 Stockers**

Steers	Price Range	Average	Top	Heifers	Price Range	Average	Top
600-699	170.99-227.00	211.50	227.00	500-599	128.00-187.99	174.59	187.99
500-599	127.49-229.99	205.29	229.99	400-499	152.00-197.99	184.20	197.99
400-499	229.99-245.00	235.89	245.00				



Stocker sale at **Keady Livestock Market, July 30, 2019- 118** stockers

Steers	Price Range	Average	Top	Heifers	Price Range	Average	Top
1000+	165.50-188.25	181.01	188.25	900+	161.00-170.00	164.43	170.00
900-999	185.00-191.75	188.16	191.75				
800-899	175.00-189.00	180.79	189.00				
600-699	202.50-221.00	213.60	221.00				

Stocker sale at **Ontario Livestock Exchange: July 31, 2019 – 555** Stockers

Steers	Price Range	Average	Top	Heifers	Price Range	Average	Top
1000+	162.00-186.50	171.64	186.50	900+	155.00-163.00	160.33	163.00
900-999	172.50-186.00	181.54	186.00				
800-899	185.00-189.00	185.33	189.00				

Stocker sale at: **Ontario Livestock Exchange, August 1, 2019– 205** Stockers

Steers	Price Range	Average	Top	Heifers	Price Range	Average	Top
800-899	147.00-192.50	178.19	192.50	900+	80.00-135.00	112.88	152.00
600-699	165.00-200.00	185.17	200.00	800-899	119.00-143.00	134.86	143.00
				600-699	147.50-182.50	160.71	182.50
				500-599	157.50-165.00	162.50	165.00

Stocker sale at **Ontario Stockyards Inc., August 1, 2019– 323** Stockers

Steers	Price Range	Average	Top	Heifers	Price Range	Average	Top
1000+	110.00-163.00	140.44	163.00	900+	100.00-115.00	104.81	164.00
900-999	140.00-172.00	157.30	182.00	800-899	177.00-25 hd	177.00	177.00
800-899	144.00-186.00	159.80	186.00	700-799	115.00-180.50	165.75	180.50
700-799	170.00-214.00	202.60	214.00	600-699	170.00-184.00	18.18	195.00
600-699	211.00-242.00	224.04	242.00	500-599	154.00-182.50	167.15	190.00
500-599	185.00-240.00	215.34	270.00	400-499	130.00-180.00	153.13	197.50
400-499	195.00-245.00	223.86	250.00	300-399	127.50-180.00	146.45	190.00
399-	100.00-190.00	122.66	245.00				

LIVE CATTLE EXPORTS-ONTARIO

	Week ending July 13, 2019	Week ending July 6, 2019	Year to Date
Total live slaughter cattle exported from Ontario to the U.S.	1,989	1,791	72,036
Steers & Heifers & Cows	1,706	1,484	63,735
Bulls	283	337	8,301

AVERAGE CARCASS WEIGHTS – CANADA

	Steers	Heifers
July 27, 2019	881	817
July 20, 2019	885	813
July 28, 2018	877	796

FEDERALLY INSPECTED CANADIAN PROCESSING

	<i>Week Ending July 27, 2019</i>	<i># of hd change from week ago</i>	<i>YTD</i>	<i>% Change (Week Ago)</i>	<i>% Change (Year Ago)</i>
Grand Total	61,664	-7,265	1,789,319	-11%	+6%
Western Slaughter	48,337	-7,698	1,395,543	-14%	+6%
Eastern Slaughter	13,327	+433	393,776	+3%	+5%

USDA ESTIMATED CATTLE PROCESSING VOLUME

	<i>Week Ending August 3, 2019</i>	<i>Previous Week</i>	<i>Year Ago</i>
Grand Total	626,000	654,000	624,000

ALBERTA DIRECT TRADE

For the week ending August 1, 2019

Steers	Live FOB	N/T	Rail FOB	243.00-245.25
Heifers	Live FOB	N/T	Rail FOB	243.00-245.50

U.S. TRADE (U.S. funds)

For the week ending August 1, 2019

Choice and Select Steers and Heifers:	Live	110.00-117.00
	Rail	180.00-185.00

QUEBEC ELECTRONIC AUCTION MARKET (F.O.B. THE FEEDLOT)

	Price	Change from Last Week
For the week ending August 1, 2019	238.00-239.50	+0.30

U.S. BOXED BEEF CUT-OUT VALUES (U.S. funds)

	Choice 600-900	Select 600-900
Current Five Day Average:	213.45	189.65

CANADIAN BOXED BEEF CUT-OUT VALUES

Week Ending	AAA	AA
July 19, 2019	2.6827	2.4655
July 12, 2019	2.7341	2.5018
July 5, 2019	2.7547	2.6046

BEEF EXPORTS – CANADA

	United States	Change from last year YTD	Mexico	Change from last year YTD
	<i>Jan 1- May 31</i>		<i>Jan 1- May 31</i>	
Total	126,896 tonnes	+13% or +14,466 tonnes	5,680 tonnes	-10% or -626 tonnes

LIVE CATTLE – CANADA

IMPORTS	<i>Import % change from 2018 YTD</i>	EXPORTS	<i>Export % change from 2018 YTD</i>		
<i>Jan 1- May 31</i>		<i>Jan 1- July 20, 2019</i>			
Pure bred	1,953	-28%	Slaughter steers & heifers & cows	265,605	+30%
Non-pure bred	76,729	+67%	Feeder cattle & calves	150,469	+9%
			Bulls	23,282	+2%

BEEF PRODUCTION – CANADA

	<i>Jan 1 – July 27/19</i>	<i>Last Year Same Time</i>	<i>% Change</i>
Fed	587,065 tonnes	542,465 tonnes	+8%
Non-fed	103,987 tonnes	99,425 tonnes	+5%

BEEF IMPORTS – CANADA

	<i>Jan 1 – July 27/19</i>	<i>Last Year Same Time</i>	<i>% Change</i>
United States	59,920 tonnes	72,232 tonnes	-17%
Non-CUSMA	22,593 tonnes	30,789 tonnes	-27%
EU-28 (beef/veal total)	2,939 tonnes	1,192 tonnes	+147%
Total	89,730 tonnes	109,007 tonnes	-18%

CHICAGO MERCANTILE EXCHANGE

Closing quotes on futures today were as follows:

Live Cattle		Feeder Cattle		Corn		Soybeans		Canadian \$	
Aug	107.65 -0.22	Aug	139.62 -1.60	Sep	3.994 +6.6	Aug	8.502 +3.2	Spot	75.69 +0.14
Oct	107.82 -0.90	Sep	138.22 -3.30	Dec	4.094 +7.0	Sep	8.556 +3.0	Sep	75.75 +0.12
Dec	111.77 -1.07	Oct	137.97 -3.55	Mar	4.204 +7.2	Nov	8.684 +3.2	Dec	75.83 +0.12
Feb	115.45 -1.25	Nov	138.42 -3.25	May	4.264 +6.6	Jan	8.820 +3.2	Mar	75.89 +0.13
Apr	117.17 -1.27	Jan	137.07 -2.75	Jul	4.306 +6.2	Mar	8.942 +2.4	Jun	75.92 +0.14
Jun	110.50 -1.15	Mar	136.40 -2.25	Sep	4.166 +4.2	May	9.056 +2.2	Sep	75.94 +0.14

Beef Farmers of Ontario, 130 Malcolm Road, Guelph, ON N1K 1B1 Phone: (519) 824-0334 Fax: (519) 824-9161 or email: markets@ontariobeef.com

Comments for the week ending August 1, 2019

There were 399 fed steers and heifers sold through auction markets this week, up 36 head from last week and 139 more than this time last year. Fed steers ranged from \$126.20-\$152.59 averaging \$140.85 down \$2.03 from last week on average and fully steady to last year at this time. Fed heifers ranged from \$130.51-\$149.75 averaging \$140.87 down \$1.03 from last week, but \$5.54 higher than last year at this time. Auction market reports started out on an active trade, with prices fully steady to slightly higher, with quality considered. As the week progressed, a light run sold actively at steady prices, with trade ending the week holding steady.

The Ontario railgrade market was easier this week, however all packers were buying. Steers started the week lower at \$240.00 dressed and held steady until Wednesday where prices dropped to \$237.00-\$240.00 dressed, with the lower end for delivery later in the month. Heifers followed the same trend beginning the reporting period at \$239.00-\$240.00 dressed, holding steady until Wednesday where prices declined to \$237.00-\$240.00 dressed. This week's prices are down \$2.25-\$2.50 from last week and \$7.25 below last year at this time.

The boxed beef report by Kevin Grier notes the overview for last week's trade as: "The cutout was mostly steady to higher in the U.S. Demand was seasonally sluggish in Canada as is normal for this time of year. Quick shop or spot market interest was minimal. Canadian packers did not fight the market and kept product moving from their sizable production runs. A weaker exchange rate provided modest pricing support."

Slightly larger volumes of cull/fed cows sold through auction markets this week at 2,085 head, up 108 from last week and 53 more than this time last year. Cows sold from \$61.81-\$93.18 averaging \$77.23 down \$1.33 from last week and \$13.48 higher than last year at this time. Auction markets reported active trading with prices fully steady to stronger, up \$1.00-\$2.00 cwt in spots. The market ended the week at steady prices.

2,210 stocker and feeder cattle sold through auction markets this week, down 251 head from last week and 1,185 less than the same time last year. Auction markets reported calves as selling actively with prices steady to stronger. Yearlings/heavy feeders started out strong at prices \$2.00-\$3.00 higher on Friday, then \$5.00-\$7.00 higher by Tuesday. By mid-week trade was reported as holding steady on the heavier cattle and ended the steady. Actual average prices this week for steers 400-500 lbs were up \$0.81 from last week, 500-600 lbs up \$11.56, 600-700 lbs up \$16.28, 700-800 lbs up \$7.50, 800-900 lbs down \$8.32, 900-1000 lbs down \$0.67 and steers 1000 lbs and over averaged \$2.91 higher than last week. Heifers from 400-500 lbs were down \$12.53 from last week on average, 500-600 lbs up \$3.16, 600-700 lbs up \$10.37, 700-800 lbs down \$11.34, 800-900 lbs up \$1.26 and heifers 900 lbs and over averaged \$4.64 below last week's weighted average prices.

The Quebec electronic market this week ranged from \$238.00-\$239.25 dressed, up \$0.30 from the previous week on average.

Alberta direct trade was light on Wednesday with sales reported by Canfax at \$246.00 delivered, on a dressed basis which is steady to last week's sales. On Thursday, Canfax noted prices from \$246.00-\$247.00 delivered on a dressed basis which is steady to \$1.00 higher than Wednesday and fully steady to last week. Canfax reported sales on a picked up basis from \$243.00-\$245.50 dressed, which is fully steady to last week. Canfax reported most of the sales this week are for delivery the week of August 19th.

The US cash cattle trade for the week ending July 26th, did not get going until late Friday afternoon. Business in the south ranged from \$111.00-\$112.00 live which is steady to \$1.00 higher than the previous week. In the north trade was reported from \$114.00-\$117.00 live, steady to \$1.00 higher, while deals on a dressed basis ranged from \$181.00-\$185.00, majority \$183.00-\$185.00 which is steady to \$2.00 above the previous week's average. The USDA Mandatory Price report listed average prices in the U.S. last week at \$113.68 live for steers, up \$0.66, while heifers averaged \$113.36 up \$1.08. On the rail steers averaged \$183.37 up \$0.37 with heifers averaging \$182.94 up \$0.14 from the week before on average.

This week the US cash cattle trade was light to moderate on Wednesday with sales in the south at \$111.00 live, down \$1.00. Business in the north ranged from \$114.00-\$116.00 live which is steady, while on the rail trade ranged from \$180.00-\$185.00 dressed, mostly \$183.00-\$185.00 which is steady, with delayed delivery on the higher end of the range. A few deals on Thursday were steady to Wednesday at \$111.00 live in the south and \$183.00-\$185.00 dressed in the north. Today, a light trade has developed in the south at \$111.00 live, steady to the week and \$1.00 below last week, while a few deals in the north are steady at \$114.50 live. Bids in the north are sitting at \$182.00-\$183.00 dressed but no sales are reported.