



## Weekly Market Information Report for the week ending Thursday August 8, 2019

The following information is collected from various sources and disseminated by Beef Farmers of Ontario.

### ONTARIO DIRECT TO PACKER RAILGRADE CATTLE TRADE

Prices are on a carcass weight basis before grade and weight discounts. Weekly Range:

A Grade Steers	237.00-240.00
A Grade Heifers	237.00-240.00

### ONTARIO LIVE CATTLE TRADE

Ontario auction sales this week saw weighted average price ranges for:

FED CATTLE	Volume	Price Range	Average	Top	Last Week Avg
Large Frame Steers +1250	58	124.42-145.94	133.52	159.00	141.69
Medium Frame Steers +1250	100	127.37-147.37	138.24	155.00	137.52
Large & Medium Frame Steers +1250	158	128.15-147.46	139.50	159.00	140.85
Large Frame Heifers +1000	31	118.39-141.81	130.68	159.50	141.97
Medium Frame Heifers +1000	142	122.17-144.67	137.43	152.00	139.68
Large & Medium Frame Heifers +1000	173	119.76-145.73	137.11	159.50	140.87
Fed steers, Dairy & Dairy Cross +1250	60	102.51-110.46	106.22	118.00	104.91
Fed heifers, Dairy & Dairy Cross +1000	57	83.94-102.74	92.27	115.00	91.56
Cows - All Weights	2,042	63.68-92.96	77.19	115.00	77.23
Bulls - All Weights	127	90.68-118.69	104.14	151.00	100.94

### STOCKERS - Large and Medium Frame

STEERS	Volume	Price Range	Average	Top	Last Week Avg
1000+	524	166.40-181.33	174.87	190.00	169.75
900-999	356	174.18-189.28	182.80	194.75	179.94
800-899	133	167.70-197.95	188.96	210.00	182.12
700-799	135	175.55-205.05	191.13	219.00	191.30
600-699	118	171.49-221.74	198.02	236.00	209.31
500-599	132	165.84-239.05	201.67	274.00	213.39
400-499	55	162.14-246.98	210.80	266.00	213.57
-399	21	150.90-231.67	189.53	257.50	131.54

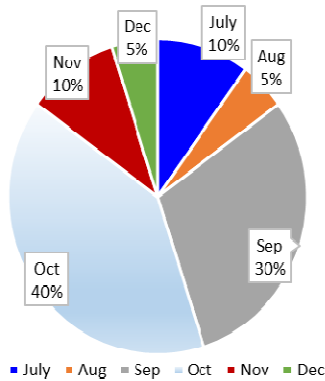
  

HEIFERS	Volume	Price Range	Average	Top	Last Week Avg
+900	268	142.84-163.99	153.65	169.00	147.75
800-899	113	151.83-166.80	160.31	179.50	162.84
700-799	133	156.85-178.01	169.60	200.50	159.27
600-699	131	149.16-186.06	175.25	204.00	168.51
500-599	89	143.12-185.45	172.28	201.00	168.84
400-499	36	152.81-185.14	174.07	206.00	172.07
300-399	17	137.88-183.47	159.08	217.49	148.56
-299	12	Not enough sold	N/T	N/T	N/T

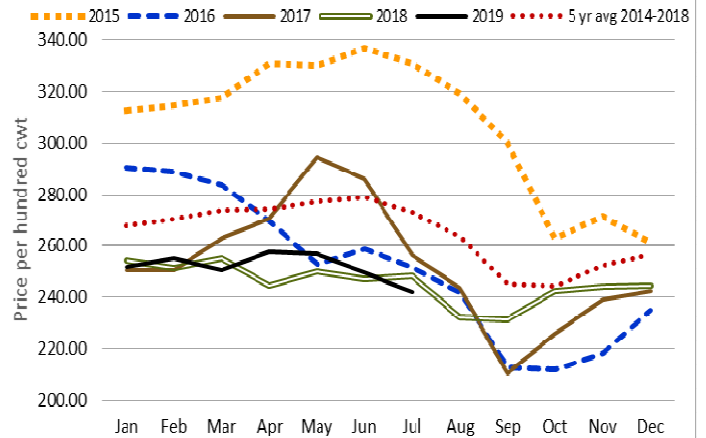
At Kawartha Lakes Co-op Auction Market: August 3, 2019 – 119 cows, 4 bulls, 95 veal, 9 stockers, 5 fed cattle

	Price Range	Average	Top
Cows	71.00-99.00	80.42	104.50
Veal 600 lbs +	87.00-114.00	96.26	125.00
Veal calves 125- lbs	46.67-125.00	75.10	125.00

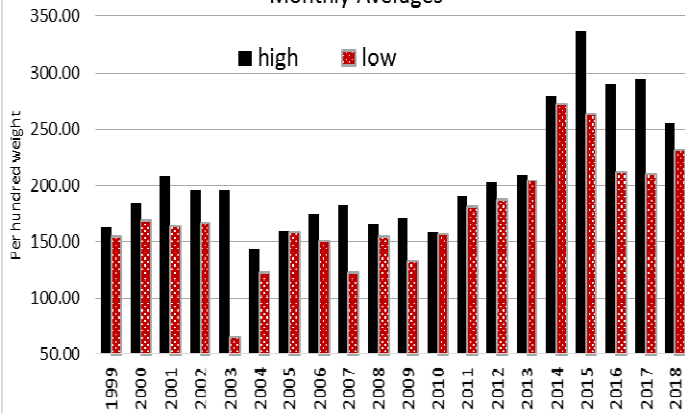
Ontario Railgrade Steers - Monthly Basis - Fall Low  
20 years (1999-2018)



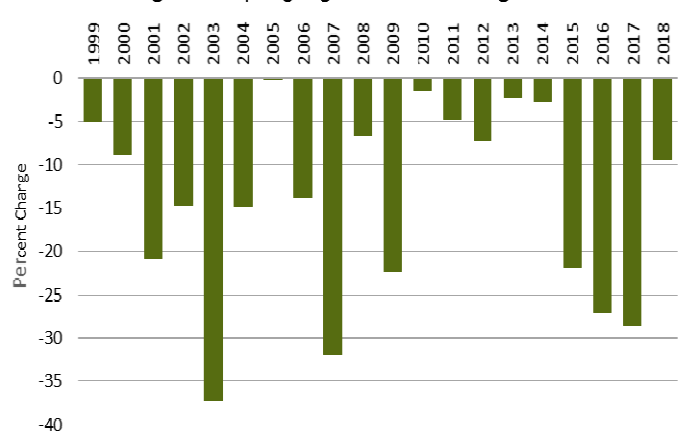
Ontario Railgrade Steers- Monthly Average Prices



Ontario Railgrade Steers- Spring High & Fall Low-  
Monthly Averages



% Change From Spring High To Fall Low- Railgrade Steers



**Denfield Livestock Exchange Inc., August 6, 2019**

	Volume	Price Range	Average	Top
Large & Medium Frame Fed Steers +1250 lbs	42	132.00-146.00	140.62	151.75
Large & Medium Frame Fed Heifers +1000 lbs	97	130.25-147.50	142.01	159.50
Cows	76	64.00-91.50	77.66	109.50
Veal over 600 lbs	23	90.00-107.00	100.11	107.50

**At Aylmer Stockyards Inc.: August 7, 2019- 55 Veal, 135 Cows, 38 Fed Cattle, 37 stockers, 2 bulls**

	Price Range	Average	Top
Fed heifers, large & medium frame 1000+ lbs	81.00-132.49	118.79	132.49
Fed heifers, Dairy and Dairy Cross +1000 lbs	76.50-98.49	88.60	98.49
Cows	55.00-100.49	77.00	100.49
Veal over 600 lbs	80.00-130.00	102.69	130.00

**ONTARIO STOCKER & FEEDER TRADE**

Stocker sale at **Brussels Livestock: August 2, 2019 – 835 Stockers**

Steers	Price Range	Average	Top	Heifers	Price Range	Average	Top
1000+	155.00-168.00	164.32	176.00	900+	151.00-168.75	159.19	169.00
900-999	169.00-188.00	179.44	192.00	800-899	161.50-168.25	164.77	171.00
800-899	184.00-205.00	198.84	205.00	700-799	160.00-174.00	167.54	181.00
700-799	202.00-215.25	210.42	219.00	600-699	151.00-190.50	180.12	190.50
600-699	165.00-220.00	189.19	236.00	500-599	170.50-185.00	176.95	201.00
500-599	200.00-246.00	218.72	246.00	400-499	199.00-204.00	200.86	206.00
400-499	212.00-248.00	228.70	248.00				

Stocker sale at: **Community Livestock Exchange: August 6, 2019 – 239** Stockers

<b>Steers</b>	<b>Price Range</b>	<b>Average</b>	<b>Top</b>	<b>Heifers</b>	<b>Price Range</b>	<b>Average</b>	<b>Top</b>
<b>700-799</b>	180.00-210.00	203.29	210.00	<b>700-799</b>	123.99-176.00	155.89	176.00
<b>600-699</b>	139.99-229.00	199.59	229.00	<b>600-699</b>	130.00-193.50	175.69	193.50
<b>500-599</b>	180.00-245.50	225.99	245.50	<b>500-599</b>	119.99-192.99	176.20	192.99
				<b>400-499</b>	147.50-202.49	191.59	202.49

Stocker sale at **Keady Livestock Market, August 6, 2019- 118** stockers

<b>Steers</b>	<b>Price Range</b>	<b>Average</b>	<b>Top</b>	<b>Heifers</b>	<b>Price Range</b>	<b>Average</b>	<b>Top</b>
<b>1000+</b>	181.75-184.00	182.77	184.00	<b>900+</b>	Not enough sold		
<b>900-999</b>	188.00-194.75	191.75	194.75				
<b>800-899</b>	179.00-210.00	192.29	210.00				
<b>600-699</b>	221.01-227.00	223.01	227.00				

Stocker sale at: **Renfrew Pontiac Livestock: August 6, 2019 – 80** Stockers

<b>Steers</b>	<b>Price Range</b>	<b>Average</b>	<b>Top</b>	<b>Heifers</b>	<b>Price Range</b>	<b>Average</b>	<b>Top</b>
<b>800-899</b>	112.50-189.50	164.59	189.50	<b>600-699</b>	137.50-179.00	166.99	179.00
<b>600-699</b>	137.50-227.00	182.89	227.00				
<b>500-599</b>	164.99-210.99	183.29	210.99				
<b>400-499</b>	191.99-235.00	216.90	235.00				

Stocker sale at **Ontario Livestock Exchange: August 7, 2019 – 411** Stockers

<b>Steers</b>	<b>Price Range</b>	<b>Average</b>	<b>Top</b>	<b>Heifers</b>	<b>Price Range</b>	<b>Average</b>	<b>Top</b>
<b>1000+</b>	174.00-190.00	182.17	190.00	<b>900+</b>	157.00-167.50	166.88	167.50
<b>900-999</b>	175.50-188.00	185.43	188.00	<b>800-899</b>	164.50-179.50	173.67	179.50
<b>800-899</b>	182.50-196.50	191.41	196.50	<b>700-799</b>	177.50-180.00	179.50	180.00
<b>700-799</b>	187.00-205.00	199.00	205.00				

Stocker sale at: **Ontario Livestock Exchange, August 8, 2019– 269** Stockers

<b>Steers</b>	<b>Price Range</b>	<b>Average</b>	<b>Top</b>	<b>Heifers</b>	<b>Price Range</b>	<b>Average</b>	<b>Top</b>
<b>900-999</b>	130.00-184.00	155.08	184.00	<b>600-699</b>	147.50-172.50	163.13	172.50
<b>800-899</b>	141.00-197.00	184.05	197.00				
<b>700-799</b>	140.00-207.50	179.61	207.50				
<b>600-699</b>	177.50-205.00	190.50	205.00				
<b>500-599</b>	40.00-195.00	108.75	220.00				
<b>399-</b>	117.50-231.00	172.75	231.00				

Stocker sale at **Ontario Stockyards Inc., August 8, 2019– 256** Stockers

<b>Steers</b>	<b>Price Range</b>	<b>Average</b>	<b>Top</b>	<b>Heifers</b>	<b>Price Range</b>	<b>Average</b>	<b>Top</b>
<b>1000+</b>	141.00-177.00	159.04	177.00	<b>900+</b>	122.50-155.00	147.65	160.00
<b>900-999</b>	157.00-192.50	176.95	192.50	<b>800-899</b>	125.00-175.00	162.56	175.00
<b>800-899</b>	182.50-201.25	195.84	207.50	<b>700-799</b>	170.00-194.00	184.94	194.00
<b>700-799</b>	180.00-219.00	191.00	219.00	<b>600-699</b>	158.00-189.00	178.48	189.00
<b>600-699</b>	165.00-236.00	201.20	236.00	<b>500-599</b>	120.00-194.00	176.93	201.00
<b>500-599</b>	207.50-274.00	230.81	274.00	<b>400-499</b>	165.00-167.00	187.78	197.00
<b>400-499</b>	85.00-264.00	186.85	264.00	<b>300-399</b>	150.00-177.50	170.97	177.50
<b>399-</b>	184.00-257.50	217.11	257.50				

Stocker sale at: **Ottawa Livestock Exchange, August 8, 2019– 70** Stockers

<b>Steers</b>	<b>Price Range</b>	<b>Average</b>	<b>Top</b>	<b>Heifers</b>	<b>Price Range</b>	<b>Average</b>	<b>Top</b>
<b>700-799</b>	176.00-197.74	191.46	197.74	<b>600-699</b>	112.00-176.00	151.00	176.00
<b>600-699</b>	180.00-210.00	193.60	210.00				
<b>500-599</b>	166.00-256.00	220.50	256.00				
<b>400-499</b>	237.00-266.00	252.50	266.00				

**LIVE CATTLE EXPORTS-ONTARIO**

	<i>Week ending July 13, 2019</i>	<i>Week ending July 6, 2019</i>	<i>Year to Date</i>
<b>Total</b> live slaughter cattle exported from Ontario to the U.S.	<b>1,989</b>	<b>1,791</b>	<b>72,036</b>
<b>Steers &amp; Heifers &amp; Cows</b>	<b>1,706</b>	<b>1,484</b>	<b>63,735</b>
<b>Bulls</b>	<b>283</b>	<b>337</b>	<b>8,301</b>

**AVERAGE CARCASS WEIGHTS – CANADA**

	<i>Steers</i>	<i>Heifers</i>
<b>Aug 3, 2019</b>	896	807
<b>July 27, 2019</b>	881	817
<b>Aug 4, 2018</b>	883	815

**FEDERALLY INSPECTED CANADIAN PROCESSING**

	<i>Week Ending Aug 3, 2019</i>	<i># of hd change from week ago</i>	<i>YTD</i>	<i>% Change (Week Ago)</i>	<i>% Change (Year Ago)</i>
<b>Grand Total</b>	61,618	-46	1,850,937	-0%	+6%
<b>Western Slaughter</b>	48,284	-53	407,110	-0%	+6%
<b>Eastern Slaughter</b>	13,334	+7	393,776	+0%	+5%

**USDA ESTIMATED CATTLE PROCESSING VOLUME**

	<i>Week Ending August 10, 2019</i>	<i>Previous Week</i>	<i>Year Ago</i>
<b>Grand Total</b>	645,000	626,000	647,000

**ALBERTA DIRECT TRADE**

For the week ending August 8, 2019

<b>Steers</b>	Live <b>FOB</b>	145.75	Rail <b>FOB</b>	241.75-245.00
<b>Heifers</b>	Live <b>FOB</b>	N/T	Rail <b>FOB</b>	242.00-245.00

**U.S. TRADE (U.S. funds)**

For the week ending August 8, 2019

<b>Choice and Select Steers and Heifers:</b>	Live	111.00-117.00
	Rail	175.00-185.00

**QUEBEC ELECTRONIC AUCTION MARKET (F.O.B. THE FEEDLOT)**

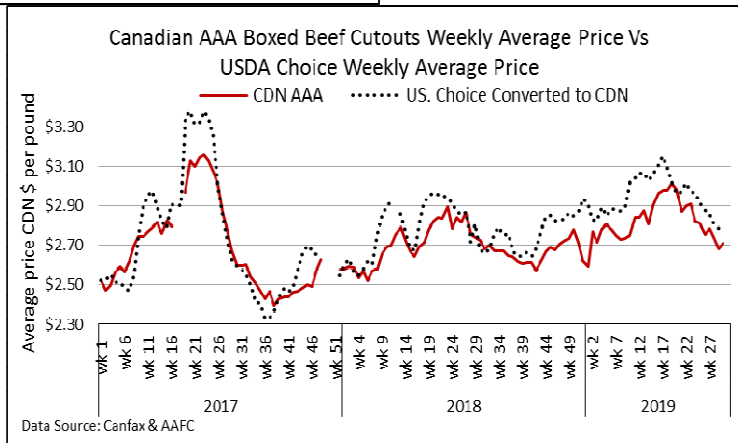
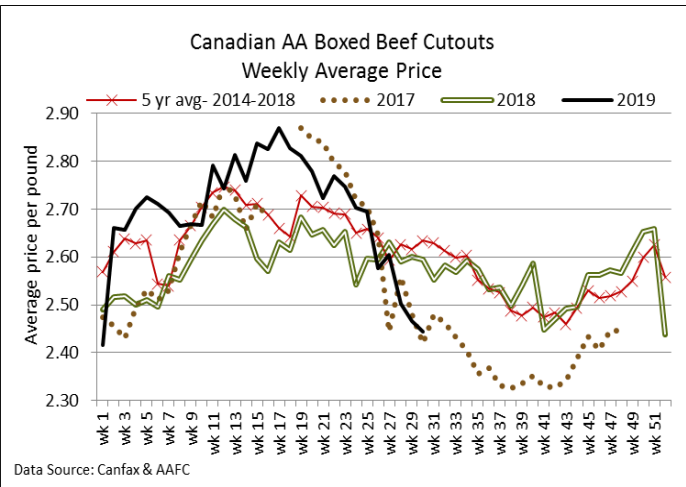
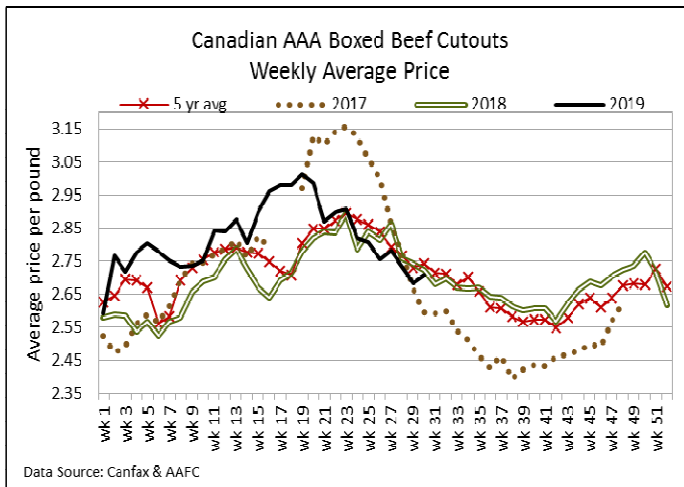
	<i>Price</i>	<i>Change from Last Week</i>
For the week ending August 8, 2019	238.00-239.50	-0.56

**U.S. BOXED BEEF CUT-OUT VALUES (U.S. funds)**

	<i>Choice 600-900</i>	<i>Select 600-900</i>
<b>Current Five Day Average:</b>	215.71	192.01

**CANADIAN BOXED BEEF CUT-OUT VALUES**

<i>Week Ending</i>	<i>AAA</i>	<i>AA</i>
July 26, 2019	2.7085	2.4442
July 19, 2019	2.6827	2.4655
July 12, 2019	2.7341	2.5018



### BEEF EXPORTS – CANADA

	<b>United States</b> Jan 1- June 30	<b>Change from last year YTD</b>	<b>Mexico</b> Jan 1- June 30	<b>Change from last year YTD</b>
Total	155,536 tonnes	+12% or +16,098 tonnes	7,172 tonnes	-2% or -149 tonnes

### LIVE CATTLE – CANADA

<b>IMPORTS</b>		<b>Import % change from 2018 YTD</b>	<b>EXPORTS</b>		<b>Export % change from 2018 YTD</b>
Jan 1- June 30			Jan 1- July 27, 2019		
Pure bred	2,045	-36%	Slaughter steers & heifers & cows	271,532	+29%
Non-pure bred	90,240	+45%	Feeder cattle & calves	152,282	+9%
			Bulls	23,791	+1%

### BEEF PRODUCTION – CANADA

	<b>Jan 1 – Aug 3/19</b>	<b>Last Year Same Time</b>	<b>% Change</b>
Fed	608,252 tonnes	562,783 tonnes	+8%
Non-fed	106,678 tonnes	102,299 tonnes	+4%

### BEEF IMPORTS – CANADA

	<b>Jan 1 – Aug 3/19</b>	<b>Last Year Same Time</b>	<b>% Change</b>
United States	59,920 tonnes	72,232 tonnes	-17%
Non-CUSMA	22,593 tonnes	30,789 tonnes	-27%
EU-28 (beef/veal total)	2,939 tonnes	1,192 tonnes	+147%
Total	89,730 tonnes	109,007 tonnes	-18%

## CHICAGO MERCANTILE EXCHANGE

Closing quotes on futures today were as follows:

Live Cattle			Feeder Cattle			Corn			Soybeans			Canadian \$		
Aug	108.05	+0.10	Aug	138.90	-0.95	Sep	4.102	-0.6	Aug	8.736	+8.6	Spot	75.71	+0.18
Oct	106.75	+0.00	Sep	138.45	-1.42	Dec	4.176	-0.4	Sep	8.790	+8.6	Sep	75.76	+0.16
Dec	111.45	-0.17	Oct	138.25	-1.37	Mar	4.282	-0.2	Nov	8.916	+8.6	Dec	75.83	+0.17
Feb	115.70	-0.17	Nov	138.27	-1.20	May	4.340	+0.4	Jan	9.046	+8.6	Mar	75.88	+0.17
Apr	117.67	-0.12	Jan	136.60	-1.25	Jul	4.374	+1.2	Mar	9.160	+8.4	Jun	75.89	+0.17
Jun	110.87	-0.22	Mar	136.02	-1.17	Sep	4.222	+0.0	May	9.270	+8.4	Sep	75.91	+0.17

Beef Farmers of Ontario, 130 Malcolm Road, Guelph, ON N1K 1B1 Phone: (519) 824-0334 Fax: (519) 824-9161 or email: [markets@ontariobeef.com](mailto:markets@ontariobeef.com)

## OBCFPP LICENCE CHANGES

### Now Licenced: Country Dealers

Holstock, 89615 Howick Minto Townline, Harriston, ON N0G 1Z0

Meatees LLC, 270 East Railway Ave, Paterson, New Jersey, USA 07503

## Comments for the week ending August 8, 2019

Slightly lighter receipts of 331 fed steers and heifers sold through auction markets this week, down 68 from last week but 127 more than this time last year. Fed steers traded from \$128.15-\$147.46 averaging \$139.50 down \$1.35 from last week and \$0.38 higher than last year at this time. Fed heifers traded from \$119.76-\$145.73 averaging \$137.11 down \$3.76 from last week and \$3.11 higher than year ago prices. Auction markets reported trade as active at steady prices.

Ontario railgrade prices averaged \$1.00 easier this week with steers and heifers both trading from \$237.00-\$240.00 dressed, for the entire reporting period. The top end of the range is for delivery this week and next, while the bottom of the pricing range is out to the end of August. This week's average prices are just \$0.50 below last year at this time. In 2017 and 2018 the fall low price for fed cattle occurred the second week in September.

2,042 fed/cull cows sold through auction markets this week, down 43 from last week and 93 less than this time last year. Cows sold from \$63.68-\$92.96 averaging \$77.19 down \$0.04 from last week on average, and \$15.59 stronger than year ago prices. Auction markets reported trade as active with prices steady to stronger. By Wednesday trade was steady to lower, on a good demand. Prices ended the week holding steady.

2,273 stocker and feeder cattle were sold through auction markets this week, up 63 from last week and 380 less than last year at this time. Last year at this time much of Ontario was experiencing drought like conditions resulting in cattle being moved off grass earlier than usual. Auction markets reported strong active trading with calves starting out \$3.00-\$5.00 higher. As the week advanced, trade was steady on the calves, but ended the week steady to \$3.00-\$5.00 cwt higher. Heavier cattle started out at prices \$3.00-\$5.00 higher. As the week progressed, trade as up \$1.00-\$3.00 cwt, then up \$2.00-\$3.00. The market ended the week steady to \$3.00-\$5.00 cwt higher. Actual average prices this week for steers 400-500 lbs were down \$2.77 from last week on average, steers 500-600 lbs down \$11.72, 600-700 lbs down \$11.29, 700-800 lbs down \$0.17, 800-900 lbs up \$6.84, 900-1000 lbs up \$2.86 and steers 1000 lbs and over averaged \$5.12 stronger than year ago prices. Heifers 400-500 lbs were up \$2.00, heifers 500-600 lbs were \$3.44 from last week, 600-700 lbs up \$6.74, 700-800 lbs up \$10.33, 800-900 lbs down \$2.53 and heifers 900 lbs plus averaged \$5.90 above last week's weighted average prices.

The Quebec electronic market this week ranged from \$238.00-\$239.25 dressed, down \$0.56 from the previous week on average.

Alberta direct trade was reported from \$243.00-\$246.00 cwt delivered on a dressed basis, which is steady to \$2.00 lower than last week notes Canfax. On a picked up basis Canfax reported live sales at \$145.75 and dressed deals from \$241.75-\$245.00, with steers averaging \$243.87 down \$0.53 from the previous week, while heifers averaged \$244.29 down \$0.22. Canfax reports: "Buyers were indicating cattle that they bought this week would be lifted in late August or Early September. Cash to futures basis levels did weaken but still remain historically strong for this time of year. For the beginning of August this is one of the strongest basis levels over the past 30 years."

The US cash cattle trade for the week ending August 2nd, was steady to \$1.00 lower than the previous week. Sales in the south were mostly \$111.00 on a live basis, down \$1.00. In the north trade ranged from \$114.00-\$117.00 live, steady to \$1.00 lower and \$183.00-\$185.00 dressed which is steady. The overall prices for the entire week, reported by the USDA Mandatory Price Report, listed sales ranging from \$109.00-\$118.00 live and \$180.00-\$185.00 dressed. Steers, for the week, averaged \$113.82 live up \$0.17 while live heifers averaged \$112.25 down \$1.11. On the rail steers averaged \$184.30 up \$0.93 while heifers averaged \$183.16 up \$0.22 from the previous week on average.

This week the US cash cattle trade saw around 5,000 head trade Tuesday in Nebraska and Iowa from \$180.00-\$185.00 dressed, mostly \$184.00-\$185.00 which is fully steady to last week. Wednesday a light test was noted in the north at \$183.00 dressed, with delayed delivery. At the Fed Cattle Exchange online auction Wednesday there were 376 head on offer, in 3 lots with delivery in 1-17 days. One lot was asking \$113.00 live in Nebraska and sold for \$113.25. One lot in Kansas was asking \$111.00 live and sold at \$111.00. The third lot was asking \$111.00 live but received no bids. Thursday, a light test in Nebraska was noted at \$113.00-\$115.00 live, steady to \$1.00 lower than last week, and \$180.00-\$185.00 dressed, mostly \$183.00 which is steady, but not enough to establish a market. Today, trade in Nebraska has started to surface at \$113.00 live, down \$1.00 on average while the rest of the country is extremely quiet. Bids in the north are sitting at \$113.00 live and \$179.00-\$180.00 dressed, while the south is unestablished. Asking prices are reported at \$112.00-\$113.00 live in the south and \$185.00 dressed in the north. At this rate, if active trade is going to develop it will not be until late this afternoon or possibly into the evening.