



## Weekly Market Information Report for the week ending Thursday August 22, 2019

The following information is collected from various sources and disseminated by Beef Farmers of Ontario.

### ONTARIO DIRECT TO PACKER RAILGRADE CATTLE TRADE

Prices are on a carcass weight basis before grade and weight discounts. Weekly Range:

<b>A Grade Steers</b>	235.00-240.00
<b>A Grade Heifers</b>	234.00-240.00

### ONTARIO LIVE CATTLE TRADE

Ontario auction sales this week saw weighted average price ranges for:

FED CATTLE	Volume	Price Range	Average	Top	Last Week Avg
<b>Large Frame Steers +1250</b>	95	121.42-146.92	137.85	164.50	139.92
<b>Medium Frame Steers +1250</b>	60	118.98-141.33	132.08	157.00	137.49
<b>Large &amp; Medium Frame Steers +1250</b>	155	126.56-146.84	138.96	164.50	139.93
<b>Large Frame Heifers +1000</b>	74	131.82-145.66	141.45	157.00	131.80
<b>Medium Frame Heifers +1000</b>	140	98.54-143.56	121.39	160.50	134.03
<b>Large &amp; Medium Frame Heifers +1000</b>	214	110.56-146.37	129.43	160.50	132.95
<b>Fed steers, Dairy &amp; Dairy Cross +1250</b>	102	104.78-114.19	109.34	119.00	108.13
<b>Fed heifers, Dairy &amp; Dairy Cross +1000</b>	73	78.05-98.83	89.24	110.50	85.91
<b>Cows - All Weights</b>	2,105	62.50-89.82	75.67	108.50	76.06
<b>Bulls - All Weights</b>	137	90.84-116.40	103.40	147.00	101.10

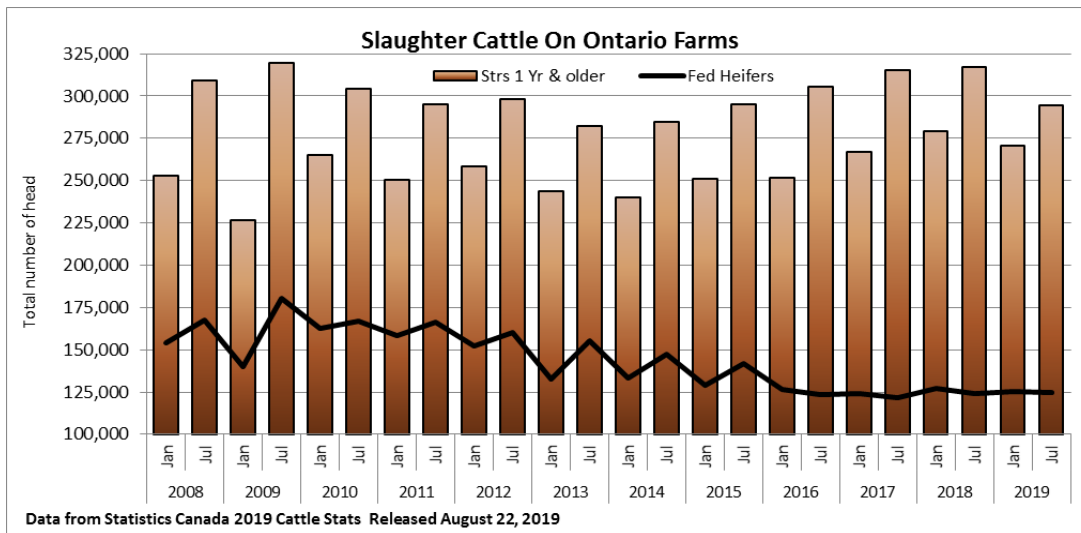
### STOCKERS - Large and Medium Frame

STEERS	Volume	Price Range	Average	Top	Last Week Avg
<b>1000+</b>	753	160.98-188.08	175.45	193.00	177.08
<b>900-999</b>	506	174.17-191.47	184.08	195.75	185.51
<b>800-899</b>	171	168.30-188.97	182.21	197.50	186.59
<b>700-799</b>	189	151.27-202.27	179.95	221.50	190.26
<b>600-699</b>	260	169.06-229.31	202.02	239.00	189.48
<b>500-599</b>	228	162.07-238.55	208.64	250.00	196.02
<b>400-499</b>	95	171.45-249.81	215.57	264.00	201.77
<b>-399</b>	59	169.25-238.87	213.73	270.00	217.15

HEIFERS	Volume	Price Range	Average	Top	Last Week Avg
<b>+900</b>	379	134.13-160.52	150.27	177.00	153.71
<b>800-899</b>	198	139.52-170.13	159.27	182.00	161.42
<b>700-799</b>	228	141.88-178.85	163.78	206.00	160.35
<b>600-699</b>	203	146.95-193.09	171.00	210.00	169.92
<b>500-599</b>	182	151.90-199.46	179.19	221.00	167.66
<b>400-499</b>	73	148.24-196.89	177.65	211.00	172.92
<b>300-399</b>	11	175.77-202.72	188.63	231.00	189.46
<b>-299</b>	25	104.08-177.36	151.33	265.00	152.38

At Kawartha Lakes Community Sale Barn, July 27, 2019- 150 cows, 4 bulls, 12 stockers, 40 veal

	Price Range	Avg.	Top
<b>Cows</b>	69.00-95.00	79.87	100.00
<b>Bulls over 1600 lbs</b>	101.00-124.00	110.71	124.00
<b>Veal 600 lbs+</b>	71.00-134.00	96.15	134.00
<b>Veal 125 -300 lbs</b>	35.00-220.00	77.45	220.00



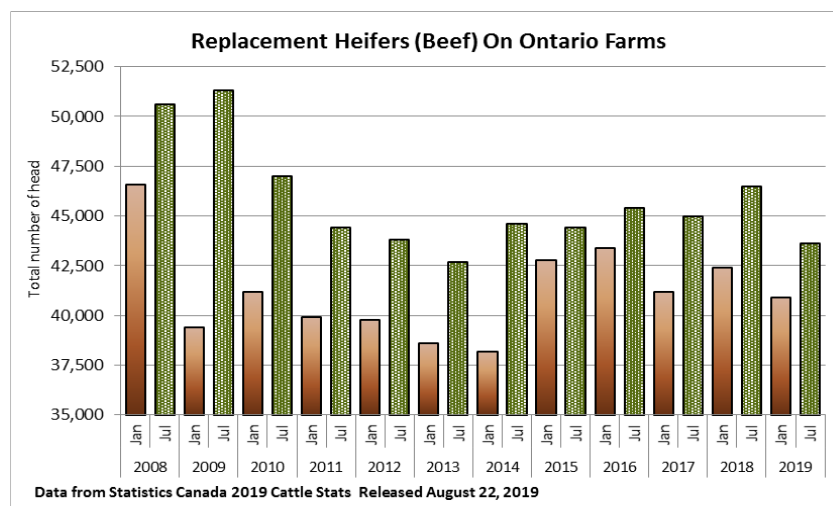
As of July 1, 2019 there are 419,000 head of fed steers and heifers on Ontario farms reports Stats Canada, up 23,300 head from January 1, 2019, but down 22,500 from July 1, 2018. Steers 1 year and over on Ontario farms total 294,400 head as of July 1, 2019, up 24,000 from January 1, 2019, but 23,000 less than July 1, 2018. July 2019 volumes of steers in this category are the lowest levels for July 1<sup>st</sup> since 2014. Heifers for processing on Ontario farms total 124,600 head as of July 1, 2019. This is down 700 head from January 1, 2019, but up 500 head from last July. Heifer volumes have been about steady since 2016.

**Denfield Livestock Exchange Inc., August 20, 2019: 180 Fed Cattle, 14 Veal, 7 Bulls, 75 Cows**

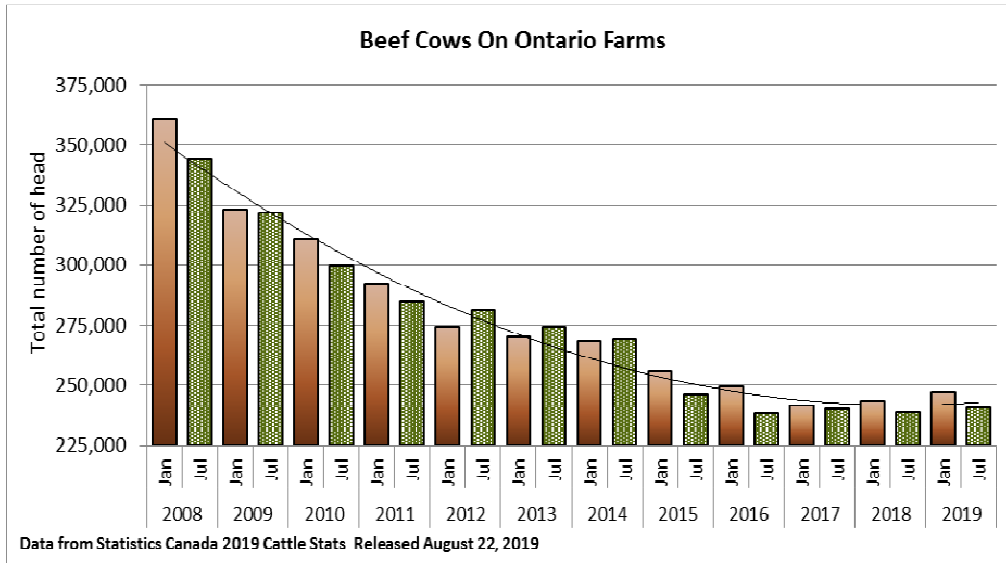
	Volume	Price Range	Average	Top
Large & Medium Frame Fed Steers +1250 lbs	52	126.50-148.50	140.28	164.50
Large & Medium Frame Fed Heifers +1000 lbs	104	89.00-144.00	117.99	160.50
Cows	75	65.00-86.00	76.01	100.00
Veal over 600 lbs	14	94.00-100.00	106.17	110.00

**At Aylmer Stockyards Inc.: August 21, 2019- 50 Veal, 116 Cows, 13 Fed Cattle, 22 stockers, 6 bulls**

	Price Range	Average	Top
Cows	50.00-90.00	75.80	90.00
Veal over 600 lbs	77.00-136.00		



Replacement heifers on Ontario farms, reported by Stats Canada, lists 43,600 head on July 1, 2019. This is up 2,700 head from January 1, 2019, but 2,900 less than July 2018. Comparing July to July volumes, this is the lowest July volume since 2013.



Beef cow volumes on Ontario farms as of July 1, 2019 (Stats Canada) are reported at 240,800 head, down 6,200 from January 1, 2019, but 1,700 more than July 1, 2018. For the last three years July volumes have been about steady following the July 1, 2016 low of 238,300 head.

### ONTARIO STOCKER & FEEDER TRADE

Stocker sale at **Brussels Livestock: August 9, 2019 – 937** Stockers

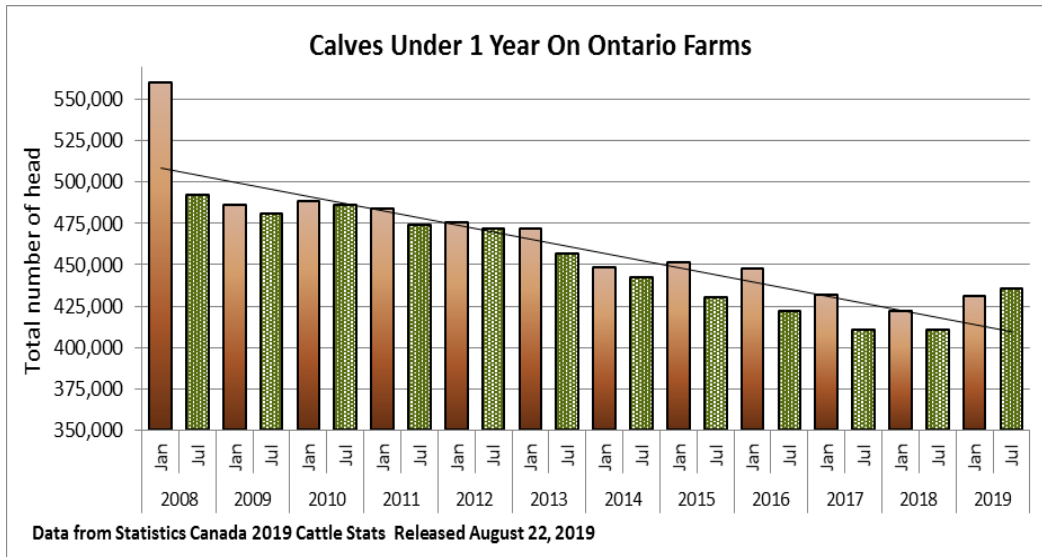
Steers	Price Range	Average	Top	Heifers	Price Range	Average	Top
1000+	156.00-178.50	172.06	178.50	900+	144.00-163.50	155.30	170.00
900-999	171.00-185.00	177.80	186.00	800-899	147.00-172.50	162.64	179.50
800-899	164.00-184.75	176.66	194.00	700-799	155.00-177.50	166.71	177.50
700-799	168.00-198.00	181.44	208.00	600-699	160.00-196.00	177.04	198.50
600-699	175.00-229.50	202.48	229.50	500-599	175.00-205.75	198.91	205.75
500-599	186.00-239.50	217.82	239.50	400-499	192.00-208.00	201.63	208.00
400-499	186.00-264.00	224.95	264.00				
399-	175.00-263.00	240.92	263.00				

Stocker sale at: **Community Livestock Exchange: August 20, 2019 – 142** Stockers

Steers	Price Range	Average	Top	Heifers	Price Range	Average	Top
700-799	125.00-204.00	172.50	204.00	600-699	112.50-193.99	158.09	193.99
600-699	102.00-225.00	169.90	225.00	500-599	137.99-194.99	174.30	194.99
500-599	142.50-245.00	204.00	245.00	400-499	100.00-198.99	146.10	198.99
400-499	135.00-242.49	196.50	242.49				

Stocker sale at **Keady Livestock Market, August 20, 2019- 642** stockers

Steers	Price Range	Average	Top	Heifers	Price Range	Average	Top
1000+	170.00-193.00	185.27	193.00	900+	152.50-155.50	153.95	162.00
900-999	181.50-195.75	190.97	195.75	800-899	160.00-176.00	169.11	176.00
800-899	193.00-197.50	197.20	197.50	700-799	170.00-199.50	185.80	199.50
700-799	164.00-212.00	173.20	212.00				
600-699							
500-599							



Stats Canada reported the volume of calves under 1 year on Ontario farms at 435,400 head, on July 1, 2019. This is up 4,200 from January 1, 2019 and 25,100 higher than July 1, 2018. Comparing July volumes, 2019 is the largest July volume since 2014.

Stocker sale at: **Renfrew Pontiac Livestock: August 20, 2019 – 273 Stockers**

Steers	Price Range	Average	Top	Heifers	Price Range	Average	Top
800-899	140.99-195.99	183.60	195.99	900+	76.00-148.99	116.79	148.99
700-799	131.00-200.00	183.29	200.00	800-899	130.00-182.00	163.99	182.00
600-699	156.00-224.00	207.69	224.00	700-799	109.00-180.00	162.29	180.00
500-599	125.00-227.49	196.30	227.49	600-699	127.00-195.99	171.90	195.99
400-499	237.00-262.00	243.19	262.00	500-599	137.50-206.99	186.00	206.99
				400-499	152.49-202.49	193.99	202.49
				300-399	152.49-188.99	171.30	188.99
				299-	125.00-204.00	169.79	204.99

Stocker sale at **Ontario Livestock Exchange: August 21, 2019 – 572 Stockers**

Steers	Price Range	Average	Top	Heifers	Price Range	Average	Top
1000+	162.00-191.00	175.32	191.00				
900-999	168.50-193.00	180.90	193.00				
800-899	185.00-194.00	190.25	194.00				

Stocker sale at: **Ontario Livestock Exchange, August 22, 2019– 265 Stockers**

Steers	Price Range	Average	Top	Heifers	Price Range	Average	Top
700-799	162.50-202.50	184.78	202.50	900+	108.00-137.00	124.73	146.00
600-699	180.00-215.00	197.08	215.00	800-899	97.50-158.00	142.26	158.00
500-599	161.00-227.50	206.88	227.50	700-799	122.00-150.00	133.89	187.50
400-499	167.50-242.50	206.36	242.50	600-699	117.50-152.50	133.08	152.50
399-	125.00-225.0	175.00	225.00				

Stocker sale at: **Ottawa Livestock Exchange, August 22, 2019– 162 Stockers**

Steers	Price Range	Average	Top	Heifers	Price Range	Average	Top
700-799	160.00-194.00	183.08	194.00	700-799	144.00-166.00	155.64	166.00
600-699	170.00-230.00	205.08	230.00	600-699	124.00-180.00	156.71	186.00
500-599	138.00-250.00	216.21	250.00	500-599	137.00-180.00	156.39	180.00
400-499	74.00-250.00	205.89	250.00	400-499	174.00-194.00	178.33	200.00
399-	160.00-262.00	225.20	262.00				

Stocker sale at **Ontario Stockyards Inc., August 22, 2019**– 544 Stockers

<b>Steers</b>	<b>Price Range</b>	<b>Average</b>	<b>Top</b>	<b>Heifers</b>	<b>Price Range</b>	<b>Average</b>	<b>Top</b>
<b>1000+</b>	104.00-151.50	128.19	162.50	<b>900+</b>	108.00-177.00	157.96	177.00
<b>900-999</b>	147.50-177.00	165.71	177.00	<b>800-899</b>	146.00-173.00	161.30	173.00
<b>800-899</b>	162.00-188.00	178.32	188.00	<b>700-799</b>	132.50-186.00	162.70	206.00
<b>700-799</b>	141.00-217.00	178.51	221.50	<b>600-699</b>	159.00-205.00	180.46	206.00
<b>600-699</b>	186.00-237.00	208.63	239.00	<b>500-599</b>	182.00-221.00	196.47	221.00
<b>500-599</b>	187.50-239.00	215.90	249.00	<b>400-499</b>	150.00-210.00	189.48	211.00
<b>400-499</b>	211.00-255.00	228.58	255.00	<b>300-399</b>	194.50-231.00	208.50	231.00
<b>399-</b>	235.00-270.00	248.91	270.00				

**LIVE CATTLE EXPORTS-ONTARIO**

	<b>Week ending Aug 3, 2019</b>	<b>Week ending July 27, 2019</b>	<b>Year to Date</b>
<b>Total</b> live slaughter cattle exported from Ontario to the U.S.	<b>1,764</b>	<b>1,736</b>	<b>77,517</b>
<b>Steers &amp; Heifers &amp; Cows</b>	<b>1,472</b>	<b>1,481</b>	<b>68,411</b>
<b>Bulls</b>	<b>292</b>	<b>255</b>	<b>9,106</b>

**AVERAGE CARCASS WEIGHTS – CANADA- updates unavailable**

	<b>Steers</b>	<b>Heifers</b>
<b>Aug10, 2019</b>	906	825
<b>Aug 3, 2019</b>	896	807
<b>Aug 11, 2018</b>	886	818

**FEDERALLY INSPECTED CANADIAN PROCESSING- updates unavailable**

	<b>Week Ending Aug 10, 2019</b>	<b># of hd change from week ago</b>	<b>YTD</b>	<b>% Change (Week Ago)</b>	<b>% Change (Year Ago)</b>
<b>Grand Total</b>	59,537	-2,081	1,910,474	-3%	+6%
<b>Western Slaughter</b>	48,041	-243	1,491,868	-1%	+6%
<b>Eastern Slaughter</b>	11,496	-1,838	418,606	-14%	+5%

**USDA ESTIMATED CATTLE PROCESSING VOLUME**

	<b>Week Ending August 24, 2019</b>	<b>Previous Week</b>	<b>Year Ago</b>
<b>Grand Total</b>	654,000	651,000	642,000

**ALBERTA DIRECT TRADE**

For the week ending August 22, 2019

<b>Steers</b>	Live <b>FOB</b>	140.00	Rail <b>FOB</b>	234.75-238.00
<b>Heifers</b>	Live <b>FOB</b>	N/T	Rail <b>FOB</b>	235.50-238.00

**U.S. TRADE (U.S. funds)**

For the week ending August 22, 2019

<b>Choice and Select Steers and Heifers:</b>	Live	105.00-111.00
	Rail	168.00-178.00

**QUEBEC ELECTRONIC AUCTION MARKET (F.O.B. THE FEEDLOT)**

	<b>Price</b>	<b>Change from Last Week</b>
For the week ending August 22, 2019	232.00-233.50	-1.51

**U.S. BOXED BEEF CUT-OUT VALUES (U.S. funds)**

	<b>Choice 600-900</b>	<b>Select 600-900</b>
<b>Current Five Day Average:</b>	240.11	214.73

**CANADIAN BOXED BEEF CUT-OUT VALUES**

<b>Week Ending</b>	<b>AAA</b>	<b>AA</b>
Aug 9, 2019	2.7585	2.4770
Aug 2, 2019	2.7458	2.4718
July 26, 2019	2.7085	2.4442

**BEEF EXPORTS – CANADA**

	<b>United States</b>	<b>Change from last year YTD</b>	<b>Mexico</b>	<b>Change from last year YTD</b>
	<i>Jan 1- June 30</i>		<i>Jan 1- June 30</i>	
<b>Total</b>	155,536 tonnes	+12% or +16,098 tonnes	7,172 tonnes	-2% or -149 tonnes

**LIVE CATTLE – CANADA**

<b>IMPORTS</b>		<b>EXPORTS</b>			
	<i>Import % change from 2018 YTD</i>		<i>Export % change from 2018 YTD</i>		
		<i>Jan 1- Aug 3, 2019</i>			
<i>Jan 1- June 30</i>					
Pure bred	2,045	-36%	Slaughter steers & heifers & cows	276,399	+28%
Non-pure bred	90,240	+45%	Feeder cattle & calves	153,668	+9%
			Bulls	24,674	+0%

**BEEF PRODUCTION – CANADA**

	<i>Jan 1 – Aug 10/19</i>	<i>Last Year Same Time</i>	<i>% Change</i>
Fed	628,780 tonnes	580,794 tonnes	+8%
Non-fed	109,197 tonnes	104,679 tonnes	+4%

**BEEF IMPORTS – CANADA**

	<i>Jan 1 – Aug 10/19</i>	<i>Last Year Same Time</i>	<i>% Change</i>
United States	65,330 tonnes	76,301 tonnes	-14%
Non-CUSMA	23,884 tonnes	32,060 tonnes	-26%
EU-28 (beef/veal total)	3,210 tonnes	1,248 tonnes	+157%
<b>Total</b>	97,232 tonnes	114,802 tonnes	-15%

**CHICAGO MERCANTILE EXCHANGE**

Closing quotes on futures today were as follows:

<b>Live Cattle</b>	<b>Feeder Cattle</b>	<b>Corn</b>	<b>Soybeans</b>	<b>Canadian \$</b>
<b>Aug</b> 104.62 -0.35	<b>Aug</b> 137.35 -1.05	<b>Sep</b> 3.596 -3.4	<b>Sep</b> 8.432 -12.6	<b>Spot</b> 75.22 +0.02
<b>Oct</b> 99.40 -1.70	<b>Sep</b> 133.25 -3.17	<b>Dec</b> 3.676 -3.2	<b>Nov</b> 8.564 -12.2	<b>Sep</b> 75.25 +0.03
<b>Dec</b> 104.30 -1.80	<b>Oct</b> 132.52 -2.95	<b>Mar</b> 3.800 -3.0	<b>Jan</b> 8.712 -11.2	<b>Dec</b> 75.32 +0.03
<b>Feb</b> 109.72 -1.52	<b>Nov</b> 132.30 -2.77	<b>May</b> 3.884 -2.2	<b>Mar</b> 8.852 -10.2	<b>Mar</b> 75.37 +0.03
<b>Apr</b> 111.90 -1.60	<b>Jan</b> 130.42 -2.70	<b>Jul</b> 3.952 -2.0	<b>May</b> 8.972 -9.6	<b>Jun</b> 75.38 +0.02
<b>Jun</b> 104.80 -1.62	<b>Mar</b> 130.22 -2.42	<b>Sep</b> 3.990 -1.6	<b>Jul</b> 9.082 -9.0	<b>Sep</b> 75.37 +0.02

Beef Farmers of Ontario, 130 Malcolm Road, Guelph, ON N1K 1B1 Phone: (519) 824-0334 Fax: (519) 824-9161 or email: [markets@ontariobeef.com](mailto:markets@ontariobeef.com)

**OBCFPP LICENCE CHANGES**

**Now Licenced: Country Dealer**

Jonathan Lalonde, 1001 Chemin Des Rapides, Val-Des-Monts, QC J8N 6M5

**No Longer Licenced: Country Dealer**

Valliquette Livestock Ltd., 19354 Leslie Street, Sharon, ON L0G 1V0

### **Comments for the week ending August 22, 2019**

There were 369 fed steers and heifers sold through auction markets this week, up 40 head from last week and 5 more than the same time last year. Fed steers traded from \$126.56-\$146.84 averaging \$138.96 down \$0.97 from last week and \$5.89 above year ago prices. Fed heifers ranged from \$110.56-\$146.37 averaging \$129.43 down \$3.52 from last week and \$0.74 below year ago prices. Auction markets reported trade as easier, with one market noting a larger volume of aged heifers on offer, which affected the prices. As the week progressed, choice cattle were trading steady, with all others slightly easier. The market ended the week on a steady tone.

Ontario railgrade prices started out easier from \$235.00-\$240.00 dressed for both steers and heifers, for the previous Thursday and Friday. By Monday of this week the market was reported at 235.00 dressed for both steers and heifers but by Wednesday heifers were reported from \$234.00-\$235.00 dressed while steers traded steady at \$235.00. This week's average prices are down \$3.50-\$3.75 for steers and heifers respectively. This week's average price is up \$6.00 from this time last year.

2,105 fed/cull cows sold through auction markets this week, up 84 from last week and 46 more than the same week last year. Cows traded from \$62.50-\$89.82 averaging \$75.67 down \$0.39 from last week but \$13.95 stronger than year ago prices. Auction markets reported the market as trading on a strong demand with prices steady to higher, up \$5.00-\$7.00 at one market. As the week progressed, trade was steady.

3,560 stocker and feeder cattle sold through auction markets this week, down 64 from last week and 729 more than the same time last year. Auction markets reported calves as steady. Heavier cattle, on Friday, were noted as easier, but as the week progressed trade was steady to strong, up \$2.00-\$5.00 cwt higher. The market ended the week with all classes selling steady. Actual average prices this week saw steers 400-500 lbs averaging \$13.80 higher than last week, 500-600 lbs up \$12.62, 600-700 lbs were up \$12.54, 700-800 lbs down \$10.31, 800-900 lbs down \$4.38, 900-1000 lbs down \$1.43 and steers 1000 lbs plus averaged \$1.63 below last week's weighted average prices. Heifers 300-400 lbs were down \$0.83, 400-500 lbs up \$4.73, 500-600 lbs up \$11.53, 600-700 lbs up \$1.08, 700-800 lbs up \$3.43, 800-900 lbs down \$2.15 and heifers 900 lbs and over averaged \$3.44 lower than last week.

The Quebec electronic market this week ranged from \$232.00-\$233.50 dressed, down \$1.51 from the previous week on average.

Alberta direct trade on Wednesday was reported by Canfax as light to moderate with prices approximately \$4.00 cwt below two weeks ago. Sales were reported from \$239.00-\$239.50 delivered on a dressed basis and at \$140.00 on a live basis. Thursday a light trade was reported at \$237.00 delivered, down \$2.00 from Wednesday but lower than two weeks ago. Canfax reported sales on a picked up basis at \$140.00 live for steers, while on the rail prices ranged from \$234.75-\$238.00 dressed, with steers averaging \$236.18 and heifers \$237.31. There was no trade last week to compare to, however this week's averages are down \$7.69 for steers and \$6.98 on the heifers, from two weeks ago.

The US cash cattle trade for the week ending August 16<sup>th</sup> was under pressure as the market reacted to the beef processing plant fire in Kansas. Despite the plant closure though, the U.S. was able to process 9,000 more cattle than the week before. Sharply higher boxed beef prices and sharply lower cattle prices have pushed packer margins higher and encouraged them to increase processing volumes. Last week the south was down around \$5.00 on a live basis while the north was down \$10.00-\$12.00 cwt. Overall, for the week reported by the USDA Mandatory Price Report, live sales ranged anywhere from \$103.00-\$111.00 with steers averaging \$106.68 down \$5.51, while heifers averaged \$105.72 down \$5.71. On the rail steers and heifers traded from \$165.00-\$178.00 dressed, with steers averaging \$170.95 down \$11.28, while heifers averaged \$170.14 down \$10.82.

This week, the market on Monday saw 236 head of cattle trade in the north at \$109.00 live, up \$2.00-\$3.00 from last week but not enough to establish a market. On Tuesday, 40 head traded in the north at \$172.00 delivered on a dressed basis, which is steady to \$1.00 higher than last week, but not enough to establish a market. Wednesday, at the Fed Cattle Exchange online auction, there were 426 head on offer, in 4 lots. Two lots in the north were asking \$108.25 with delivery in 1-17 days, while two lots in the south were asking \$107.00 live, with spot delivery. No bids developed and all cattle were left unsold. On the cash market Wednesday, a light test in the north was noted from \$170.00-\$175.00 delivered, which is steady to \$4.00 cwt higher. Live trade was noted from \$105.00-\$110.00, mostly \$107.00 which is steady to \$1.00 higher than last week, but not enough sold to establish a market. Thursday was light in the north from \$170.00-\$178.00 dressed, mostly \$175.00-\$178.00 and \$108.00-\$111.00 live, which is up around \$4.00 plus from last week's average on a dressed basis. Today, a light to moderate trade in the north ranged from \$175.00-\$178.00 dressed, majority at \$175.00, up \$4.50 from last week with sales from \$176.00-\$178.00 with delayed delivery. Live trade in the north is from \$108.00-\$109.00. Overall the northern market is up \$2.00-\$6.00 cwt. Business in the south is reported at \$105.00-\$106.00 live, mostly \$106.00 which is \$1.00 higher than last week. Some trade could continue this afternoon, but it appears the market tone has been established. Cattle futures are under pressure today following an announcement from China that it will impose an additional 10% retaliatory tariff on U.S. beef, pork and several other agricultural products, effective September 1st.