



## Weekly Market Information Report for the week ending Thursday August 29, 2019

The following information is collected from various sources and disseminated by Beef Farmers of Ontario.

### ONTARIO DIRECT TO PACKER RAILGRADE CATTLE TRADE

Prices are on a carcass weight basis before grade and weight discounts. Weekly Range:

|                 |               |
|-----------------|---------------|
| A Grade Steers  | 235.00-238.00 |
| A Grade Heifers | 234.00-237.00 |

### ONTARIO LIVE CATTLE TRADE

Ontario auction sales this week saw weighted average price ranges for:

| FED CATTLE                             | Volume | Price Range   | Average | Top    | Last Week Avg |
|--|--------|---------------|---------|--------|---------------|
| Large Frame Steers +1250               | 66     | 117.11-147.43 | 136.71  | 160.00 | 137.85        |
| Medium Frame Steers +1250              | 54     | 128.42-142.10 | 136.93  | 148.75 | 132.08        |
| Large & Medium Frame Steers +1250      | 120    | 127.83-146.68 | 138.18  | 160.00 | 138.96        |
| Large Frame Heifers +1000              | 96     | 124.36-143.55 | 136.57  | 158.50 | 141.45        |
| Medium Frame Heifers +1000             | 117    | 118.09-139.29 | 130.81  | 151.00 | 121.39        |
| Large & Medium Frame Heifers +1000     | 213    | 117.95-142.39 | 133.19  | 158.50 | 129.43        |
| Fed steers, Dairy & Dairy Cross +1250  | 64     | 104.60-117.11 | 110.46  | 135.50 | 109.34        |
| Fed heifers, Dairy & Dairy Cross +1000 | 89     | 76.85-100.89  | 89.90   | 118.00 | 89.24         |
| Cows - All Weights                     | 2,115  | 58.50-89.48   | 72.70   | 125.00 | 75.67         |
| Bulls - All Weights                    | 146    | 91.23-111.08  | 100.56  | 137.00 | 103.40        |

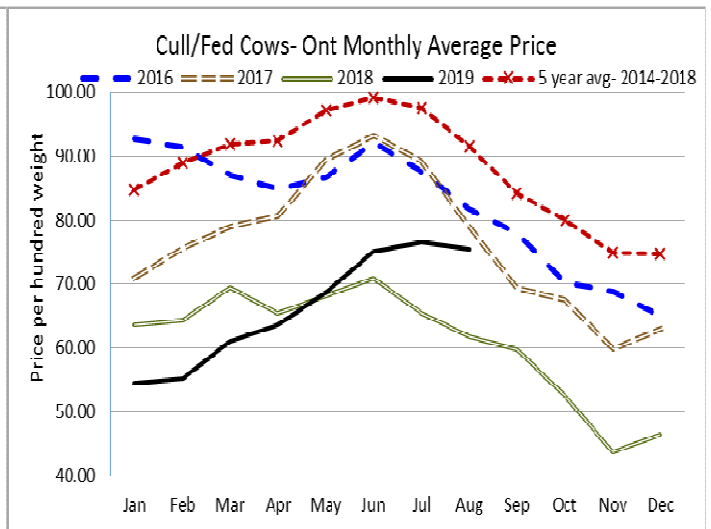
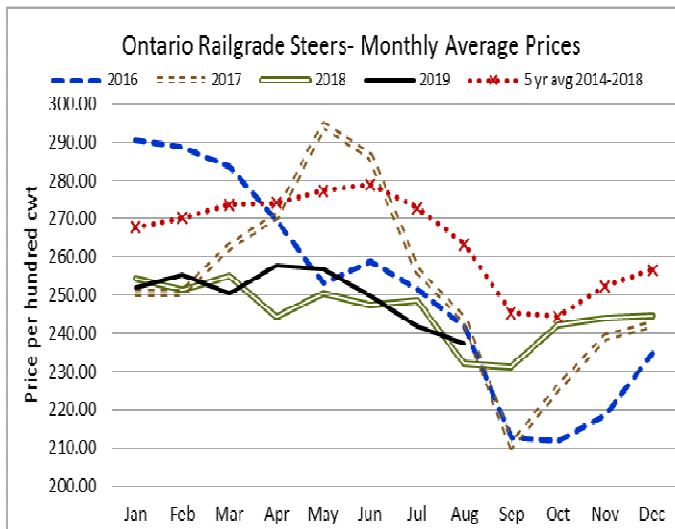
### STOCKERS - Large and Medium Frame

| STEERS  | Volume | Price Range   | Average | Top    | Last Week Avg |
|---------|--------|---------------|---------|--------|---------------|
| 1000+   | 908    | 162.23-184.80 | 174.09  | 190.00 | 175.45        |
| 900-999 | 388    | 180.00-196.33 | 187.12  | 203.00 | 184.08        |
| 800-899 | 280    | 174.26-195.09 | 186.69  | 206.00 | 182.21        |
| 700-799 | 220    | 164.57-209.38 | 192.81  | 227.00 | 179.95        |
| 600-699 | 274    | 170.67-229.08 | 205.48  | 242.50 | 202.02        |
| 500-599 | 285    | 181.18-240.85 | 213.11  | 264.50 | 208.64        |
| 400-499 | 136    | 181.75-259.79 | 227.77  | 275.00 | 215.57        |
| -399    | 75     | 171.69-251.83 | 227.58  | 292.50 | 213.73        |

| HEIFERS | Volume | Price Range   | Average | Top    | Last Week Avg |
|---------|--------|---------------|---------|--------|---------------|
| +900    | 232    | 135.89-156.10 | 147.31  | 166.50 | 150.27        |
| 800-899 | 276    | 155.51-173.70 | 166.95  | 188.00 | 159.27        |
| 700-799 | 216    | 149.53-179.02 | 165.52  | 198.00 | 163.78        |
| 600-699 | 229    | 153.31-189.10 | 169.46  | 214.00 | 171.00        |
| 500-599 | 182    | 140.43-190.92 | 169.39  | 215.00 | 179.19        |
| 400-499 | 88     | 146.07-203.32 | 174.09  | 252.50 | 177.65        |
| 300-399 | 59     | 146.25-192.70 | 172.32  | 230.00 | 188.63        |
| -299    | 30     | 173.97-222.37 | 204.07  | 255.00 | 151.33        |

At Kawartha Lakes Community Sale Barn, August 24, 2019- 153 cows, 14 bulls, 40 stockers, 31 veal

|                   | Price Range  | Avg.  | Top    |
|-------------------|--------------|-------|--------|
| Cows              | 66.00-94.50  | 76.03 | 108.00 |
| Veal 125 -300 lbs | 29.41-305.00 | 99.82 | 305.00 |

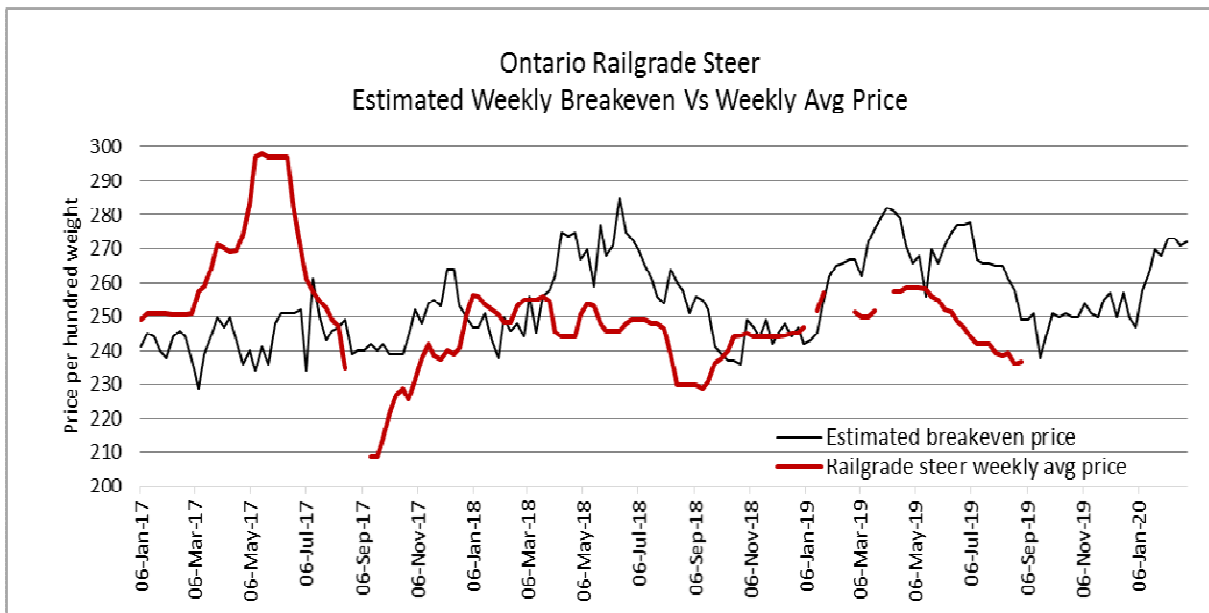


**Denfield Livestock Exchange Inc., August 27, 2019: 130 Fed Cattle, 33 Veal, 7 Bulls, 51 Cows**

|  | Volume | Price Range   | Average | Top    |
|--|--------|---------------|---------|--------|
| Large & Medium Frame Fed Steers +1250 lbs  | 30     | 134.50-149.00 | 141.84  | 158.50 |
| Large & Medium Frame Fed Heifers +1000 lbs | 83     | 127.50-148.00 | 141.53  | 158.50 |
| Fed Steers, Dairy & Dairy Cross            | 8      | 110.00-135.00 | 123.29  | 135.50 |
| Cows                                       | 51     | 66.00-90.00   | 76.66   | 102.50 |
| Veal over 600 lbs                          | 25     | 98.00-111.50  | 107.15  | 111.50 |

**At Aylmer Stockyards Inc.: August 28, 2019- 44 Veal, 184 Cows, 21 Fed Cattle, 21 stockers, 10 bulls**

|                                    | Price Range  | Average | Top    |
|------------------------------------|--------------|---------|--------|
| Fed heifers, dairy and dairy cross | 60.49-98.49  | 89.90   | 98.49  |
| Cows                               | 50.00-97.49  | 73.29   | 103.49 |
| Veal over 600 lbs                  | 67.00-118.99 | 102.20  | 118.99 |



The information provided on this report is based on weighted averages for actual data collected. Input costs are a guideline only and will vary from producer to producer. BFO does not take any responsibility and accepts no legal liability arising from or connected to damages or losses experienced by producers when using this information. This is to be used at your own risk.

## ONTARIO STOCKER AND FEEDER TRADE

Stocker sale at **Brussels Livestock: August 23, 2019 – 238** Stockers

| <i>Steers</i>  | <i>Price Range</i> | <i>Average</i> | <i>Top</i> | <i>Heifers</i> | <i>Price Range</i> | <i>Average</i> | <i>Top</i> |
|----------------|--------------------|----------------|------------|----------------|--------------------|----------------|------------|
| <b>1000+</b>   | 157.00-177.00      | 168.36         | 181.00     | <b>900+</b>    | 146.00-162.50      | 154.97         | 166.50     |
| <b>900-999</b> | 165.00-187.50      | 180.10         | 187.50     | <b>800-899</b> | 166.00-177.75      | 172.73         | 178.00     |
| <b>800-899</b> | 173.50-195.00      | 189.53         | 195.00     | <b>700-799</b> | 160.00-190.50      | 173.86         | 190.50     |
| <b>700-799</b> | 165.00-200.75      | 190.97         | 205.00     | <b>600-699</b> | 166.00-190.00      | 177.67         | 190.00     |
| <b>600-699</b> | 184.00-234.50      | 217.40         | 234.50     | <b>500-599</b> | 162.00-190.00      | 176.00         | 190.00     |
| <b>500-599</b> | 195.00-264.50      | 222.52         | 264.50     |                |                    |                |            |
| <b>400-499</b> | 241.00-267.00      | 252.07         | 267.00     |                |                    |                |            |

Stocker sale at: **Community Livestock Exchange: August 27, 2019 – 122** Stockers

| <i>Steers</i>  | <i>Price Range</i> | <i>Average</i> | <i>Top</i> | <i>Heifers</i> | <i>Price Range</i> | <i>Average</i> | <i>Top</i> |
|----------------|--------------------|----------------|------------|----------------|--------------------|----------------|------------|
| <b>500-599</b> | 185.00-245.99      | 209.60         | 245.99     | <b>600-699</b> | 122.50-189.99      | 177.49         | 189.99     |
| <b>400-499</b> | 155.00-197.99      | 176.69         | 220.00     | <b>500-599</b> | 107.49-196.99      | 147.30         | 196.99     |
|                |                    |                |            | <b>400-499</b> | 94.99-189.99       | 137.99         | 194.99     |

Stocker sale at: **Denfield Livestock Exchange: August 27, 2019 – 83** stockers

| <i>Steers</i> | <i>Price Range</i> | <i>Average</i> | <i>Top</i> | <i>Heifers</i> | <i>Price Range</i> | <i>Average</i> | <i>Top</i> |
|---------------|--------------------|----------------|------------|----------------|--------------------|----------------|------------|
|               | Not enough to      | establish      | a price    | <b>800-899</b> | 174.00-178.00      | 175.93         | 185.50     |

Stocker sale at **Keady Livestock Market, August 27, 2019- 651** stockers

| <i>Steers</i>  | <i>Price Range</i> | <i>Average</i> | <i>Top</i> | <i>Heifers</i> | <i>Price Range</i> | <i>Average</i> | <i>Top</i> |
|----------------|--------------------|----------------|------------|----------------|--------------------|----------------|------------|
| <b>1000+</b>   | 173.50-186.00      | 180.77         | 186.00     | <b>900+</b>    | 87.00-149.00       | 131.27         | 149.00     |
| <b>900-999</b> | 189.50-203.00      | 193.87         | 203.00     | <b>800-899</b> | 163.00-174.50      | 169.84         | 174.50     |
| <b>800-899</b> | 197.00-206.00      | 200.28         | 206.00     | <b>700-799</b> | 183.00-198.00      | 189.54         | 198.00     |
| <b>700-799</b> | 140.00-192.50      | 180.36         | 217.00     | <b>600-699</b> | 207.00-214.00      | 207.74         | 214.00     |
| <b>600-699</b> | 203.00-235.50      | 215.21         | 235.50     | <b>500-599</b> | 157.00-215.00      | 190.25         | 215.00     |
| <b>500-599</b> | 207.00-225.00      | 219.35         | 252.50     |                |                    |                |            |

Stocker sale at: **Renfrew Pontiac Livestock: August 27, 2019 – 176** Stockers

| <i>Steers</i>  | <i>Price Range</i> | <i>Average</i> | <i>Top</i> | <i>Heifers</i> | <i>Price Range</i> | <i>Average</i> | <i>Top</i> |
|----------------|--------------------|----------------|------------|----------------|--------------------|----------------|------------|
| <b>700-799</b> | 131.00-216.99      | 199.70         | 216.99     | <b>600-699</b> | 161.00-177.49      | 171.70         | 177.49     |
| <b>600-699</b> | 144.99-225.99      | 209.79         | 225.99     | <b>500-599</b> | 117.50-202.99      | 176.60         | 202.99     |
| <b>500-599</b> | 169.99-250.00      | 225.00         | 250.00     |                |                    |                |            |
| <b>400-499</b> | 178.00-270.00      | 254.09         | 270.00     |                |                    |                |            |
| <b>399-</b>    | 242.49-254.99      | 251.69         | 254.99     |                |                    |                |            |

Stocker sale at **Ontario Livestock Exchange: August 28, 2019 – 662** Stockers

| <i>Steers</i>  | <i>Price Range</i> | <i>Average</i> | <i>Top</i> | <i>Heifers</i> | <i>Price Range</i> | <i>Average</i> | <i>Top</i> |
|----------------|--------------------|----------------|------------|----------------|--------------------|----------------|------------|
| <b>1000+</b>   | 162.00-190.00      | 176.19         | 190.00     | <b>900+</b>    | 145.00-160.50      | 153.83         | 160.50     |
| <b>900-999</b> | 179.00-199.00      | 185.91         | 199.00     | <b>500-599</b> | 170.00-214.00      | 210.00         | 214.00     |
| <b>800-899</b> | 183.50-189.00      | 185.60         | 189.00     |                |                    |                |            |
| <b>600-699</b> | 184.00-213.00      | 210.58         | 213.00     |                |                    |                |            |
| <b>500-599</b> | 189.00-193.00      | 192.20         | 193.00     |                |                    |                |            |

Feeders sold on a steady market.

Stocker sale at **Vankleek Hill Livestock Exchange: August 28, 2019 – 262** Stockers

| <i>Steers</i>  | <i>Price Range</i> | <i>Average</i> | <i>Top</i> | <i>Heifers</i> | <i>Price Range</i> | <i>Average</i> | <i>Top</i> |
|----------------|--------------------|----------------|------------|----------------|--------------------|----------------|------------|
| <b>800-899</b> | 176.00-198.00      | 185.42         | 198.00     | <b>800-899</b> | 114.00-188.00      | 162.53         | 188.00     |
| <b>700-799</b> | 188.00-227.00      | 201.40         | 227.00     | <b>700-799</b> | 150.00-181.00      | 167.28         | 181.00     |
| <b>600-699</b> | 186.00-237.00      | 206.68         | 237.00     | <b>600-699</b> | 156.50-208.00      | 165.71         | 208.00     |
| <b>500-599</b> | 192.00-260.00      | 220.14         | 260.00     | <b>500-599</b> | 140.00-188.00      | 160.90         | 188.00     |
| <b>400-499</b> | 178.00-252.00      | 204.18         | 252.00     | <b>400-499</b> | 116.00-198.00      | 144.25         | 198.00     |
| <b>399-</b>    | 200.00-217.00      | 207.34         | 217.00     | <b>300-399</b> | 140.00-202.00      | 171.72         | 202.00     |

Stocker sale at: **Ontario Livestock Exchange, August 29, 2019– 400** Stockers

| <b>Steers</b>  | <b>Price Range</b> | <b>Average</b> | <b>Top</b> | <b>Heifers</b> | <b>Price Range</b> | <b>Average</b> | <b>Top</b> |
|----------------|--------------------|----------------|------------|----------------|--------------------|----------------|------------|
| <b>800-899</b> | 82.50-162.50       | 134.00         | 175.00     | <b>800-899</b> | 97.50-139.00       | 123.38         | 167.00     |
| <b>700-799</b> | 115.00-190.00      | 156.27         | 199.00     | <b>600-699</b> | 105.00-162.00      | 127.91         | 187.50     |
| <b>600-699</b> | 158.00-215.00      | 190.29         | 215.00     | <b>500-599</b> | 102.50-177.50      | 140.50         | 180.00     |
| <b>500-599</b> | 160.00-218.00      | 195.62         | 218.00     | <b>400-499</b> | 145.00-187.50      | 158.75         | 225.00     |
| <b>400-499</b> | 140.00-255.00      | 199.44         | 255.00     | <b>300-399</b> | 120.00-190.00      | 158.16         | 222.50     |
| <b>399-</b>    | 94.00-292.50       | 241.13         | 292.50     | <b>299-</b>    | 125.00-220.00      | 189.06         | 220.00     |

Stocker sale at: **Ottawa Livestock Exchange, August 29, 2019– 130** Stockers

| <b>Steers</b>  | <b>Price Range</b> | <b>Average</b> | <b>Top</b> | <b>Heifers</b> | <b>Price Range</b> | <b>Average</b> | <b>Top</b> |
|----------------|--------------------|----------------|------------|----------------|--------------------|----------------|------------|
| <b>700-799</b> | 112.00-198.00      | 170.63         | 198.00     | <b>600-699</b> | 137.00-160.00      | 150.40         | 162.00     |
| <b>600-699</b> | 166.00-234.00      | 212.00         | 234.00     | <b>500-599</b> | 92.00-186.00       | 161.20         | 186.00     |
| <b>500-599</b> | 194.00-244.00      | 228.62         | 244.00     | <b>400-499</b> | 193.00-202.00      | 195.00         | 202.00     |
| <b>400-499</b> | 174.00-262.00      | 239.94         | 262.00     |                |                    |                |            |
| <b>399-</b>    | 180.00-268.00      | 246.00         | 268.00     |                |                    |                |            |

Stocker sale at **Ontario Stockyards Inc., August 29, 2019– 505** Stockers

| <b>Steers</b>  | <b>Price Range</b> | <b>Average</b> | <b>Top</b> | <b>Heifers</b> | <b>Price Range</b> | <b>Average</b> | <b>Top</b> |
|----------------|--------------------|----------------|------------|----------------|--------------------|----------------|------------|
| <b>1000+</b>   | 156.00-171.00      | 162.23         | 171.00     | <b>900+</b>    | 125.00-148.00      | 142.82         | 148.00     |
| <b>900-999</b> | 176.00-185.00      | 181.83         | 185.00     | <b>800-899</b> | 140.00-181.50      | 169.44         | 181.50     |
| <b>800-899</b> | 181.00-203.50      | 193.58         | 203.50     | <b>700-799</b> | 135.00-173.00      | 158.94         | 189.00     |
| <b>700-799</b> | 189.50-221.00      | 211.08         | 221.00     | <b>600-699</b> | 137.50-190.00      | 161.68         | 190.00     |
| <b>600-699</b> | 170.00-242.50      | 211.21         | 242.50     | <b>500-599</b> | 162.50-198.00      | 182.64         | 205.00     |
| <b>500-599</b> | 168.00-230.00      | 208.42         | 230.00     | <b>400-499</b> | 185.00-252.50      | 233.64         | 252.50     |
| <b>400-499</b> | 180.00-275.00      | 228.72         | 275.00     | <b>300-399</b> | 190.00-202.50      | 199.18         | 230.00     |
| <b>399-</b>    | 142.50-255.00      | 219.50         | 282.50     | <b>299-</b>    | 220.00-255.00      | 146.37         | 255.00     |

**LIVE CATTLE EXPORTS-ONTARIO**

|  | <b>Week ending Aug 10, 2019</b> | <b>Week ending Aug 3, 2019</b> | <b>Year to Date</b> |
|--|---------------------------------|--------------------------------|---------------------|
| <b>Total live slaughter cattle exported from Ontario to the U.S.</b> | <b>2,034</b>                    | <b>1,764</b>                   | <b>79,551</b>       |
| <b>Steers &amp; Heifers &amp; Cows</b>                               | <b>1,782</b>                    | <b>1,472</b>                   | <b>70,193</b>       |
| <b>Bulls</b>   | <b>225</b>                      | <b>292</b>                     | <b>9,358</b>        |

**AVERAGE CARCASS WEIGHTS – CANADA**

|                     | <b>Steers</b> | <b>Heifers</b> |
|---------------------|---------------|----------------|
| <b>Aug 24, 2019</b> | 915           | 827            |
| <b>Aug 17, 2019</b> | 915           | 827            |
| <b>Aug 25, 2018</b> | 903           | 826            |

**FEDERALLY INSPECTED CANADIAN PROCESSING**

|                          | <b>Week Ending Aug 24, 2019</b> | <b># of hd change from week ago</b> | <b>YTD</b> | <b>% Change (Week Ago)</b> | <b>% Change (Year Ago)</b> |
|--------------------------|---------------------------------|-------------------------------------|------------|----------------------------|----------------------------|
| <b>Grand Total</b>       | 70,880                          | +4,787                              | 2,047,447  | +7%                        | +6%                        |
| <b>Western Slaughter</b> | 57,150                          | +4,568                              | 1,601,600  | +9%                        | +6%                        |
| <b>Eastern Slaughter</b> | 13,730                          | +219                                | 445,847    | +2%                        | +5%                        |

**USDA ESTIMATED CATTLE PROCESSING VOLUME**

|                    | <b>Week Ending August 31, 2019</b> | <b>Previous Week</b> | <b>Year Ago</b> |
|--------------------|------------------------------------|----------------------|-----------------|
| <b>Grand Total</b> | 644,000                            | 654,000              | 645,000         |

### ALBERTA DIRECT TRADE

For the week ending August 29, 2019

|                |                 |        |                 |               |
|----------------|-----------------|--------|-----------------|---------------|
| <b>Steers</b>  | Live <b>FOB</b> | 141.00 | Rail <b>FOB</b> | 232.75-237.50 |
| <b>Heifers</b> | Live <b>FOB</b> | N/T    | Rail <b>FOB</b> | 234.00-237.50 |

### U.S. TRADE (U.S. funds)

For the week ending August 29, 2019

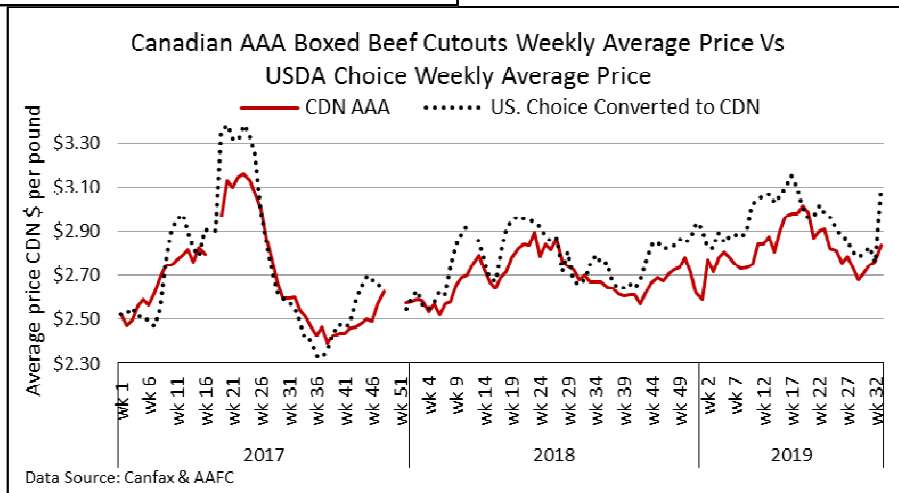
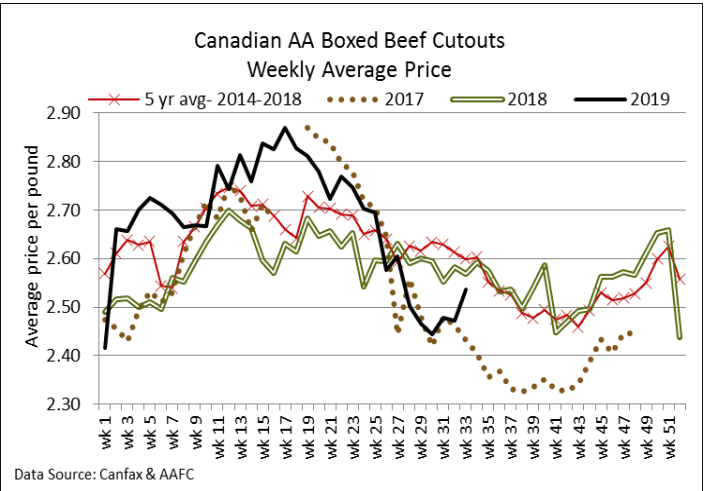
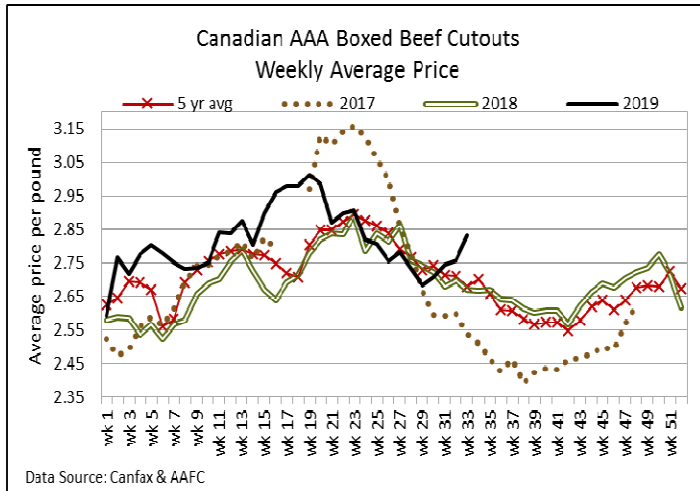
|  |      |               |
|--|------|---------------|
| <b>Choice and Select Steers and Heifers:</b> | Live | 102.00-111.00 |
|  | Rail | 165.00-175.00 |

### QUEBEC ELECTRONIC AUCTION MARKET (F.O.B. THE FEEDLOT)

|                                     |              |               |                              |       |
|-------------------------------------|--------------|---------------|------------------------------|-------|
| For the week ending August 29, 2019 | <b>Price</b> | 232.00-233.75 | <b>Change from Last Week</b> | +0.64 |
|-------------------------------------|--------------|---------------|------------------------------|-------|

### CANADIAN BOXED BEEF CUT-OUT VALUES

| Week Ending  | AAA    | AA     |
|--------------|--------|--------|
| Aug 16, 2019 | 2.8332 | 2.5369 |
| Aug 9, 2019  | 2.7585 | 2.4770 |
| Aug 2, 2019  | 2.7458 | 2.4718 |



### U.S. BOXED BEEF CUT-OUT VALUES (U.S. funds)

|                                  |                |                |
|----------------------------------|----------------|----------------|
|                                  | <b>Choice</b>  | <b>Select</b>  |
|                                  | <b>600-900</b> | <b>600-900</b> |
| <b>Current Five Day Average:</b> | 235.50         | 211.93         |

### BEEF EXPORTS – CANADA

|       | <b>United States</b><br>Jan 1- June 30 | Change from last year YTD | <b>Mexico</b><br>Jan 1- June 30 | Change from last year YTD |
|-------|--|---------------------------|---------------------------------|---------------------------|
| Total | 155,536 tonnes                         | +12% or +16,098 tonnes    | 7,172 tonnes                    | -2% or -149 tonnes        |

### LIVE CATTLE – CANADA

| <b>IMPORTS</b> |        | Import % change<br>from 2018 YTD | <b>EXPORTS</b>                    |         | Export % change<br>from 2018 YTD |
|----------------|--------|----------------------------------|-----------------------------------|---------|----------------------------------|
| Jan 1- June 30 |        |                                  | Jan 1- Aug 17, 2019               |         |                                  |
| Pure bred      | 2,045  | -36%                             | Slaughter steers & heifers & cows | 289,537 | +26%                             |
| Non-pure bred  | 90,240 | +45%                             | Feeder cattle & calves            | 157,318 | +9%                              |
|                |        |                                  | Bulls                             | 26,423  | -2%                              |

### BEEF PRODUCTION – CANADA

|         | Jan 1 – Aug 24/19 | Last Year Same Time | % Change |
|---------|-------------------|---------------------|----------|
| Fed     | 677,267 tonnes    | 626,958 tonnes      | +8%      |
| Non-fed | 114,818 tonnes    | 110,989 tonnes      | +3%      |

### BEEF IMPORTS – CANADA

|                         | Jan 1 – Aug 24/19 | Last Year Same Time | % Change |
|-------------------------|-------------------|---------------------|----------|
| United States           | 69,979 tonnes     | 80,712 tonnes       | -13%     |
| Non-CUSMA               | 25,023 tonnes     | 33,317 tonnes       | -25%     |
| EU-28 (beef/veal total) | 3,436 tonnes      | 1,313 tonnes        | +162%    |
| Total                   | 103,684 tonnes    | 212,038 tonnes      | -14%     |

### CHICAGO MERCANTILE EXCHANGE

Closing quotes on futures today were as follows:

| <b>Live Cattle</b> |              | <b>Feeder Cattle</b> |              | <b>Corn</b> |            | <b>Soybeans</b> |            | <b>Canadian \$</b> |             |
|--------------------|--------------|----------------------|--------------|-------------|------------|-----------------|------------|--------------------|-------------|
| <b>Oct</b>         | 98.92 -0.87  | <b>Sep</b>           | 132.40 -1.00 | <b>Sep</b>  | 3.580 -1.6 | <b>Sep</b>      | 8.570 +0.6 | <b>Spot</b>        | 75.07 -0.10 |
| <b>Dec</b>         | 103.67 -0.57 | <b>Oct</b>           | 130.80 -1.17 | <b>Dec</b>  | 3.696 -1.4 | <b>Nov</b>      | 8.690 +0.4 | <b>Sep</b>         | 75.08 -0.11 |
| <b>Feb</b>         | 109.02 -0.95 | <b>Nov</b>           | 130.32 -1.60 | <b>Mar</b>  | 3.822 -1.0 | <b>Jan</b>      | 8.820 +0.4 | <b>Dec</b>         | 75.16 -0.12 |
| <b>Apr</b>         | 111.17 -1.22 | <b>Jan</b>           | 128.50 -1.95 | <b>May</b>  | 3.900 -0.6 | <b>Mar</b>      | 8.942 +0.2 | <b>Mar</b>         | 75.22 -0.12 |
| <b>Jun</b>         | 104.40 -0.97 | <b>Mar</b>           | 128.05 -2.10 | <b>Jul</b>  | 3.970 -0.2 | <b>May</b>      | 9.044 -0.2 | <b>Jun</b>         | 75.24 -0.12 |
| <b>Aug</b>         | 102.47 -1.00 | <b>Apr</b>           | 128.92 -2.35 | <b>Sep</b>  | 3.992 +0.0 | <b>Jul</b>      | 9.142 -0.4 | <b>Sep</b>         | 75.25 -0.12 |

Beef Farmers of Ontario, 130 Malcolm Road, Guelph, ON N1K 1B1 Phone: (519) 824-0334 Fax: (519) 824-9161 or email: [markets@ontariobeef.com](mailto:markets@ontariobeef.com)

### UPCOMING FALL STOCKER AND FEEDER SALES

|        |          |                                       |  |
|--------|----------|---------------------------------------|--|
| Aug 31 | 1:00 pm  | Maple Hill Auctions Ltd               | Ontario Autumn Angus Classic Sale              |
| Sep 6  | 7:00 pm  | Cargill Auction Market                | Charolais & Exotic Cross Yearling Sale         |
| Sep 7  | 8:30 am  | Rainy River Cattlemen's Sale          | Majority Yearlings & Some Early Calves, Cows   |
| Sep 12 | 11:00 am | Ontario Stockyards Inc                | Special Fall Yearling Sale (with regular sale) |
| Sep 17 | 10:00 am | Algoma Co-op Livestock Sale-Thessalon | Yearlings- 90% Vaccinated                      |
| Sep 18 | 1:00 pm  | Ontario Livestock Exchange            | Special Heifer Stocker Sale                    |
| Sep 20 | 11:00 am | Community Livestock Exchange          | Quinte Cattlemen's Sale-90% Vaccinated         |
| Sep 21 | 11:00 am | Denfield Livestock Exchange           | Stockers & Bred Cow & Cow/calf Pairs           |
| Sep 21 | 1:00 pm  | Maple Hill Auctions Ltd               | Ontario Autumn Simmental Classic Sale          |

### **Comments for the week ending August 29, 2019**

333 fed steers and heifers sold through auction markets this week, down 36 from last week and 39 more than last year at this time. Fed steers traded from \$127.83-\$146.68 averaging \$138.18, down \$0.78 from last week and \$5.16 stronger than this time last year. Fed heifers sold from \$117.95-\$142.39 averaging \$133.19 up \$3.76 from last week and \$7.77 stronger than year ago prices. Auction markets reported trade was steady to fully steady and up \$2.00-\$3.00 cwt in areas. By mid-week trade was fully steady to slightly stronger and ended the week holding steady.

The Ontario railgrade market started out holding steady to the end of last week with steers reported at \$235.00 dressed, with heifers from \$234.00-\$235.00. Prices held steady into Monday, but by Wednesday prices had improved to \$235.00-\$238.00 dressed for steers and \$234.00-\$237.00 for heifers. Overall averages this week are down \$0.50 for steers and \$0.75 for heifers, from last week. Compared to this time last year, prices are \$5.50 cwt stronger.

The fed/cull cow market saw about steady receipts of 2,115 head this week, up 10 from last week, but 75 less than this time last year. Cows sold from \$58.50-\$89.48 averaging \$72.70 down \$2.97 from last week on average, but \$11.50 stronger than year ago prices. Auction markets reported trade as steady to barely steady, but by Wednesday cows were selling on a good demand at stronger prices. The market ended the week at barely steady prices.

There were 3,878 stocker and feeder cattle sold through auction markets this week, up 318 from last week but 276 less than the same time last year. Auction markets reported trade as active at steady prices with one market noting yearlings fully steady to \$2.00 cwt higher mid-week. As the week progressed trade was active with prices up to \$5.00-\$7.00 cwt higher on all classes. Actual average prices this week for steers 400-500 lbs were up \$12.20 from last week, 500-600 lbs up \$4.47, 600-700 lbs up \$3.46, 700-800 lbs up \$12.86, 800-900 lbs up \$4.48, 900-1000 lbs up \$3.04 while steers 1000 lbs and over averaged \$1.36 below last week's weighted average price. Heifers from 300-400 lbs were down \$16.31 from last week, 400-500 lbs down \$3.56, 500-600 lbs down \$9.80, 600-700 lbs down \$1.54, 700-800 lbs up \$1.74, 800-900 lbs up \$7.68 and heifers 900 lbs and over averaged \$2.96 lower than last week's weighted average prices.

The Quebec electronic market this week ranged from \$232.00-\$233.75 dressed, up \$0.64 from the previous week on average.

Alberta direct trade was reported by Canfax as very limited on Wednesday with only a few cattle trading at \$141.00 cwt live, up \$1.00 from last week. On a dressed basis a light trade was noted at \$239.00 delivered which is steady to last week. Thursday light trade developed at easier prices. Canfax reports: "light trade developed with dressed sales reported from 235.00-238.00 delivered. Sales are 1.00-4.00 lower than prices seen on Wednesday and 1.00-2.00 lower than the previous week. Buyers were indicating cattle that they bought this week would not be lifted for 3-4 weeks. Using a 106.00 Nebraska price, Alberta fed prices are trading par to a slight premium against the Nebraska market."

The US cash cattle trade for the week ending August 23<sup>rd</sup> saw live deals in the south mostly \$105.00-\$106.00, generally steady to \$1.00 higher than the previous week's weighted average price. Live trade in the North was noted around \$108.00-109.00, roughly \$2.00-\$3.00 higher than the previous week's prices. Dressed deals ranged from \$170.00-\$178.00, majority \$175.00, approximately \$4.50 higher than the previous week's average prices.

This week, on Monday, a couple of hundred head sold in Nebraska from \$172.00-\$175.00 dressed which is steady to \$3.00 lower than last week's weighted average, but not enough sold to establish a trade for the week. 2,000 head also sold Monday in Colorado at \$106.50 live, down \$2.00 from last week's northern trade. Tuesday, a few cattle traded in the north from \$108.00-\$110.00 live which is steady to last week, while a few deals on the rail were reported from \$172.00-\$174.00 dressed, down \$2.00 from last week. On Wednesday, At the Fed Cattle Exchange online auction, there were 734 head on offer, in 5 lots. Three lots in the south were asking \$105.00-\$106.00 but received no bids. Two lots in the north with delivery in 1-17 days were asking \$106.00 live, with both lots selling at that price which is easier than last week's northern trade. On the cash market Wednesday, a couple of deals surfaced from \$103.00-\$104.00 live in Kansas, down \$2.00-\$3.00 cwt, and \$172.00-\$175.00 dressed in Nebraska and Iowa, steady to \$3.00 lower, but not enough to establish a market. Thursday a light to moderate trade developed in the north with easier prices. Iowa saw cattle selling from \$107.00-\$109.00 live and \$172.00-\$175.00 dressed while trade in Nebraska was mostly \$106.00 live and \$165.00-\$175.00 dressed, mostly \$170.00, down \$5.00 from last week. Business in the south was at a standstill as sellers passed bids of \$104.00 live. This morning, trade in the south surfaced at \$103.00 live, down \$3.00 from last week. Asking prices now reported at \$107.00-\$108.00 live in the south and \$178.00-\$180.00 dressed in the north, however business appears to be finished with light volumes traded. So far this week overall trade is \$1.00-\$3.00 cwt lower on a live basis, while dressed deals were down \$4.00-\$5.00 from last week on average.