



## Weekly Market Information Report for the week ending Thursday September 19, 2019

The following information is collected from various sources and disseminated by Beef Farmers of Ontario.

### ONTARIO DIRECT TO PACKER RAILGRADE CATTLE TRADE

Prices are on a carcass weight basis before grade and weight discounts. Weekly Range:

<b>A Grade Steers</b>	232.00-234.00- limited packer interest
<b>A Grade Heifers</b>	232.00-234.00- limited packer interest

### ONTARIO LIVE CATTLE TRADE

Ontario auction sales this week saw weighted average price ranges for:

FED CATTLE	Volume	Price Range	Average	Top	Last Week Avg
Large Frame Steers +1250	87	121.80-148.84	135.05	187.00	131.82
Medium Frame Steers +1250	81	122.00-154.62	133.75	189.00	130.52
Large & Medium Frame Steers +1250	168	117.04-150.29	133.42	189.00	132.24
Large Frame Heifers +1000	45	101.84-132.20	118.74	148.00	129.58
Medium Frame Heifers +1000	84	107.19-133.45	124.32	159.00	132.80
Large & Medium Frame Heifers +1000	129	99.80-131.36	121.42	159.00	132.25
Fed steers, Dairy & Dairy Cross +1250	68	95.43-107.80	101.97	115.00	104.59
Fed heifers, Dairy & Dairy Cross +1000	74	70.55-95.36	83.47	104.00	82.26
Cows - All Weights	2,178	52.50-80.05	65.73	125.00	70.68
Bulls - All Weights	189	77.71-105.80	91.91	131.00	95.26

### STOCKERS - Large and Medium Frame

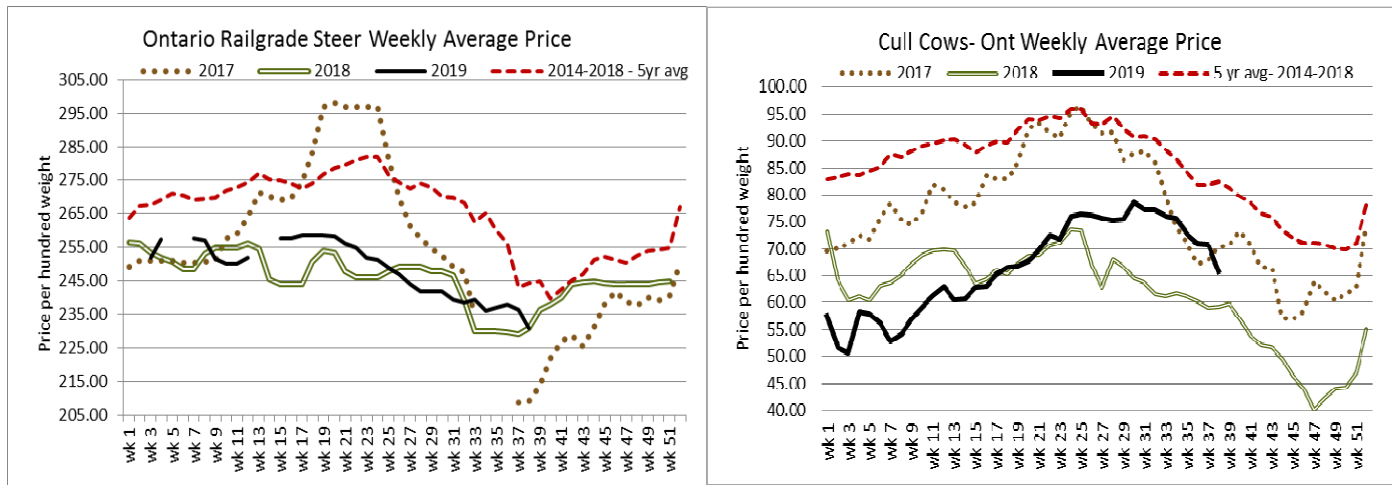
STEERS	Volume	Price Range	Average	Top	Last Week Avg
1000+	983	157.36-180.17	168.97	185.50	167.91
900-999	726	170.94-186.64	180.28	195.50	178.86
800-899	403	170.18-192.20	183.35	204.50	183.18
700-799	356	160.29-200.12	185.79	217.00	182.75
600-699	406	165.71-217.74	195.18	228.00	197.47
500-599	306	169.95-233.96	209.99	250.00	210.24
400-499	196	178.87-240.48	219.25	255.00	223.14
-399	81	161.72-236.45	205.88	305.00	221.99

HEIFERS	Volume	Price Range	Average	Top	Last Week Avg
+900	520	138.34-162.78	150.93	178.25	148.41
800-899	436	142.32-169.57	159.77	179.00	166.60
700-799	518	148.17-183.57	169.08	191.25	164.51
600-699	376	140.81-177.87	163.31	191.50	166.06
500-599	251	130.49-188.58	167.71	229.99	167.99
400-499	140	138.94-197.52	168.66	239.00	180.09
300-399	47	152.41-190.68	173.39	226.00	192.72
-299	21	150.78-183.76	162.39	230.00	176.80

At Kawartha Lakes Community Sale Barn, September 14, 2019- 148 cows, 17 bulls, 58 stockers, 66 veal

	Price Range	Avg.	Top
Cows	60.00-87.50	70.18	96.50
Bulls over 1600 lbs	96.00-113.00	102.39	113.00
Veal over 600 lbs	65.00-112.50	89.90	118.00
Veal 125-300 lbs	57.50-245.00	119.60	245.00



**Denfield Livestock Exchange Inc., September 17, 2019: 92 Fed Cattle, 25 Veal, 4 Bulls, 82 Cows**

	Price Range	Average	Top
Large & Medium Frame Fed Steers +1250 lbs	100.00-161.50	132.96	189.00
Large & Medium Frame Fed Heifers +1000 lbs	88.00-130.00	119.31	159.00
Fed Heifers, Dairy & Dairy Cross	71.50-85.50	80.00	85.50
Cows	57.50-79.50	67.91	89.00
Veal over 600 lbs	92.00-124.00	111.25	124.00

**At Aylmer Stockyards Inc.: September 18, 2019- 49 Veal, 173 Cows, 25 Fed Cattle, 4 stockers, 3 bulls**

	Price Range	Average	Top
Fed heifers, dairy and dairy cross 100+ lbs	64.00-102.49	86.69	102.49
Cows	41.99-81.99	66.70	81.99
Veal over 600 lbs	93.00-129.00	108.60	129.00

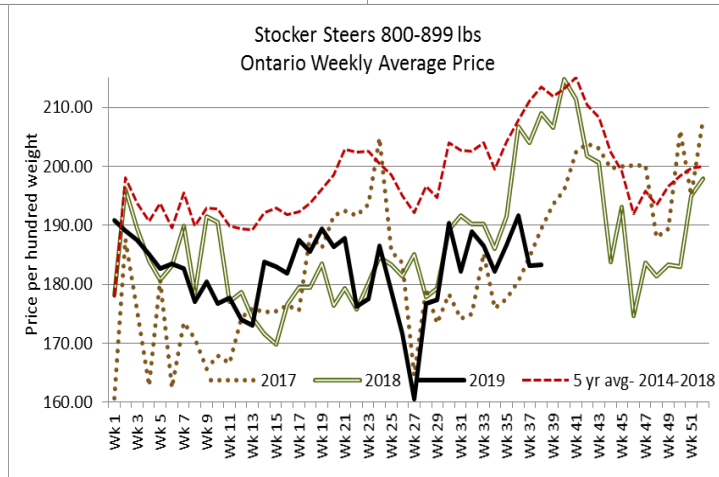
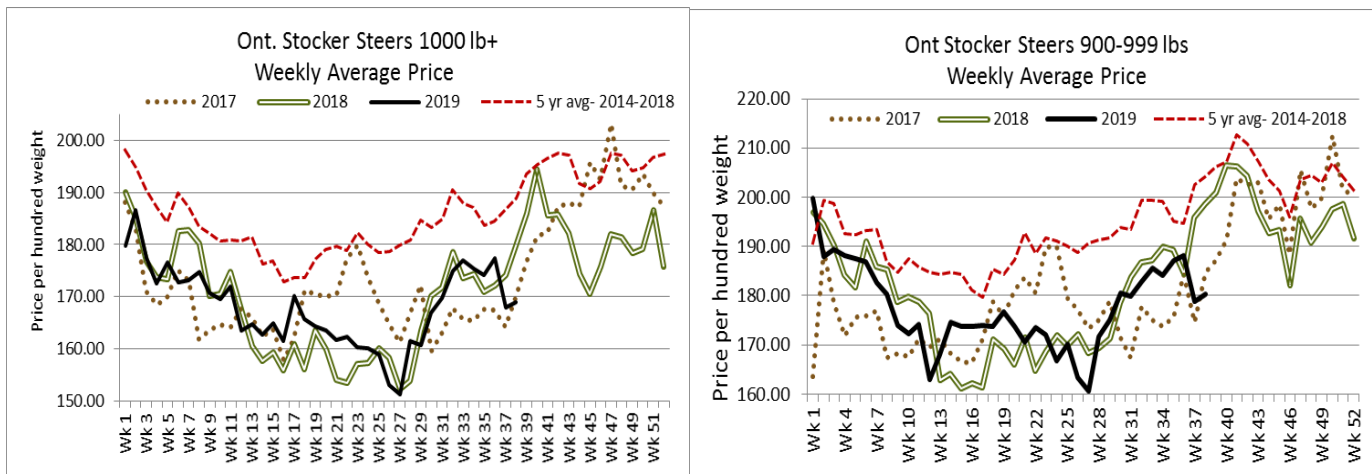
**ONTARIO STOCKER AND FEEDER TRADE**

**Stocker sale at Brussels Livestock: September 13, 2019 – 1,576 Stockers**

Steers	Price Range	Average	Top	Heifers	Price Range	Average	Top
1000+	150.00-178.25	164.91	179.75	900+	140.00-165.50	152.00	166.00
900-999	173.00-188.25	180.95	194.00	800-899	139.00-174.00	161.15	174.00
800-899	160.25-195.50	182.58	198.50	700-799	153.00-189.50	172.30	189.50
700-799	170.00-201.00	193.46	217.00	600-699	135.00-174.00	158.85	180.50
600-699	175.00-227.00	204.15	228.00	500-599	142.00-188.00	171.82	197.00
500-599	198.00-241.00	219.66	241.00	400-499	146.00-190.00	165.91	230.00
400-499	205.00-240.00	220.12	240.00	300-399	154.00-185.00	166.11	185.00
399-	204.00-235.00	222.56	240.00				

**Stocker sale at: Community Livestock Exchange: September 17, 2019– 187 Stockers**

Steers	Price Range	Average	Top	Heifers	Price Range	Average	Top
600-699	110.00-214.99	168.79	214.99	800-899	80.00-136.00	120.50	136.00
500-599	130.00-239.99	200.40	239.99	700-799	60.99-125.00	104.40	140.99
400-499	135.00-237.99	213.39	237.99	600-699	107.00-162.50	131.49	162.50
				500-599	90.00-185.00	150.69	185.00
				400-499	112.50-210.00	154.80	210.00



Stocker sale at **Keady Livestock Market, September 17, 2019- 1,167** stockers

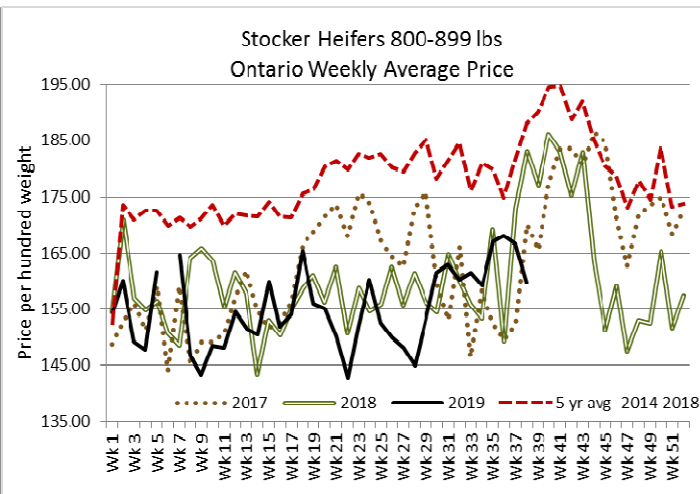
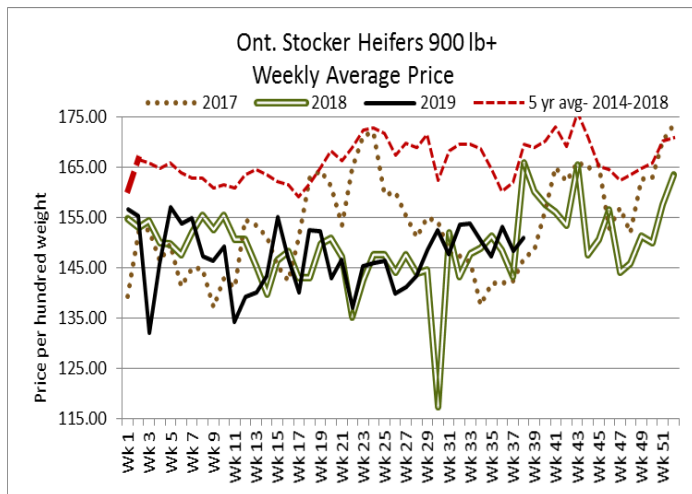
<b>Steers</b>	<b>Price Range</b>	<b>Average</b>	<b>Top</b>	<b>Heifers</b>	<b>Price Range</b>	<b>Average</b>	<b>Top</b>
<b>1000+</b>	158.00-180.00	173.51	180.00	<b>900+</b>	130.00-178.25	165.20	178.25
<b>900-999</b>	163.00-187.00	177.03	189.75	<b>800-899</b>	146.00-179.00	171.01	179.00
<b>800-899</b>	184.00-192.50	187.58	192.50	<b>700-799</b>	152.50-190.75	179.33	190.75
<b>700-799</b>	164.00-208.00	192.62	208.00	<b>600-699</b>	149.00-191.50	180.88	191.50
<b>600-699</b>	188.00-215.00	202.37	215.00	<b>500-599</b>	151.00-193.00	173.98	198.00
<b>500-599</b>	155.00-231.00	209.15	245.00	<b>400-499</b>	80.00-205.00	168.29	205.00
<b>400-499</b>	190.00-255.00	240.91	255.00				

Stocker sale at: **Renfrew Pontiac Livestock: September 17, 2019 – 197** Stockers

<b>Steers</b>	<b>Price Range</b>	<b>Average</b>	<b>Top</b>	<b>Heifers</b>	<b>Price Range</b>	<b>Average</b>	<b>Top</b>
<b>700-799</b>	110.00-200.00	164.59	200.00	<b>600-699</b>	110.00-175.00	148.79	175.00
<b>600-699</b>	142.50-227.99	192.99	227.99	<b>500-599</b>	136.00-177.00	160.09	229.99
<b>500-599</b>	132.00-237.00	217.89	237.00	<b>400-499</b>	142.99-175.00	170.10	175.00
<b>400-499</b>	177.00-243.00	225.49	243.00	<b>300-399</b>	155.00-189.99	181.29	189.99
<b>399 or less</b>	144.99-233.00	204.80	233.00				

Stocker sale at **Ontario Livestock Exchange: September 18, 2019 – 713** Stockers

<b>Steers</b>	<b>Price Range</b>	<b>Average</b>	<b>Top</b>	<b>Heifers</b>	<b>Price Range</b>	<b>Average</b>	<b>Top</b>
<b>1000+</b>	156.00-185.50	168.4	185.50	<b>900+</b>	150.00-163.00	154.77	163.00
<b>900-999</b>	169.00-195.50	186.34	195.50	<b>800-899</b>	155.00-169.50	163.08	169.50
<b>800-899</b>	179.50-180.50	179.68	180.50	<b>700-799</b>	141.00-166.00	156.38	166.00
<b>700-799</b>	135.00-183.00	167.00	183.00	<b>600-699</b>	121.00-156.00	139.83	156.00



Stocker sale at: **Ontario Livestock Exchange, September 19, 2019– 405 Stockers**

Steers	Price Range	Average	Top	Heifers	Price Range	Average	Top
1000+	105.00-137.50	119.58	137.50	900+	105.00-119.00	113.91	119.00
900-999	112.50-144.00	135.67	144.00	800-899	115.00-141.00	129.25	141.00
800-899	160.00-185.00	169.14	185.00	700-799	121.00-150.00	130.00	150.00
700-799	150.00-209.00	173.70	209.00	600-699	100.00-150.00	133.57	150.00
600-699	134.00-199.00	177.63	202.50	500-599	80.00-167.50	136.00	167.50
500-599	167.50-197.50	185.23	197.50	400-499	142.50-160.00	152.72	200.00
400-499	167.50-215.00	203.41	215.00	300-399	117.50-155.00	138.57	195.00
399-	175.00-265.00	231.25	265.00	299-	132.50-180.00	144.64	180.00

Stocker sale at **Ontario Stockyards Inc., September 19, 2019– 782 Stockers**

Steers	Price Range	Average	Top	Heifers	Price Range	Average	Top
1000+	107.00-156.00	128.51	156.00	900+	117.50-157.00	139.13	157.00
900-999	160.00-181.00	174.54	181.00	800-899	147.00-166.00	158.16	166.00
800-899	143.00-185.50	173.14	185.50	700-799	145.00-191.25	167.32	191.25
700-799	154.00-191.50	176.85	191.50	600-699	148.50-182.00	166.77	191.00
600-699	176.00-217.50	198.33	227.50	500-599	150.00-206.00	188.24	206.00
500-599	187.50-250.00	222.58	250.00	400-499	160.00-239.00	195.61	239.00
400-499	202.00-248.00	234.42	250.00	300-399	157.50-226.00	198.05	226.00

Stocker sale at: **Ottawa Livestock Exchange, September 19, 2019– 128 Stockers**

Steers	Price Range	Average	Top	Heifers	Price Range	Average	Top
700-799	138.00-170.00	150.89	170.00	500-599	77.00-186.00	147.73	186.00
600-699	90.00-206.00	147.33	206.00	400-499	130.00-190.0	155.23	190.00
500-599	150.00-215.00	186.29	220.00	300-399	182.00-194.00	190.00	194.00
400-499	80.00-248.00	181.00	248.00				
300-399	52.00-218.00	142.83	234.00				

**ONTARIO STOCKER & FEEDER TRADE SPECIAL FALL SALES**

Stocker sale at: **Maple Hill Auctions Ltd- 677 Stockers**

Steers	Price Range	Average	Top	Heifers	Price Range	Average	Top
1000+	181.75-183.00	182.25	183.00	900+	172.00- 23 hd		
900-999	183.00-187.00	185.39	190.00	800-899	170.00-175.00	171.25	175.00
800-899	193.50-204.50	198.41	204.50	700-799	175.00-185.00	180.73	189.50
700-799	190.00-212.75	206.76	212.75	600-699	182.00-190.00	188.18	190.00
600-699	212.75-215.25	214.76	215.25	500-599	180.00-186.50	183.00	190.00
500-599	215.00-220.00	216.43	220.00				

Stocker sale at: **Algoma Cooperative Livestock Sales, Thessalon, September 17, 2019- 900** stockers

Steers	Price Range	Avg Price	Heifers	Price Range	Avg Price
1000+	140.00-156.00	150.00	900+	119.00-157.00	146.00
900-999	126.00-182.00	175.00	800-899	133.00-167.00	157.00
800-899	148.00-195.50	186.00	700-799	100.00-183.50	168.00
700-799	193.00-207.00	202.00	600-699	103.00-166.00	140.00
600-699	140.00-207.50	201.00	500-599	1 lot @ 130.00	
500-599	169.00-192.00	186.00			

**LIVE CATTLE EXPORTS-ONTARIO**

	Week ending Aug 31, 2019	Week ending Aug 24, 2019	Year to Date
Total live slaughter cattle exported from Ontario to the U.S.	1,881	2,201	85,697
Steers & Heifers & Cows	1,604	1,752	75,397
Bulls	277	449	10,300

**AVERAGE CARCASS WEIGHTS – CANADA**

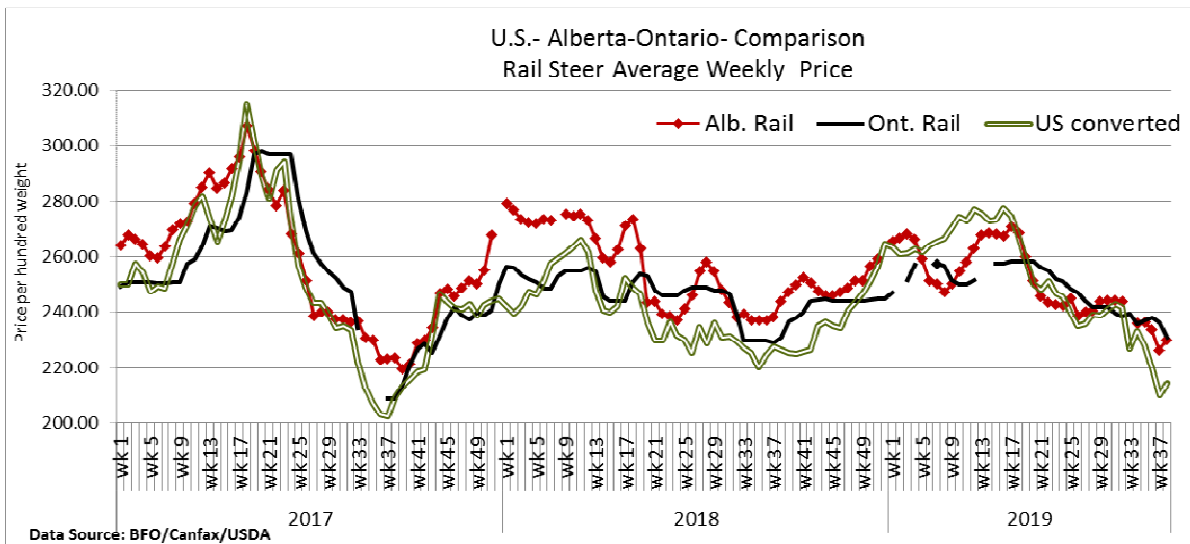
	Steers	Heifers
Sept 14, 2019	927	837
Sept 7, 2019	924	839
Sept 15, 2019	922	833

**FEDERALLY INSPECTED CANADIAN PROCESSING**

	Week Ending Sept 14, 2019	# of hd change from week ago	YTD	% Change (Week Ago)	% Change (Year Ago)
Grand Total	65,740	+7,874	2,236,679	+14%	+5%
Western Slaughter	52,869	+5,396	1,754,115	+11%	+6%
Eastern Slaughter	12,871	+2,478	482,564	+24%	+4%

**USDA ESTIMATED CATTLE PROCESSING VOLUME**

	Week Ending September 21, 2019	Previous Week	Year Ago
Grand Total	658,000	629,000	653,000



### ALBERTA DIRECT TRADE

For the week ending September 19, 2019

<b>Steers</b>	Live <b>FOB</b>	136.25	Rail <b>FOB</b>	224.50-231.00
<b>Heifers</b>	Live <b>FOB</b>	N/T	Rail <b>FOB</b>	224.50-227.50

### U.S. TRADE (U.S. funds)

For the week ending September 19, 2019

<b>Choice and Select Steers and Heifers:</b>	Live	100.00-103.00
	Rail	159.00-165.00

### QUEBEC ELECTRONIC AUCTION MARKET (F.O.B. THE FEEDLOT)

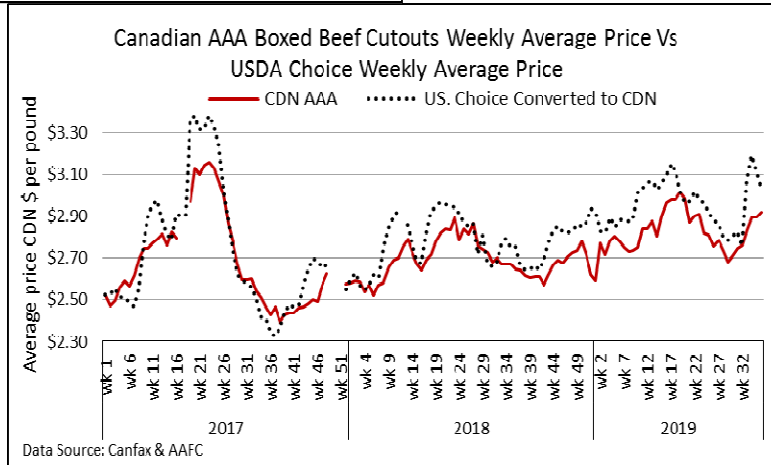
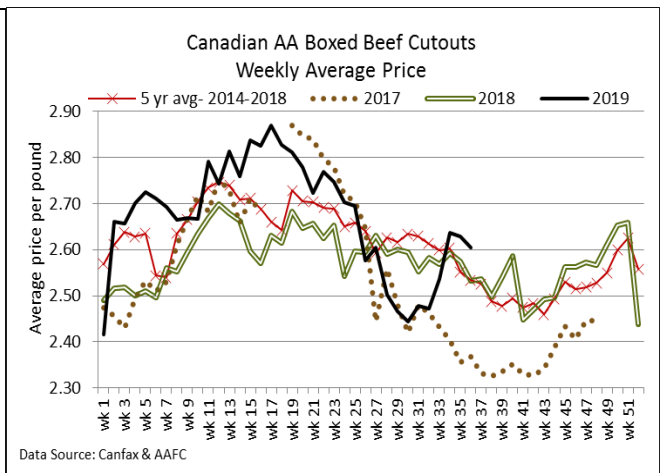
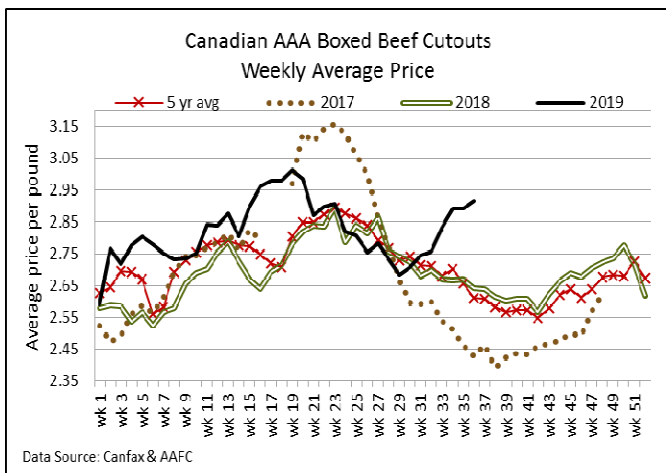
	<b>Price</b>	<b>Change from Last Week</b>
For the week ending September 19, 2019	226.00-232.00	-3.32

### CANADIAN BOXED BEEF CUT-OUT VALUES

Week Ending	AAA	AA
September 6, 2019	2.9190	2.6053
August 30, 2019	2.8927	2.6283
August 23, 2019	2.8929	2.6373

### U.S. BOXED BEEF CUT-OUT VALUES (U.S. funds)

	Choice 600-900	Select 600-900
Current Five Day Average:	219.54	194.64





### BEEF EXPORTS – CANADA

	<b>United States</b> Jan 1- July 31	<b>Change from last year YTD</b>	<b>Mexico</b> Jan 1- July 31	<b>Change from last year YTD</b>
Total	182,104 tonnes	+10% or +16,061 tonnes	8,631 tonnes	0% or -6 tonnes

### LIVE CATTLE – CANADA

<b>IMPORTS</b>		<b>Import % change</b> from 2018 YTD	<b>EXPORTS</b>		<b>Export % change</b> from 2018 YTD
Jan 1- July 31			Jan 1- Sept 7, 2019		
Pure bred	2,346	-40%	Slaughter steers & heifers & cows	312,240	+24%
Non-pure bred	106,150	+40%	Feeder cattle & calves	162,930	+10%
			Bulls	30,772	+2%

### BEEF PRODUCTION – CANADA

	Jan 1 – Sept 14/19	Last Year Same Time	% Change
Fed	743,510 tonnes	688,855 tonnes	+8%
Non-fed	123,408 tonnes	120,470 tonnes	+2%

### BEEF IMPORTS – CANADA

	Jan 1 – Sept 14/19	Last Year Same Time	% Change
United States	75,380 tonnes	86,699 tonnes	-13%
Non-CUSMA	26,887 tonnes	34,980 tonnes	-23%
EU-28 (beef/veal total)	3,715 tonnes	1,430 tonnes	+160%
Total	111,672 tonnes	129,364 tonnes	-14%

### CHICAGO MERCANTILE EXCHANGE

Closing quotes on futures today were as follows:

<b>Live Cattle</b>		<b>Feeder Cattle</b>		<b>Corn</b>		<b>Soybeans</b>		<b>Canadian \$</b>	
<b>Oct</b>	99.35 -0.45	<b>Sep</b>	140.32 +0.37	<b>Dec</b>	3.706 -2.0	<b>Nov</b>	8.826 -10.2	<b>Spot</b>	75.31 -0.11
<b>Dec</b>	105.15 -0.67	<b>Oct</b>	139.20 +0.27	<b>Mar</b>	3.816 -2.2	<b>Jan</b>	8.964 -9.4	<b>Dec</b>	75.39 -0.15
<b>Feb</b>	112.07 -0.45	<b>Nov</b>	137.02 -0.22	<b>May</b>	3.894 -2.2	<b>Mar</b>	9.086 -9.4	<b>Mar</b>	75.46 -0.14
<b>Apr</b>	115.62 -0.27	<b>Jan</b>	133.85 -0.45	<b>Jul</b>	3.952 -2.2	<b>May</b>	9.182 -9.4	<b>Jun</b>	75.46 -0.14
<b>Jun</b>	108.42 -0.27	<b>Mar</b>	132.95 -0.42	<b>Sep</b>	3.966 -3.0	<b>Jul</b>	9.286 -8.6	<b>Sep</b>	75.45 -0.13
<b>Aug</b>	106.60 -0.22	<b>Apr</b>	134.10 -0.47	<b>Dec</b>	4.020 -3.0	<b>Aug</b>	9.324 -8.2	<b>Dec</b>	75.44 -0.12

Beef Farmers of Ontario, 130 Malcolm Road, Guelph, ON N1K 1B1 Phone: (519) 824-0334 Fax: (519) 824-9161 or email: [markets@ontariobeef.com](mailto:markets@ontariobeef.com)

### OBCFPP LICENCE CHANGES

#### Now Licenced: Country Dealer

Beretta Farms Cattle LP, o/a One Earth Farms Corp, 80 Galaxy Blvd, Unit 5, Etobicoke ON M9W 4C3

### UPCOMING FALL STOCKER AND FEEDER SALES

Sep 21	11:00 am	Denfield Livestock Exchange	Stockers & Bred Cow & Cow/calf Pairs
Sep 21	1:00 pm	Maple Hill Auctions Ltd	Ontario Autumn Simmental Classic Sale
Sep 25	10:00 am	Kawartha Lakes Community Sale Barn	Fall Stocker Sale
Sep 25	2:00 pm	Vankleek Hill Livestock Exchange	Fall Stocker Sale
Sep 27	9:00 am	Keady Livestock Market	Grass Yearling Sale- overnight stand
Sep 27	7:00 pm	Cargill Auction Market	Charolais & Exotic Cross Yearling Sale
Sep 28	8:30 am	Rainy River Cattlemen's Sale-Stratton	Majority Spring Calves, Some Yearlings, Cows
Sep 28	1:00 pm	Maple Hill Auctions Ltd	Lone Spruce Hereford Dispersal
Oct 1	11:00 am	Ontario Stockyards Inc	Special Fall Yearling Sale
Oct 2	10:00 am	Kawartha Lake Community Sale Barn	Fall Stocker Sale
Oct 4	9:00 am	Keady Livestock Market	Grass Yearling Sale- Overnight Stand
Oct 4	7:00 pm	Cargill Auction Market	Charolais & Exotic Cross Yearling Sale
Oct 5	11:00 am	Denfield Livestock Exchange	Stockers & Bred Cow & Cow/calf Pairs

### **Comments for the week ending September 19, 2019**

There were 297 fed steers and heifers sold through auction markets this week, down 5 from last week and 108 more than this time last year. Fed steers ranged from \$117.04-\$150.29 with a weekly weighted average price of \$133.42, up \$1.18 from last week but \$3.33 below year ago prices. Fed heifers sold from \$99.80-\$131.36 averaging \$121.42 down \$10.83 from last week and \$6.61 lower than year ago prices. Auction markets reported a selective demand at prices \$2.00-\$3.00 lower and under pressure on the second cut, while the fancy and exotic cattle sold extremely well. By mid-week trade was barely steady and ended the week slightly easier with quality considered. Larger volumes of fancy steers were noted this week.

The Ontario railgrade market remained at a standstill with no bids or sales reported, until Thursday, where easier prices were reported at \$232.00-\$234.00 cwt on a dressed basis. Delivery was anywhere from next week to the week of October 7<sup>th</sup>. Prices this week averaged \$233.00 dressed, which is up \$2.00 from last year at this time for steers and \$3.00 stronger on the heifers.

The Canadian Boxed Beef Report by Kevin Grier for last week reported "The cut-out fell again on both sides of the border as the market takes back what was given in the Finney County fire surge. Production volumes in the U.S. are running normal and buyers continued to sit and wait for prices to decline. All the main primals took steep dives led by the middles." Noting Canadian spot availability Kevin states: "Production in Canada remains ample. The big packers are taking turns running on Saturday. Packers are not needy but buyers will be able to find whatever is needed. Packers will have more leverage on the ends than the middles, but buyers should be ok."

There were 2,178 fed/cull cows sold through auction markets this week, down 180 from last week and 300 more than the same time last year. Cows sold from \$52.50-\$80.05 with a weekly weighted average price of \$65.73, down \$4.95 from last week but \$6.61 stronger than year ago prices. Auction markets reported prices as under pressure with easier to lower prices. By mid-week trade continued under pressure at lower prices, but by Thursday sales were holding steady to the week's decline.

5,766 stocker and feeder cattle sold through auction markets this week, down 261 from last week and 1,705 more than the same week last year. Early trade was reported by auction markets with calves and grass cattle selling steady while yearlings were slightly easier. As the week progressed good quality cattle were selling actively at steady prices, while plainer types were under pressure. By mid-week, the heavier cattle were noted as selling on a steady to barely steady market, with heifers softer. The week ended with prices steady to strong on good quality cattle, while plainer types were under pressure. Actual average prices this week for steers 400-500 lbs were down \$3.89 from last week, 500-600 lbs down \$0.25, 600-700 lbs down \$2.29, 700-800 lbs up \$3.04, 800-900 lbs up \$0.17, 900-1000 lbs up \$1.42 and steers 1000 lbs and over averaged \$1.03 stronger than last week. Heifers from 300-400 lbs were down \$19.33 on average, on extremely light receipts, heifers 400-500 lbs down \$11.43, 500-600 lbs down \$0.28, 600-700 lbs down \$2.75, 700-800 lbs up \$4.57, 800-900 lbs down \$6.83 and heifers 900 lbs and over averaged \$2.52 stronger than last year at this time.

The Quebec electronic market this week ranged from \$226.00-\$232.00 cwt, down \$3.32 from last week's weighted average price.

Alberta direct trade did not develop until Wednesday with light to moderate reported by Canfax, with dressed deals steady to \$5.00 higher than last week from \$230.00-\$233.00 delivered. On Thursday trade was light with prices noted by Canfax at \$232.00 delivered on a dressed basis, which is up \$2.00-\$4.00 from last week. Prices overall for this week ranged from \$230.00-\$233.00 delivered while on a picked up basis, Canfax reported live steers at \$136.25 down \$0.34 on average, while dressed deals ranged from \$224.50-\$231.00



picked up, with steers averaging \$229.89 up \$3.47 and heifers \$226.74 down \$1.45 from last week. Canfax reports: "Buyers were indicating cattle that they bought this week would not be lifted for 3-4 weeks"

The US cash cattle trade for the week ending September 13th was easier. Final results posted by the USDA Mandatory Price Report listed sales for the week from \$97.00-\$104.00 live with steers averaging \$100.07 down \$1.66 from the previous week on average, while heifers averaged \$99.72 down \$0.89. On the rail trade ranged from \$157.00-\$163.00 dressed, with steers averaging \$159.17 down \$6.69, while heifers averaged \$158.98 down \$6.82. The north continues to sell at a premium over the south.

This week, the U.S. market has seen a few scattered deals from \$100.00-\$102.00 live, which is steady to \$2.00 higher, with a few dressed deals from \$160.00-\$162.00 which is also steady to slightly higher than last week. At the Fed Cattle Exchange online auction on Wednesday there were 1,229 head on offer, in 7 lots with delivery in 1-17 days on 2 lots with the remainder from 1-9 days. Asking prices ranged from \$101.00-\$102.00 live, with one lot of 132 steers from Kansas selling for 101.00 live, while another lot of 149 heifers from Texas sold at \$101.25. Prices were up \$2.00 from last week's weighted average prices. All other 5 lots received no bids. On Thursday, light trade developed with live sales in the south from \$100.00-\$101.00, mostly \$101.00 which is steady to Wednesday and \$2.00 stronger than last week. In the north, dressed deals ranged from \$160.00-\$165.00 mostly \$162.00-\$163.00 which is up \$3.00-\$4.00 cwt from last week. Today, bids are sitting at \$101.00 live in the south, and \$102.00 live and \$160.00 dressed in the north, but no sales have developed. Asking prices are sitting at \$103.00 live in the south and \$167.00 dressed in the north. We could see some clean up trade develop this afternoon.