



Weekly Market Information Report for the week ending Thursday September 26, 2019

The following information is collected from various sources and disseminated by Beef Farmers of Ontario.

ONTARIO DIRECT TO PACKER RAILGRADE CATTLE TRADE

Prices are on a carcass weight basis before grade and weight discounts. Weekly Range:

A Grade Steers	232.00-234.00- one packer not buying
A Grade Heifers	231.00-234.00- one packer not buying

ONTARIO LIVE CATTLE TRADE

Ontario auction sales this week saw weighted average price ranges for:

FED CATTLE	Volume	Price Range	Average	Top	Last Week Avg
Large Frame Steers +1250	67	98.61-136.69	123.83	150.00	135.05
Medium Frame Steers +1250	73	120.43-138.66	128.65	149.00	133.75
Large & Medium Frame Steers +1250	140	115.51-142.97	130.37	150.00	133.42
Large Frame Heifers +1000	82	121.46-140.68	131.47	148.00	118.74
Medium Frame Heifers +1000	75	111.44-133.09	124.20	149.50	124.32
Large & Medium Frame Heifers +1000	157	114.01-138.96	128.84	149.50	121.42
Fed steers, Dairy & Dairy Cross +1250	65	101.12-109.86	104.72	113.50	101.97
Fed heifers, Dairy & Dairy Cross +1000	84	74.67-100.66	86.06	105.50	83.47
Cows - All Weights	2,333	49.13-77.15	62.43	116.00	65.73
Bulls - All Weights	113	78.67-99.96	90.27	120.50	91.91

STOCKERS - Large and Medium Frame

STEERS	Volume	Price Range	Average	Top	Last Week Avg
1000+	925	148.98-176.94	167.20	186.00	168.97
900-999	942	172.15-189.80	183.27	196.00	180.28
800-899	578	161.80-189.43	180.57	197.50	183.35
700-799	606	164.51-204.09	188.27	217.50	185.79
600-699	611	157.44-214.16	190.50	232.25	195.18
500-599	550	168.96-229.97	204.86	250.00	209.99
400-499	295	166.14-232.63	206.62	246.00	219.25
-399	172	157.44-234.81	204.27	350.00	205.88
HEIFERS	Volume	Price Range	Average	Top	Last Week Avg
+900	572	126.11-160.98	150.65	191.00	150.93
800-899	633	145.18-175.86	166.06	191.00	159.77
700-799	459	144.04-176.11	162.37	186.50	169.08
600-699	438	130.60-182.88	161.00	204.00	163.31
500-599	354	136.94-189.30	167.93	221.00	167.71
400-499	266	132.69-201.35	176.36	224.00	168.66
300-399	122	128.81-199.75	168.72	240.00	173.39
-299	25	128.44-174.38	142.21	230.00	162.39

At Kawartha Lakes Community Sale Barn, September 21, 2019- 100 cows, 4 bulls, 38 stockers, 27 veal

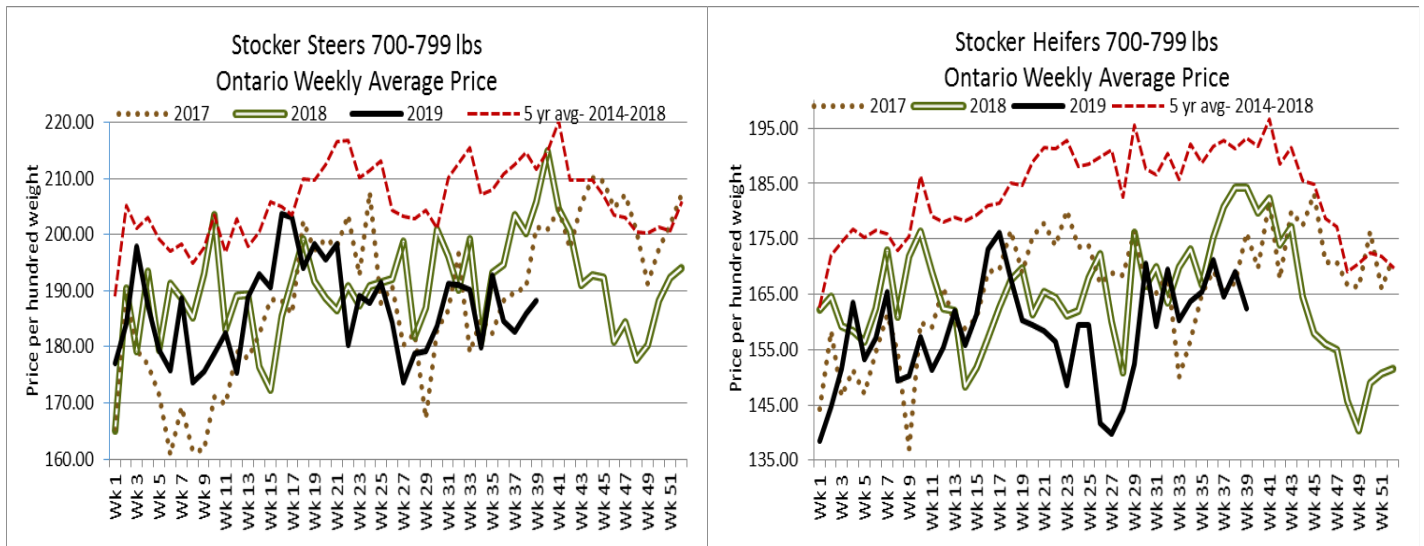
	Price Range	Avg.	Top
Cows	55.00-79.00	63.69	84.50
Bulls under 1600 lbs	72.00-87.00	78.82	87.00
Veal over 600 lbs	85.00-135.00	97.04	135.00
Veal 125-300 lbs	50.00-122.50	82.87	122.50

Denfield Livestock Exchange Inc., September 24, 2019: 73 Fed Cattle, 50 Veal, 3 Bulls, 52 Cows, 14 stockers

	Price Range	Average	Top
Large & Medium Frame Fed Steers +1250 lbs	134.00-147.75	138.30	149.00
Large & Medium Frame Fed Heifers +1000 lbs	132.50-140.00	136.40	140.00
Fed Heifers, Dairy & Dairy Cross	78.50-99.50	88.50	99.50
Cows	52.50-75.00	63.61	80.00
Veal over 600 lbs	98.00-125.00	112.63	134.00

At Aylmer Stockyards Inc.: September 25, 2019- 68 Veal, 147 Cows, 17 Fed Cattle, 67 stockers, 3 bulls

	Price Range	Average	Top
Fed heifers, dairy and dairy cross 100+ lbs	72.99-99.49	89.80	99.49
Cows	41.99-89.00	63.80	99.49
Veal over 600 lbs	81.00-156.00	114.30	156.00



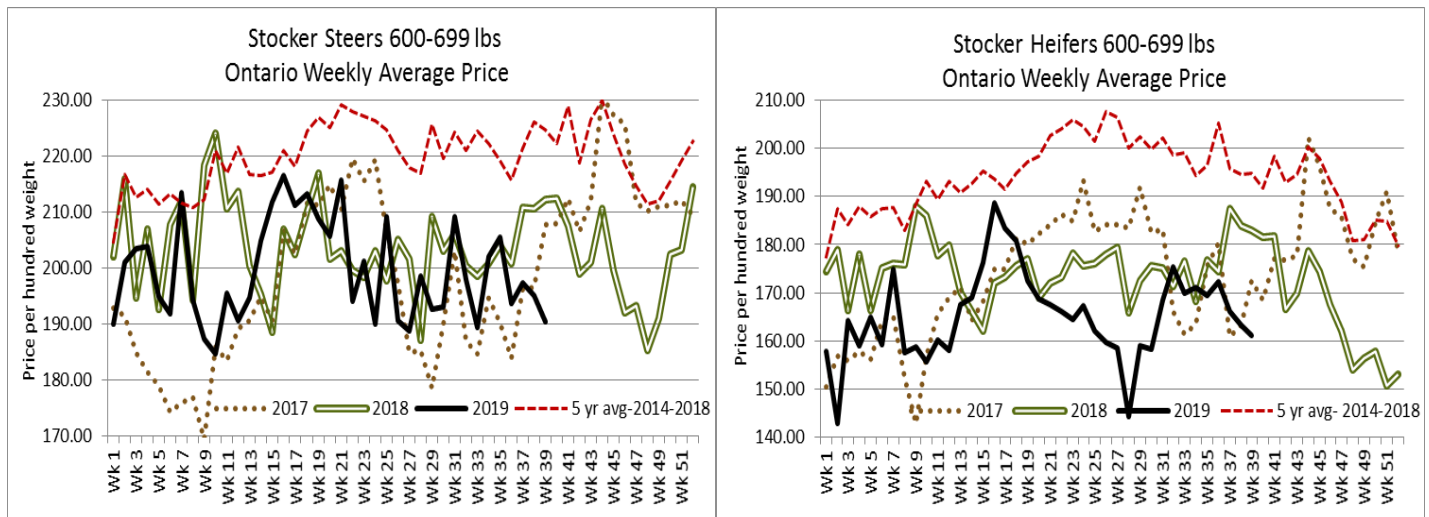
ONTARIO STOCKER AND FEEDER TRADE

Stocker sale at Brussels Livestock: September 20, 2019 – 1,365 Stockers

Steers	Price Range	Average	Top	Heifers	Price Range	Average	Top
1000+	154.00-186.00	170.45	186.00	900+	138.50-163.00	151.00	191.00
900-999	164.50-191.00	180.97	191.00	800-899	149.00-179.50	165.44	191.00
800-899	177.50-190.00	183.90	190.00	700-799	134.00-184.00	161.58	184.00
700-799	160.00-198.50	184.75	200.00	600-699	135.00-172.00	159.49	191.00
600-699	176.00-229.00	197.65	229.00	500-599	122.00-173.00	146.05	185.00
500-599	182.00-228.00	212.13	228.00	400-499	145.00-197.00	172.65	197.00
400-499	185.00-216.00	206.79	242.00	300-399	150.00-215.00	196.67	215.00
399-	185.00-270.00	227.05	270.00		190.00-230.00	213.20	230.00

Stocker sale at: Community Livestock Exchange: September 24, 2019 – 118 Stockers

Steers	Price Range	Average	Top	Heifers	Price Range	Average	Top
600-699	144.99-210.00	194.39	210.00	500-599	107.00-192.99	175.69	192.99
500-599	127.49-235.00	201.29	235.00	400-499	114.99-202.99	169.30	202.99
400-499	162.50-243.00	222.50	243.00				
399-	160.00-235.99	208.59	235.99				



Stocker sale at **Keady Livestock Market, September 24, 2019- 675 stockers**

Steers	Price Range	Average	Top	Heifers	Price Range	Average	Top
1000+	173.00-181.25	178.58	181.25	900+	123.00-153.25	149.75	153.25
900-999	177.50-189.25	187.13	189.25	800-899	176.50-183.50	179.26	183.50
800-899	182.50-197.50	193.75	197.50	700-799	164.00-185.00	178.40	185.00
700-799	177.00-210.00	200.06	210.00	600-699	166.00-185.00	175.72	185.00
600-699	189.50-205.00	193.00	213.00	500-599	183.00-203.00	191.00	203.00
500-599	211.00-237.00	222.25	237.00	400-499	180.00-198.00	191.08	198.00
400-499	220.00-230.00	226.25	236.00	300-399	152.50-205.00	175.83	205.00

Stocker sale at: **Renfrew Pontiac Livestock: September 24, 2019 – 323 Stockers**

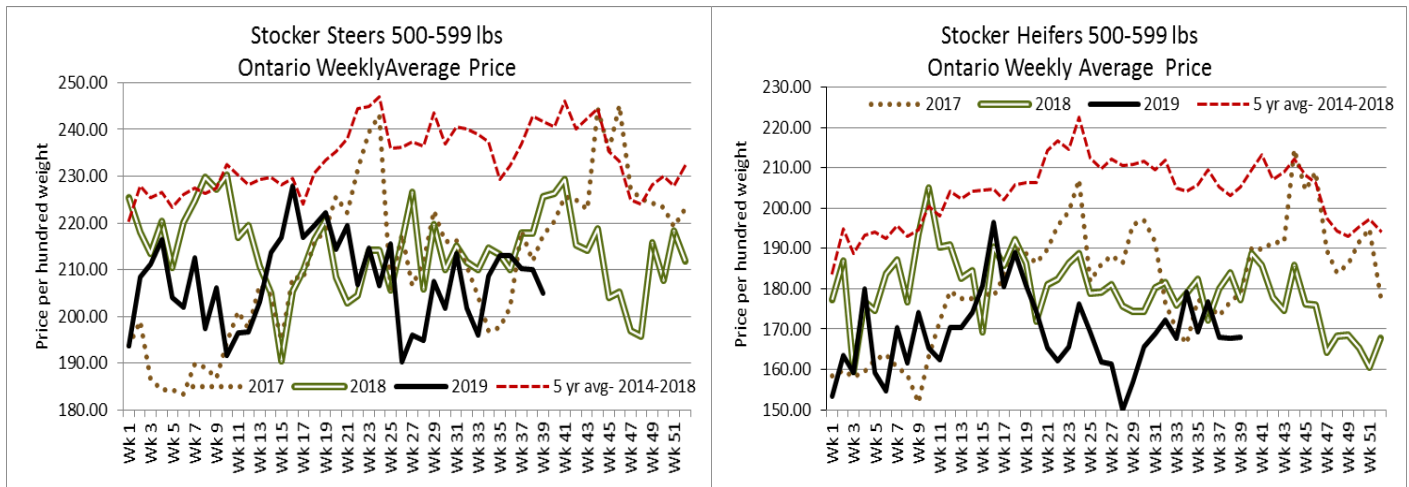
Steers	Price Range	Average	Top	Heifers	Price Range	Average	Top
700-799	123.99-204.99	171.59	204.99	700-799	85.99-179.00	145.59	179.00
600-699	119.99-214.50	194.99	214.50	600-699	100.00-183.00	155.60	183.00
500-599	160.00-217.49	195.90	217.49	500-599	123.99-198.99	185.00	18.99
400-499	119.99-220.99	195.50	220.99	400-499	132.49-204.99	174.10	204.99
399-	164.99-227.49	207.90	227.49	300-399	114.99-208.00	164.39	208.00

Stocker sale at **Ontario Livestock Exchange: September 25, 2019 – 412 Stockers**

Steers	Price Range	Average	Top	Heifers	Price Range	Average	Top
1000+	160.00-179.50	169.66	179.50	800-899	142.00-147.00	144.80	147.00
900-999	175.00-186.50	179.04	186.50				
800-899	164.00-181.50	174.38	181.50				
700-799	161.00-204.00	189.83	204.00				

Stocker sale at **Vankleek Hill Livestock Exchange, September 25, 2019 - 400 stockers**

Steers	Price Range	Average	Top	Heifers	Price Range	Average	Top
800-899	174.00-196.00	185.36	196.00	800-899	136.00-162.00	148.77	162.00
700-799	152.00-194.00	181.03	196.00	700-799	140.00-176.50	155.70	176.50
600-699	172.00-232.00	190.99	232.00	600-699	142.00-184.00	156.00	184.00
500-599	168.00-238.00	195.52	238.00	500-599	138.00-192.00	150.25	192.00
400-499	182.00-244.00	211.68	244.00	400-499	138.00-206.00	171.53	206.00
399	176.00-246.00	210.37	246.00	300-399	142.00-180.00	172.56	180.00



Stocker sale at: **Ontario Livestock Exchange, September 26, 2019– 407** Stockers

Steers	Price Range	Average	Top	Heifers	Price Range	Average	Top
800-899	110.00-170.00	141.70	190.00	900+	95.00-144.00	129.80	144.00
700-799	145.00-206.50	175.94	206.50	800-899	105.00-130.00	122.00	130.00
600-699	122.50-2036.00	181.83	203.00	700-799	122.50-157.50	138.75	157.50
500-599	132.50-250.00	202.37	250.00	600-699	145.00-152.50	148.78	152.50
400-499	145.00-215.00	175.29	240.00	500-599	115.00-177.50	153.19	177.50
399-	177.50-215.00	202.50	260.00	400-499	135.00-202.50	182.91	202.50
				300-399	135.00-187.50	159.05	192.50

Stocker sale at **Ontario Stockyards Inc., September 26, 2019– 713** Stockers

Steers	Price Range	Average	Top	Heifers	Price Range	Average	Top
1000+	97.00-153.00	132.49	157.50	900+	92.50-157.00	134.52	157.00
900-999	121.00-179.00	164.00	179.00	800-899	109.00-156.00	132.10	156.00
800-899	158.00-189.50	175.28	189.50	700-799	133.00-175.00	160.17	175.00
700-799	130.00-193.00	169.23	193.00	600-699	135.00-204.00	176.16	204.00
600-699	159.00-209.00	185.92	216.00	500-599	137.00-192.00	174.90	221.00
500-599	187.50-237.00	214.28	237.00	400-499	125.00-215.00	189.01	224.00
400-499	165.00-246.00	210.60	246.00	300-399	137.50-240.00	189.84	240.00
399-	155.00-255.00	227.29	255.00				

Stocker sale at: **Ottawa Livestock Exchange, September 26, 2019– 212** Stockers

Steers	Price Range	Average	Top	Heifers	Price Range	Average	Top
600-699	166.00-206.00	187.38	206.00	500-599	120.00-176.00	160.33	176.00
500-599	174.00-208.00	190.09	208.00	400-499	100.00-178.00	154.44	178.00
400-499	155.00-226.00	201.40	226.00	300-399	54.00-178.00	136.00	192.00
300-399	122.00-232.00	187.69	235.00				

ONTARIO STOCKER & FEEDER TRADE SPECIAL FALL SALES

Stocker sale at **Denfield Livestock Exchange: September 21, 2019 – 620** Stockers

Steers	Price Range	Average	Top	Heifers	Price Range	Average	Top
1000+	144.50-167.75	153.63	167.75	900+	135.00-154.75	145.82	170.00
900-999	156.00-174.00	163.50	183.00	800-899	159.00-180.00	170.37	180.00
800-899	171.00-190.00	182.95	190.00	700-799	169.00-182.25	176.82	182.25
700-799	164.00-179.00	175.67	195.00	600-699	125.00-156.00	148.08	159.00
600-699	179.00-205.00	191.78	211.50	500-599	148.00-164.00	156.61	212.00
500-599	148.00-192.00	184.69	192.00				

The yearlings and heavy cattle sold strong with a good offering. Light weight calves sold under pressure.

Stocker sale at **Community Livestock Exchange: September 20, 2019 – 584** stockers

Steers	Price Range	Average	Top	Heifers	Price Range	Average	Top
1000+	97.99-168.99	159.00	168.99	900+	138.99-164.99	158.00	164.99
900-999	155.00-177.49	170.79	177.49	800-899	150.00-175.00	169.39	175.00
800-899	108.00-188.99	174.10	188.99	700-799	147.50-184.00	171.19	184.00
700-799	140.99-194.99	178.89	194.99	600-699	130.00-197.50	174.79	197.50
600-699	136.00-216.00	190.79	216.00	500-599	153.00-210.00	185.09	210.00
500-599	137.99-229.99	205.90	229.99	400-499	113.99-216.99	188.59	216.99
400-499	202.49-245.00	227.09	245.00	300-399	207.50-217.49	212.50	217.49
399-	187.50-252.99	239.00	252.99				

584 cattle on offer consisting of 410 steers and 174 heifers with 90% being vaccinated. There was strong buyer representation but demand for steers reflected a market under some pressure. Generally, cattle sold within a narrower price range than usual with steers somewhat below the previous week's Ontario market in the heavier categories and heifer prices strongly above the Ontario market across all weights. There were 22 purchasing buyers and 35 consignors.

Stocker sale at: **Maple Hill Auctions Ltd, September 23, 2019- 816** Stockers

Steers	Price Range	Average	Top	Heifers	Price Range	Average	Top
1000+	182.25-184.75	183.39	184.75	800-899	173.50-177.25	175.46	177.50
900-999	187.50-196.00	190.63	196.00	600-699	163.00-137.00	165.59	167.00
800-899	175.00-189.00	184.88	189.00				
700-799	206.75-217.50	210.46	217.50				
600-699	210.00-213.00	210.95	213.00				
500-599	173.00-213.00	197.00	213.00				

Stocker sale at **Kawartha Lakes Community Sales Barn, September 25, 2019 - 868** stockers

Steers	Price Range	Average	Top	Heifers	Price Range	Average	Top
1000+	87.50-176.50	168.37	176.50	900+	115.00-176.25	168.42	176.25
900-999	155.00-190.50	185.18	190.50	800-899	125.25-179.00	168.39	183.50
800-899	135.00-196.50	180.92	196.50	700-799	154.50-173.50	165.20	176.00
700-799	120.00-210.75	172.50	210.75	600-699	122.50-196.00	162.15	196.00
600-699	150.00-216.00	185.12	232.25	500-599	140.00-208.00	169.03	208.00
500-599	175.00-241.00	195.09	241.00	400-499	135.00-181.00	157.25	181.00
400-499	150.00-190.00	172.31	190.00				
399-	135.00-190.00	152.00	190.00				

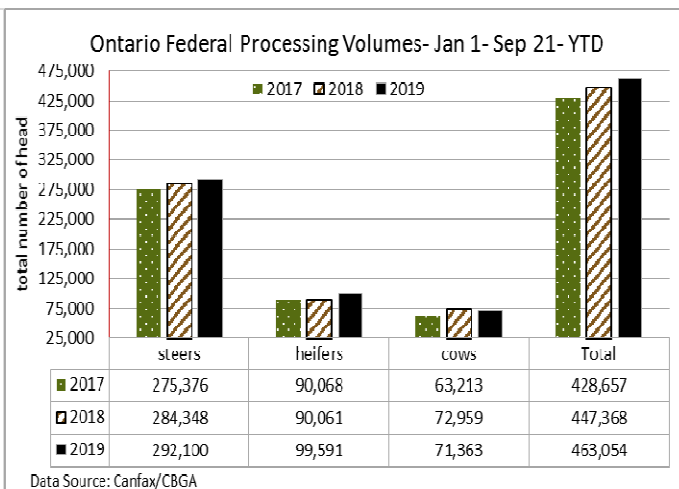
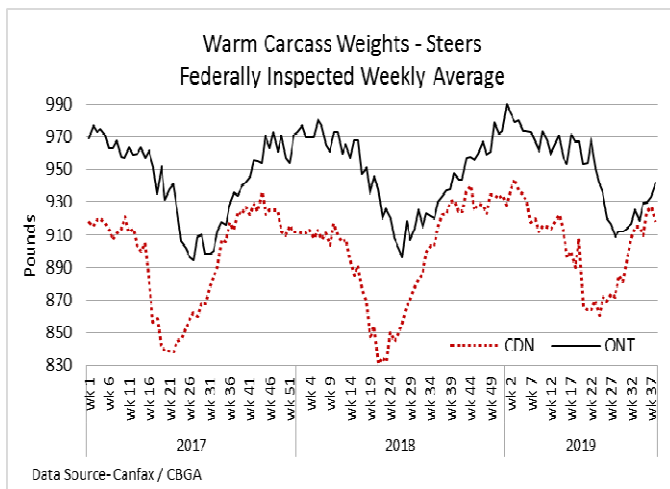
A good offering of grass cattle sold actively at steady prices, with second cut cattle selling on a more selective demand.

LIVE CATTLE EXPORTS-ONTARIO

	Week ending Sep 7, 2019	Week ending Aug 31, 2019	Year to Date
Total live slaughter cattle exported from Ontario to the U.S.	2,030	1,881	87,727
Steers & Heifers & Cows	1,698	1,604	77,095
Bulls	332	277	0,632

AVERAGE CARCASS WEIGHTS – CANADA

	Steers	Heifers
Sept 21, 2019	919	845
Sept 14, 2019	927	837
Sept 22, 2019	923	852



FEDERALLY INSPECTED CANADIAN PROCESSING

	Week Ending Sept 21, 2019	# of hd change from week ago	YTD	% Change (Week Ago)	% Change (Year Ago)
Grand Total	60,788	-4,952	2,297,467	+14%	+5%
Western Slaughter	48,258	-4,611	1,802,373	+11%	+5%
Eastern Slaughter	12,530	-341	495,094	+24%	+4%

USDA ESTIMATED CATTLE PROCESSING VOLUME

	Week Ending September 28, 2019	Previous Week	Year Ago
Grand Total	648,000	658,000	648,000

ALBERTA DIRECT TRADE

For the week ending September 26, 2019

Steers	Live FOB	137.25	Rail FOB	230.00-233.50
Heifers	Live FOB	N/T	Rail FOB	233.50

U.S. TRADE (U.S. funds)

For the week ending September 26, 2019

Choice and Select Steers and Heifers:	Live	102.00-105.00
	Rail	162.00-167.00

QUEBEC ELECTRONIC AUCTION MARKET (F.O.B. THE FEEDLOT)

	Price	Change from Last Week
For the week ending September 26, 2019	224.00-230.25	-2.56

CANADIAN BOXED BEEF CUT-OUT VALUES

Week Ending	AAA	AA
September 13, 2019	2.8582	2.5219
September 6, 2019	2.9190	2.6053
August 30, 2019	2.8927	2.6283

U.S. BOXED BEEF CUT-OUT VALUES (U.S. funds)

	Choice 600-900	Select 600-900
Current Five Day Average:	215.39	190.49

BEEF EXPORTS – CANADA

	United States Jan 1- July 31	Change from last year YTD	Mexico Jan 1- July 31	Change from last year YTD
Total	182,104 tonnes	+10% or +16,061 tonnes	8,631 tonnes	0% or -6 tonnes

LIVE CATTLE – CANADA

IMPORTS		Import % change from 2018 YTD	EXPORTS		Export % change from 2018 YTD
Jan 1- July 31			Jan 1- Sept 14, 2019		
Pure bred	2,346	-40%	Slaughter steers & heifers & cows	322,015	+23%
Non-pure bred	106,150	+40%	Feeder cattle & calves	164,046	+8%
			Bulls	32,130	+2%

BEEF PRODUCTION – CANADA

	Jan 1 – Sept 21/19	Last Year Same Time	% Change
Fed	764,677 tonnes	711,132 tonnes	+8%
Non-fed	126,427 tonnes	123,780 tonnes	+2%

BEEF IMPORTS – CANADA

	Jan 1 – Sept 21/19	Last Year Same Time	% Change
United States	77,723 tonnes	89,326 tonnes	-13%
Non-CUSMA	27,208 tonnes	35,745 tonnes	-24%
EU-28 (beef/veal total)	3,818 tonnes	1,547 tonnes	+147%
Total	114,600 tonnes	133,147 tonnes	-14%

CHICAGO MERCANTILE EXCHANGE

Closing quotes on futures today were as follows:

Live Cattle		Feeder Cattle		Corn		Soybeans		Canadian \$	
Oct	105.02 +2.07	Oct	144.32 +1.22	Dec	3.714 -1.0	Nov	8.830 -5.4	Spot	75.50 +0.10
Dec	110.57 +1.82	Nov	142.97 +1.52	Mar	3.836 -1.0	Jan	8.974 -5.2	Dec	75.58 +0.08
Feb	116.20 +1.20	Jan	138.70 +1.12	May	3.910 -1.2	Mar	9.100 -5.0	Mar	75.64 +0.08
Apr	118.47 +1.05	Mar	138.12 +1.02	Jul	3.964 -1.0	May	9.204 -5.0	Jun	75.63 +0.07
Jun	111.05 +0.97	Apr	139.30 +1.07	Sep	3.982 -1.2	Jul	9.294 -4.6	Sep	75.61 +0.08
Aug	109.15 +0.80	May	139.92 +1.17	Dec	4.030 -1.2	Aug	9.340 -4.2	Dec	75.58 +0.08

Beef Farmers of Ontario, 130 Malcolm Road, Guelph, ON N1K 1B1 Phone: (519) 824-0334 Fax: (519) 824-9161 or email: markets@ontariobeef.com

OBCFPP LICENCE CHANGES

Now Licenced: Country Dealer

Dufferin County Meats Inc., 335424 7th Line, Amaranth, ON L9V 1K6

UPCOMING FALL STOCKER AND FEEDER SALES

Sep 28	8:30 am	Rainy River Cattlemen's Sale-Stratton	Majority Spring Calves, Some Yearlings, Cows
Sep 28	1:00 pm	Maple Hill Auctions Ltd	Lone Spruce Hereford Dispersal
Oct 1	11:00 am	Ontario Stockyards Inc	Special Fall Yearling Sale
Oct 2	10:00 am	Kawartha Lake Community Sale Barn	Fall Stocker Sale
Oct 4	9:00 am	Keady Livestock Market	Grass Yearling Sale- Overnight Stand
Oct 4	7:00 pm	Cargill Auction Market	Charolais & Exotic Cross Yearling Sale
Oct 5	11:00 am	Denfield Livestock Exchange	Stockers & Bred Cow & Cow/calf Pairs
Oct 5	2:00 pm	Kawartha Lakes Community Sale Barn	Herd Dispersal
Oct 9	10:00 am	Kawartha Lakes Community Sale Barn	Fall Stocker Sale
Oct 10	11:00 am	Ontario Stockyards Inc	CDN Angus Program/CDN Hereford Assoc Sale
Oct 11	9:00 am	Keady Livestock Market`	Grass Yearling Sale- Overnight Stand
Oct 11	12:00 pm	Temiskaming Livestock Exchange	Calf & Yearling Sale
Oct 12	10:00 am	Brussels Livestock	4H Show & Sale
Oct 12	1:00 pm	Maple Hill Auctions Ltd	Bluewater Angus Sale

Comments for the week ending September 26, 2019

Fully steady receipts of 297 fed steers and heifers sold through auction markets this week, but 74 more than this time last year. Fed steers sold from \$115.51-\$142.97, averaging \$130.37 down \$3.05 from last week and \$3.50 below year ago prices. Fed heifers traded from \$114.01-\$138.96 averaging \$128.84 up \$7.42 from last week and \$3.04 lower than year ago prices. Auction markets reported a selective demand with prices barely steady to \$1.00-\$2.00 cwt lower to start the week. By Wednesday and Thursday, the market was holding steady.

The Ontario railgrade market was light with prices reported from \$232.00-\$234.00 for steers and \$231.00-\$234.00 dressed for heifers, the previous Friday. By Monday trade was just \$232.00 dressed on the steers and \$231.00-\$232.00 for heifers, and held steady the remainder of the week. Packer interest was light with one Ontario plant not buying this week. Delivery of the cattle sold this week ranged from the week of October 7th to 21st. This week's prices are down \$1.00 from last week and \$4.25 below last year at this time on average.

Slightly larger volumes of fed/cull cows sold through auction markets this week at 2,333 head, up 155 from last week and 98 more than the same week last year. Cows ranged from \$49.13-\$77.15 averaging \$62.43 down \$3.30 from last week, but \$2.67 stronger than year ago pricing. Auction markets reported trade as steady to barely steady to start the week. As the week progressed, trade was easier with prices \$1.00-\$3.00 cwt lower and ended the week holding steady to barely steady.

Larger receipts of stocker and feeder cattle sold through auction markets at 7,548 head, as the fall stocker sales get underway. This week's volume is up 1,782 from last week and 2,184 more than the same week last year. Auction markets reported calves as steady to strong on the good quality and vaccinated cattle, with second cut, non-vaccinated and plainer types under pressure with prices \$2.00-\$3.00 lower. Grass cattle were noted as holding steady. Yearlings and heavier cattle were steady to under pressure to start the week. As the week progressed, trade on the good quality cattle was steady to strong, with second cut under pressure and \$2.00-\$3.00 cwt lower than last week. Actual average prices this week for steers 400-500 lbs was down \$12.63 from last week, 500-600 lbs down \$5.13, 600-700 lbs down \$4.68, 700-800 lbs up \$2.48, 800-900 lbs down \$2.78, 900-1000 lbs up \$2.99 and steers 1000 lbs and over averaged \$1.77 lower than last week. Heifers 300-400 lbs were down \$4.67 from last week on average, 400-500 lbs up \$7.70, 500-600 lbs up \$0.22, 600-700 lbs down \$2.31, 700-800 lbs down 6.71, 800-900 lbs up \$6.29 and heifers 900 lbs and over averaged \$0.28 lower than last week's weighted average prices.

The Quebec electronic market this week ranged from \$224.00-\$230.25 cwt dressed, down \$2.56 from last week's weighted average price.

Alberta direct trade on Wednesday was light with Canfax noting sales from \$234.00-\$235.00 delivered, on a dressed basis, which is up \$1.00-\$5.00 cwt from last week. On Thursday, trade was light with prices steady to Wednesday and \$1.00-\$5.00 cwt higher than last week, with Canfax noting prices from \$234.00-\$235.00 delivered, on a dressed basis. On a picked up basis, Canfax reported live steers at \$137.25 up \$1.00, with dressed deals from \$230.00-\$233.50, with steers averaging \$232.94 up \$3.05 and heifers \$233.50 up \$6.76 from last week on average.

The US cash cattle trade for the week ending September 20th was stronger, with trade for the week reported by the USDA Mandatory Price Report ranging from \$100.00-\$105.00 live, with steers averaging \$101.92 up \$1.85 from the previous week, while heifers averaged \$101.58 up \$1.87. On the rail, dressed sales ranged from \$159.00-\$165.00, with steers averaging \$162.47 up \$3.30, while heifers averaged \$162.87 up \$3.89. The north continued to trade stronger than the south on a live basis.

This week, the U.S. market was at a complete standstill with no packer interest noted, until Thursday morning. Asking prices were reported as firm at \$104.00-\$105.00 live in the south and \$170.00 dressed in the north. Sharply higher cattle futures this week have encouraged sellers to hold out for higher prices. On Wednesday, at the Fed Cattle Exchange online auction, there were 1,533 head on offer, in 7 lots with delivery in 1-17 days for five lots from the north, while two lots from the south were for spot delivery. Asking prices ranged from \$103.50-\$104.00 live, majority at \$104.00, with no bidding reported and all cattle left unsold. Thursday saw a light to moderate trade surface in the north at \$163.00-\$165.00 dressed, mostly \$165.00 which is \$3.00 higher than last week. This morning a light to moderate trade developed in the south at \$103.00 live, up \$2.00 from last week on average. This afternoon a light trade in the north is reported from \$106.00-\$107.00 live, up \$4.00-\$5.00 from last week. Business could continue this afternoon but it appears the bulk of trade has been completed.