



## Weekly Market Information Report for the week ending Thursday October 10, 2019

The following information is collected from various sources and disseminated by Beef Farmers of Ontario.

### ONTARIO DIRECT TO PACKER RAILGRADE CATTLE TRADE

Prices are on a carcass weight basis before grade and weight discounts. Weekly Range:

<b>A Grade Steers</b>	232.00-234.00 (limited)
<b>A Grade Heifers</b>	No bids or sales reported

### ONTARIO LIVE CATTLE TRADE

Ontario auction sales this week saw weighted average price ranges for:

FED CATTLE	Volume	Price Range	Average	Top	Last Week Avg
Large Frame Steers +1250	143	135.84-144.08	139.95	146.50	132.90
Medium Frame Steers +1250	97	118.31-141.57	134.66	150.00	127.66
Large & Medium Frame Steers +1250	240	131.22-143.46	139.02	150.00	131.66
Large Frame Heifers +1000	34	118.04-138.44	129.10	142.50	131.39
Medium Frame Heifers +1000	90	115.16-137.51	126.21	150.00	120.87
Large & Medium Frame Heifers +1000	124	114.91-137.30	127.96	150.00	129.17
Fed steers, Dairy & Dairy Cross +1250	43	104.35-115.22	108.37	127.00	101.08
Fed heifers, Dairy & Dairy Cross +1000	69	75.34-99.90	90.72	112.00	86.56
Cows - All Weights	2,163	49.98-76.21	62.42	117.99	61.27
Bulls - All Weights	171	77.88-103.93	90.46	127.00	89.91

### STOCKERS - Large and Medium Frame

STEERS	Volume	Price Range	Average	Top	Last Week Avg
1000+	1,293	156.41-177.46	168.65	187.75	173.89
900-999	1,061	178.37-189.01	183.92	196.00	183.29
800-899	570	172.05-196.41	187.92	206.25	190.34
700-799	358	160.59-200.01	185.11	213.50	190.42
600-699	470	162.03-207.64	189.27	235.00	193.02
500-599	653	173.70-229.54	208.30	257.00	196.79
400-499	487	185.58-242.27	217.75	280.00	212.94
-399	205	175.74-235.12	215.86	264.99	223.35

HEIFERS	Volume	Price Range	Average	Top	Last Week Avg
+900	452	131.35-160.45	150.68	178.50	148.28
800-899	295	146.03-171.35	159.90	182.50	167.37
700-799	283	138.61-180.11	163.63	190.50	164.52
600-699	411	141.02-183.46	163.86	195.25	162.95
500-599	510	142.31-194.81	172.43	222.99	168.25
400-499	333	144.95-197.16	169.30	231.99	173.92
300-399	166	144.97-196.15	169.83	216.00	183.46
-299	52	146.62-174.19	161.94	205.00	156.20

At Kawartha Lakes Community Sale Barn, October 5, 2019- 131 cows, 10 bulls, 61 stockers, 22 veal

	Price Range	Avg.	Top
Cows	55.00-77.50	63.28	83.00
Bulls over 1600 lbs	75.00-102.56	83.32	102.56
Veal over 600 lbs	70.00-123.00	88.15	123.00

At **Rainy River Cattlemen's Sale- Stratton: October 5, 2019 – 30 Stockers, 127 cows, 15 bulls**

	Price Range	Average	Top		Price Range	Average	Top
Cows	51.00-105.00	78.20	117.99	<b>Bulls 1600 lbs -</b>	95.99-109.69	102.29	109.69
				<b>Bulls 1600 lbs +</b>	91.50-115.99	107.89	115.99

**Denfield Livestock Exchange Inc., October 8, 2019: 140 Fed Cattle, 27 Veal, 6 Bulls, 62 Cows**

	Price Range	Average	Top
Large & Medium Frame Fed Steers +1250 lbs	135.00-144.00	139.89	145.25
Large & Medium Frame Fed Heifers +1000 lbs	131.00-139.25	137.06	143.00
Fed Steers, Dairy & Dairy Cross	95.00-124.50	103.25	127.00
Cows	49.50-75.50	61.72	93.00
Veal over 600 lbs	120.00-131.00	126.73	131.00

At **Aylmer Stockyards Inc.: October 9, 2019- 68 Veal, 139 Cows, 40 Fed Cattle, 7 stockers, 3 bulls**

	Price Range	Average	Top
Fed heifers, dairy and dairy cross 100+ lbs	71.49-06.00	101.20	106.00
Cows	45.50-96.99	67.00	102.00
Veal over 600 lbs	80.00-139.99	118.30	139.99

**ONTARIO STOCKER AND FEEDER TRADE**

Stocker sale at **Brussels Livestock: October 4, 2019 – 1,281 Stockers**

Steers	Price Range	Average	Top	Heifers	Price Range	Average	Top
1000+	149.00-187.75	168.65	187.75	900+	136.00-160.00	152.33	160.00
900-999	175.00-195.00	185.16	195.00	800-899	151.00-177.00	161.24	177.00
800-899	167.00-200.00	189.82	200.00	700-799	159.00-185.00	168.62	185.00
700-799	188.50-208.00	201.26	208.00	600-699	158.00-184.00	171.75	188.50
600-699	186.00-226.00	203.71	235.00	500-599	145.00-190.00	173.78	220.00
500-599	195.00-242.00	223.58	257.00	400-499	162.00-215.00	182.19	226.00
400-499	213.00-256.00	234.11	256.00	300-399	146.00-187.00	161.06	200.00
399-	220.00-250.00	232.47	255.00	299-	135.00-195.00	177.00	195.00

Stocker sale at: **Community Livestock Exchange: October 8, 2019 – 225 Stockers**

Steers	Price Range	Average	Top	Heifers	Price Range	Average	Top
700-799	114.99-188.99	159.09	188.99	600-699	110.00-194.99	159.29	194.99
600-699	94.99-200.00	161.29	200.00	500-599	112.50-196.99	158.80	196.99
500-599	146.99-235.99	211.29	235.99	400-499	125.00-196.99	154.00	196.99
400-499	157.49-267.49	219.60	267.49				

Stocker sale at **Keady Livestock Market, October 8, 2019- 489 stockers**

Steers	Price Range	Average	Top	Heifers	Price Range	Average	Top
1000+	150.00-172.00	163.95	172.00	900+	76.50-178.50	155.18	178.50
900-999	184.00-193.00	190.13	193.00	800-899	149.00-182.50	171.60	182.50
800-899	189.50-206.25	198.79	206.25	700-799	173.00-181.50	178.45	181.50
700-799	181.50-213.50	197.65	213.50	600-699	165.00-189.00	172.67	189.00
600-699	208.00-215.00	213.11	215.00	500-599	160.00-185.00	177.39	185.00
500-599	212.50-220.00	217.17	220.00	400-499	172.50-195.00	179.61	195.00
400-499	215.00-280.00	244.23	280.00				

Stocker sale at: **Renfrew Pontiac Livestock: October 8, 2019 – 512 Stockers**

<b>Steers</b>	<b>Price Range</b>	<b>Average</b>	<b>Top</b>	<b>Heifers</b>	<b>Price Range</b>	<b>Average</b>	<b>Top</b>
<b>800-899</b>	116.99-155.00	133.80	155.00	<b>700-799</b>	102.49-188.99	168.50	188.99
<b>700-799</b>	114.99-204.99	162.70	204.99	<b>600-699</b>	105.00-194.99	165.50	194.99
<b>600-699</b>	131.00-214.99	187.90	214.99	<b>500-599</b>	115.99-222.99	181.80	222.99
<b>500-599</b>	163.99-237.00	215.30	237.00	<b>400-499</b>	125.00-231.99	183.09	231.99
<b>400-499</b>	164.99-264.99	226.90	264.99	<b>300-399</b>	122.50-216.00	179.29	216.00
<b>399-</b>	147.50-264.99	239.29	264.99	<b>299-</b>	139.99-150.00	145.99	150.00

Stocker sale at **Ontario Livestock Exchange: October 9, 2019 – 298 Stockers**

<b>Steers</b>	<b>Price Range</b>	<b>Average</b>	<b>Top</b>	<b>Heifers</b>	<b>Price Range</b>	<b>Average</b>	<b>Top</b>
<b>1000+</b>	160.00-182.50	171.04	182.50	<b>900+</b>	N/T		
<b>900-999</b>	174.00-189.00	181.38	189.00				
<b>800-899</b>	165.00-191.50	177.00	191.50				

Stocker sale at: **Ontario Livestock Exchange, October 10, 2019– 286 Stockers**

<b>Steers</b>	<b>Price Range</b>	<b>Average</b>	<b>Top</b>	<b>Heifers</b>	<b>Price Range</b>	<b>Average</b>	<b>Top</b>
<b>600-699</b>	170.00-185.00	180.50	185.00	<b>600-699</b>	100.00-140.00	126.35	140.00
<b>500-599</b>	116.00-182.50	156.04	200.00	<b>500-599</b>	122.50-167.50	147.92	167.50
<b>400-499</b>	102.50-167.50	128.89	205.00	<b>400-499</b>	137.50-200.00	163.75	200.00
<b>399-</b>	72.50-150.00	119.39	205.00	<b>300-399</b>	154.00-180.00	158.20	205.00
				<b>299-</b>	155.00-172.00	170.11	172.00

Stocker sale at: **Ottawa Livestock Exchange, October 10, 2019– 162 Stockers**

<b>Steers</b>	<b>Price Range</b>	<b>Average</b>	<b>Top</b>	<b>Heifers</b>	<b>Price Range</b>	<b>Average</b>	<b>Top</b>
<b>700-799</b>	136.00-205.00	190.53	205.00	<b>600-699</b>	135.00-189.00	169.00	189.00
<b>600-699</b>	144.00-216.00	180.46	222.00	<b>500-599</b>	142.00-198.00	170.09	208.00
<b>500-599</b>	176.00-234.00	203.57	234.00	<b>400-499</b>	154.00-188.00	170.17	188.00
<b>400-499</b>	177.00-138.00	205.73	238.00				
<b>399-</b>	192.00-230.00	211.00	230.00				

Stocker sale at **Ontario Stockyards Inc., October 10, 2019– 1,500 Stockers**

<b>Steers</b>	<b>Price Range</b>	<b>Average</b>	<b>Top</b>	<b>Heifers</b>	<b>Price Range</b>	<b>Average</b>	<b>Top</b>
<b>1000+</b>	100.00-163.00	147.39	163.00	<b>900+</b>	99.00-154.00	128.50	154.00
<b>900-999</b>	130.00-175.50	160.25	175.50	<b>800-899</b>	131.00-180.50	160.95	180.50
<b>800-899</b>	135.00-193.75	174.20	193.75	<b>700-799</b>	140.00-189.00	162.62	189.00
<b>700-799</b>	150.00-196.50	179.77	196.50	<b>600-699</b>	135.00-180.00	153.32	189.00
<b>600-699</b>	170.00-201.00	187.25	203.00	<b>500-599</b>	139.00-179.00	157.84	219.00
<b>500-599</b>	180.00-221.00	203.35	227.50	<b>400-499</b>	135.00-167.50	154.66	225.00
<b>400-499</b>	191.00-235.00	219.36	255.00	<b>300-399</b>	140.00-210.00	175.53	210.00
<b>399-</b>	177.50-235.00	216.33	261.00	<b>299-</b>	145.00-180.00	156.21	180.00

**ONTARIO STOCKER & FEEDER TRADE SPECIAL FALL SALES**

Stocker sale at **Cargill Auction Market, October 4, 2019- 747 stockers**

<b>Steers</b>	<b>Price Range</b>	<b>Heifers</b>	<b>Price Range</b>
<b>1000+</b>	170.00-182.00	<b>800-899</b>	180.00-190.00
<b>900-999</b>	182.00-194.50	<b>700-799</b>	190.00-197.00
<b>800-899</b>	185.00-195.00		
<b>700-799</b>	205.00-218.00		

700-900 lb steers and heifers sold higher with stockers 900 lbs and over trading steady.

Stocker sale at **Keady Livestock Market: October 4, 2019 – 1,200** stockers- grass yearling sale- overnight stand

<b>Steers</b>	<b>Price Range</b>	<b>Average</b>	<b>Top</b>	<b>Heifers</b>	<b>Price Range</b>	<b>Average</b>	<b>Top</b>
<b>1000+</b>	170.50-179.50	175.65	187.00	<b>900+</b>	165.25-175.25	172.19	175.25
<b>900-999</b>	184.25-189.25	186.54	196.00	<b>800-899</b>	174.50-179.50	177.00	179.50
<b>800-899</b>	195.25-196.00	195.53	196.00				

Light weight grass cattle sold slightly higher while heavier cattle sold on a steady market.

Stocker sale at **Denfield Livestock Exchange, October 5, 2019- 573** stockers

<b>Steers</b>	<b>Price Range</b>	<b>Average</b>	<b>Top</b>	<b>Heifers</b>	<b>Price Range</b>	<b>Average</b>	<b>Top</b>
<b>1000+</b>	137.00-160.00	149.57	160.00	<b>900+</b>	131.50-156.50	146.87	168.00
<b>900-999</b>	164.00-186.50	175.72	187.50	<b>800-899</b>	146.00-171.00	160.61	176.50
<b>800-899</b>	157.00-192.50	177.94	192.50	<b>700-799</b>	170.00-179.00	175.65	179.00
<b>700-799</b>	168.00-199.00	191.08	199.00	<b>600-699</b>	125.00-191.00	168.08	191.00
<b>600-699</b>	167.50-231.00	215.04	231.00	<b>500-599</b>	130.00-204.00	179.61	201.00
<b>500-599</b>	217.50-238.00	225.48	238.00	<b>400-499</b>	185.00-193.00	192.00	193.00
<b>400-499</b>	215.00-220.00	217.00	220.00				
<b>399-</b>	220.00-230.00	225.00	230.00				

Stocker sale at **Maple Hill Auctions Ltd, October 7, 2019 – 560** stocker steers

<b>Steers</b>	<b>Price Range</b>	<b>Average</b>	<b>Top</b>	<b>Heifers</b>	<b>Price Range</b>	<b>Average</b>	<b>Top</b>
<b>1000+</b>	173.75-177.00	175.21	181.25	<b>900+</b>	N/T		
<b>900-999</b>	182.00-190.00	185.77	195.50				
<b>800-899</b>	193.75-200.00	197.78	200.00				

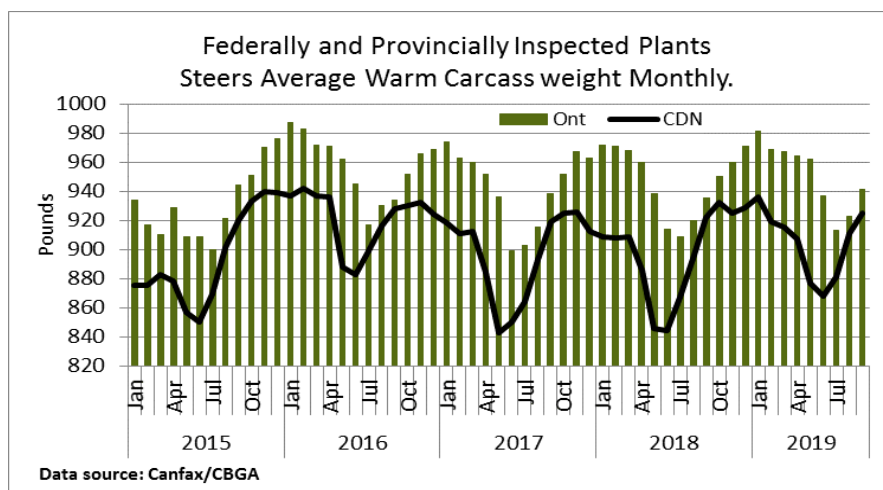
Stocker sale at **Kawartha Lakes Community Sales Barn, October 9, 2019 - 305** stockers

<b>Steers</b>	<b>Price Range</b>	<b>Average</b>	<b>Top</b>	<b>Heifers</b>	<b>Price Range</b>	<b>Average</b>	<b>Top</b>
<b>800-899</b>	127.50-190.50	179.53	190.50	<b>800-899</b>	175.25-179.50	178.06	179.50
<b>700-799</b>	152.50-213.00	194.92	213.00	<b>700-799</b>	116.50-190.50	170.21	190.50
<b>600-699</b>	147.50-203.00	178.21	203.00	<b>600-699</b>	161.00-195.25	174.56	195.25
<b>500-599</b>	125.00-238.00	193.43	238.00	<b>500-599</b>	103.00-198.00	151.89	198.00
<b>400-499</b>	202.50-245.00	217.20	245.00	<b>400-499</b>	170.00-224.00	179.06	224.00
				<b>399-</b>	185.00-188.00	187.39	188.00

Stockers sold actively at steady prices.

### LIVE CATTLE EXPORTS-ONTARIO

	<b>Week ending Sep 21, 2019</b>	<b>Week ending Sep 14, 2019</b>	<b>Year to Date</b>
<b>Total</b> live slaughter cattle exported from Ontario to the U.S.	<b>2,409</b>	<b>2,061</b>	<b>92,197</b>
<b>Steers &amp; Heifers &amp; Cows</b>	<b>2,010</b>	<b>1,818</b>	<b>80,923</b>
<b>Bulls</b>	<b>399</b>	<b>243</b>	<b>11274</b>

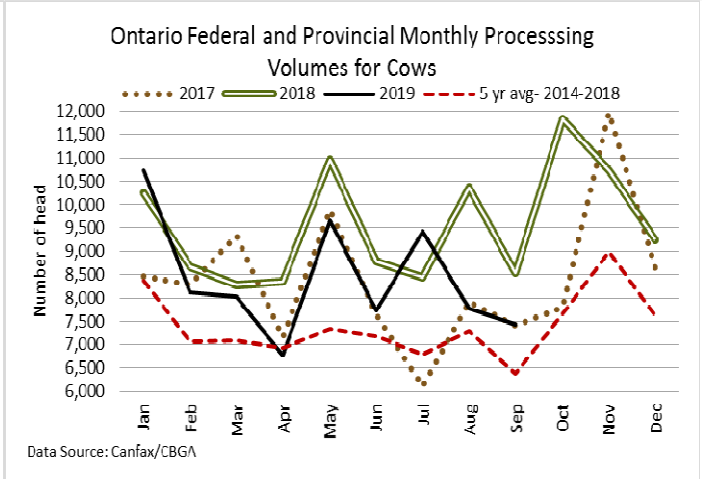
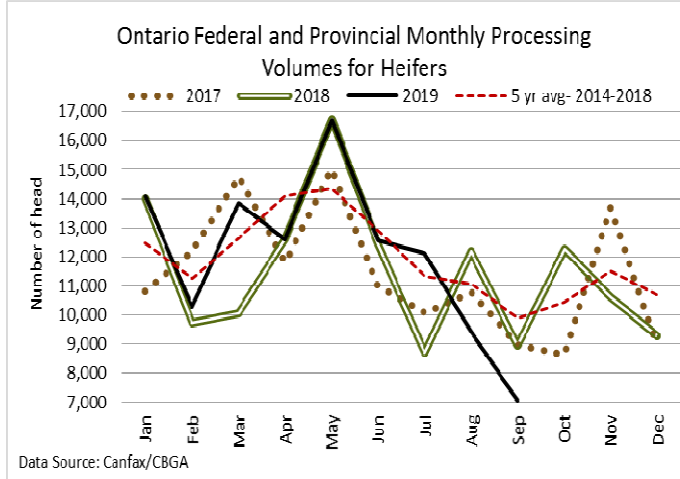
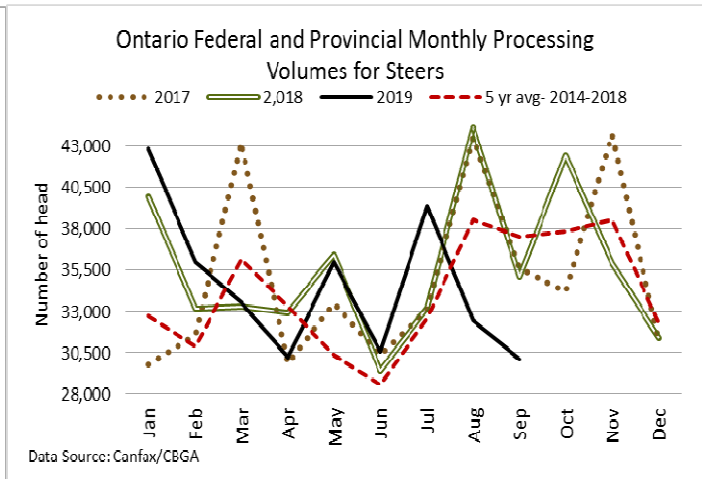
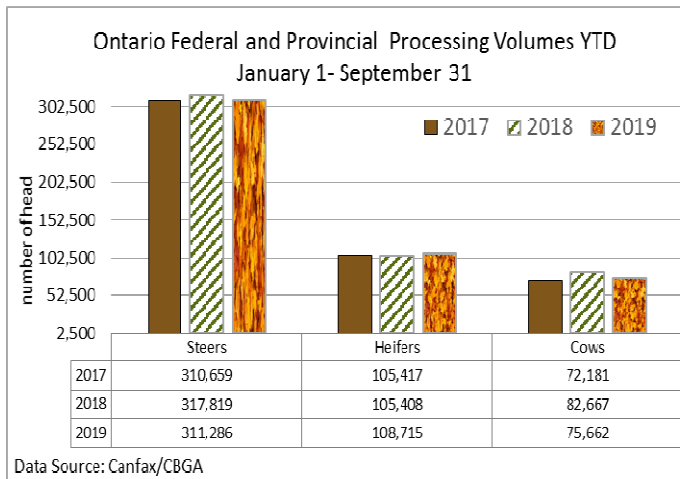


### AVERAGE CARCASS WEIGHTS – CANADA

	<b>Steers</b>	<b>Heifers</b>
<b>Oct 5, 2019</b>	933	832
<b>Sept 28, 2019</b>	931	952
<b>Oct 6, 2019</b>	931	842

### FEDERALLY INSPECTED CANADIAN PROCESSING

	<i>Week Ending Oct 5, 2019</i>	<i># of hd change from week ago</i>	<i>YTD</i>	<i>% Change (Week Ago)</i>	<i>% Change (Year Ago)</i>
<b>Grand Total</b>	64,490	-3,899	2,430,346	-6%	+5%
<b>Western Slaughter</b>	52,134	-4,512	1,911,153	-8%	+6%
<b>Eastern Slaughter</b>	12,356	+613	519,193	+5%	+3%



### USDA ESTIMATED CATTLE PROCESSING VOLUME

	<i>Week Ending October 12, 2019</i>	<i>Previous Week</i>	<i>Year Ago</i>
<b>Grand Total</b>	645,000	639,000	647,000

### ALBERTA DIRECT TRADE

For the week ending October 10, 2019

<b>Steers</b>	Live FOB	N/T	Rail FOB	236.50-237.75
<b>Heifers</b>	Live FOB	N/T	Rail FOB	236.50-238.00

### U.S. TRADE (U.S. funds)

For the week ending October 10, 2019

<b>Choice and Select Steers and Heifers:</b>	Live	109.00
	Rail	170.00-172.00

### QUEBEC ELECTRONIC AUCTION MARKET (F.O.B. THE FEEDLOT)

For the week ending October 10, 2019	<b>Price</b>	<b>Change from Last Week</b>
	232.75-236.50	+4.45

### CANADIAN BOXED BEEF CUT-OUT VALUES

Week Ending	AAA	AA
September 27, 2019	2.7568	2.4792
September 20, 2019	2.7407	2.4794
September 13, 2019	2.8582	2.5219

### U.S. BOXED BEEF CUT-OUT VALUES (U.S. funds)

	Choice 600-900	Select 600-900
<b>Current Five Day Average:</b>	213.38	186.54

### BEEF EXPORTS – CANADA

	<b>United States</b> Jan 1- Aug 31	<i>Change from last year YTD</i>	<b>Mexico</b> Jan 1- Aug 31	<i>Change from last year YTD</i>
Total	211,630 tonnes	+10% or +18,688 tonnes	10,476 tonnes	+5% or +513 tonnes
	<b>Japan</b> Jan 1- Aug 31	<i>Change from last year YTD</i>	<b>China</b> Jan 1- Aug 31	<i>Change from last year YTD</i>
Total	32,434 tonnes	+54% or +11,354 tonnes	11,475 tonnes	+163% or +7,112 tonnes

### LIVE CATTLE – CANADA

<b>IMPORTS</b>		<i>Import % change from 2018 YTD</i>	<b>EXPORTS</b>		<i>Export % change from 2018 YTD</i>
Jan 1- Aug 31			Jan 1- Sept 28, 2019		
Pure bred	2,999	-28%	Slaughter steers & heifers & cows	340,088	+22%
Non-pure bred	125,274	+38%	Feeder cattle & calves	165,833	+6%
			Bulls	34,446	+2%

### BEEF PRODUCTION – CANADA

	Jan 1 – Oct 5/19	Last Year Same Time	% Change
Fed	811,838 tonnes	753,205 tonnes	+8%
Non-fed	132,418 tonnes	129,669 tonnes	+2%

### BEEF IMPORTS – CANADA

	Jan 1 – Oct 5/19	Last Year Same Time	% Change
United States	82,312 tonnes	93,979 tonnes	-12%
Non-CUSMA	27,948 tonnes	37,681 tonnes	-26%
EU-28 (beef/veal total)	4,007 tonnes	1,618 tonnes	+148%
Total	120,355 tonnes	140,005 tonnes	-14%

## CHICAGO MERCANTILE EXCHANGE

Closing quotes on futures today were as follows:

Live Cattle			Feeder Cattle			Corn			Soybeans			Canadian \$		
Oct	109.45	+0.72	Oct	144.10	-0.20	Dec	3.976	+17.4	Nov	9.360	+12.4	Spot	75.81	+0.64
Dec	112.15	+0.72	Nov	144.25	+0.12	Mar	4.076	+16.2	Jan	9.504	+13.0	Dec	75.88	+0.64
Feb	118.05	+0.77	Jan	140.47	+0.05	May	4.126	+15.2	Mar	9.610	+11.4	Mar	75.91	+0.63
Apr	120.20	+0.70	Mar	139.15	-0.12	Jul	4.164	+14.2	May	9.684	+9.4	Jun	75.90	+0.63
Jun	113.12	+0.77	Apr	140.35	-0.02	Sep	4.076	+7.2	Jul	9.766	+8.2	Sep	75.88	+0.62
Aug	111.12	+0.75	May	141.05	-0.05	Dec	4.100	+5.0	Aug	9.786	+7.2	Dec	75.85	+0.62

Beef Farmers of Ontario, 130 Malcolm Road, Guelph, ON N1K 1B1 Phone: (519) 824-0334 Fax: (519) 824-9161 or email: [markets@ontariobeef.com](mailto:markets@ontariobeef.com)

### UPCOMING FALL STOCKER AND FEEDER SALES

Oct 12	10:00 am	Brussels Livestock	4H Show & Sale
Oct 12	1:00 pm	Maple Hill Auctions Ltd	Bluewater Angus Sale
Oct 16	10:00 am	Kawartha Lakes Community Sale Barn	Fall Stocker Sale
Oct 16	7:00 pm	Brussels Livestock	Bred Cow, Cow/Calf Pair Sale
Oct 17	11:00 am	Ontario Stockyards Inc	Leeds/Grenville Calf Sale
Oct 18	9:00 am	Keady Livestock Market	Grass Yearling Sale- Overnight Stand
Oct 18	11:00 am	Community Livestock Exchange	Quinte Cattlemen's Sale- 100% Vaccinated
Oct 19	8:30 am	Rainy River Cattlemen – Stratton	Later Season Calves, Yearlings, Cows Etc.
Oct 19	10:00 am	Algoma Co-op Livestock Sales-Thessalon	Calf Sale
Oct 19	11:00 am	Denfield Livestock Exchange	Stockers & Bred Cow, Cow/Calf Pair Sale
Oct 19	1:00 pm	Maple Hill Auctions Ltd	"Upin the Ante" Charolais Sale
Oct 22	11:00 am	Ontario Stockyards Inc	Special Fall Yearling Sale
Oct 23	10:00 am	Kawartha Lakes Community Sale Barn	Stocker Sale & Purebred Charolais Dispersal
Oct 24	10:00 am	Warton-Grey Bruce Livestock Co-op	Calf Sale
Oct 25	10:00 am	Brussels Livestock	Vaccinated Stockers & Hereford Influence Sale
Oct 25	7:00 pm	Cargill Auction Market	Local Calf Sale
Oct 25	7:00 pm	Ontario Stockyards Inc	Bred Cow Sale
Oct 25	9:00 am	Keady Livestock Market	Bruce Peninsula Char. Calf Club Sale-presorted
Oct 26	10:30 am	Ottawa Livestock Exchange	Bred Cow Sale

### Comments for the week ending October 10, 2019

Receipts of fed steers and heifers sold through auction markets this week were lighter at 364 head, down 92 from last week and 59 less than last year at this time. Fed steers traded from \$131.22-\$143.46 averaging \$139.02 up \$7.36 from last week and \$4.30 stronger than year ago prices. Light receipts of fed heifers sold from \$114.91-\$137.30 averaging \$127.96, down \$1.21 from last week and \$0.89 below year ago prices. Auction markets reported trade as steady to strong, with one market noting prices up \$4.00-\$5.00 cwt.

The Ontario railgrade market was generally at a standstill this week, with limited packer interest. A few sales were noted at \$232.00-\$234.00 delivered, steady to last week, but not enough to establish a report.

There were 2,163 fed/cull cows sold through auction markets this week, up 80 from last week and 29 less than the same time last year. Cows traded from \$49.98-\$76.21 averaging \$62.42 up \$1.15 from last week and \$8.49 stronger than year ago prices. Auction markets reported a good demand with prices steady, with good quality cows selling higher. By the end of the week trade was barely steady to steady.

There were 7,599 stocker and feeder cattle sold through auction markets this week, down 1,541 from last week, and 104 less than last year at this time. Auction markets reported calves as steady on a good demand for the most part. Grass yearlings were steady to fully steady with one market noting grass heifers up by \$3.00-\$5.00 cwt while steers were up \$1.00-\$2.00 early to mid-week. Heavy cattle sold on a good demand at barely steady prices to start, but as the week progressed, trade was steady with active trading. By week's end, trade on all classes was active but selective, with easier to lower prices. Actual average prices this week for steers 400-500 lbs was up \$4.81 from last week, 500-600 lbs up \$11.51, 600-700 lbs down \$3.75, 600-700 lbs down \$5.31, 800-900 lbs down \$2.42, 900-1000 lbs up \$0.63 and steers 1000 lbs and over averaged \$5.24 lower than last week's weighted average prices. Heifers 300-400 lbs were down \$13.63 from last week on average, 400-500 lbs down \$4.62, 500-600 lbs up \$4.18, 600-700 lbs up \$0.91, 700-800 lbs down \$0.89, 800-900 lbs down \$7.47 and heifers 900 lbs and over averaged \$2.40 higher than last year at this time.

The Quebec electronic market this week ranged from \$232.75-\$236.50 cwt dressed, up \$4.45 from last week's weighted average price.

Alberta direct trade continued to trend higher this week with Canfax noting prices at \$240.00 delivered on a dressed basis, up \$2.00 from last week's trade. On a picked up basis, Canfax reported trade this week from \$236.50-\$238.00 dressed, with steers averaging \$237.41 up \$1.23 while heifers averaged \$237.33 up \$1.07 from last week's weighted average. Canfax reports: "Buying interest was noted from all three western Canadian packers. This is the fourth consecutive week of higher fed cattle prices, tentatively prices are at the highest point since mid-August. Some cattle that traded this week would not be picked up until early November. Cash to futures basis levels did weaken. Sale volumes are shaping up rather light this week and some cattle will be carried into next week."

The US cash cattle trade for the week ending October 4<sup>th</sup> was also stronger, with overall business for the week, reported by the USDA Mandatory Price Report, ranging from \$104.00-\$109.00 live, with steers averaging \$107.30 up \$2.37 from the previous week, while heifers averaged \$107.88 up \$3.26. On the rail prices ranged from \$162.00-\$171.00 dressed, with steers averaging \$169.79 up \$4.50 from the previous week, while heifers averaged \$169.79 up \$4.65.

This week the market has been fairly quiet with just a couple of sales here and there noted at \$170.00 dressed in Iowa, steady to last week but not enough to establish any kind of market. Wednesday, at the Fed Cattle Exchange online auction, there were 666 head on offer, in 4 lots with delivery in 1-17 days for one lot in the north, and 1-9 days on three southern lots. Asking prices ranged from \$108.00-\$109.00 live, however no bids surfaced and all cattle were left unsold. Wednesday afternoon there were a few bids in the south at \$105.00 live but sellers were showing no interest. Thursday saw a couple of deals in Nebraska at \$170.00 dressed, with \$171.00-\$172.00 reported in Iowa, but not enough to establish a market. This afternoon a light test is starting to develop in the north with sales in Iowa at \$109.00 live and \$172.00 dressed, with a few sales in Nebraska, also at \$172.00 dressed up \$2.00 cwt from last week. In the south, bids are sitting at \$105.00-\$106.00 live, but sellers are resisting the lower bids. Asking prices are holding firm at \$109.00-\$110.00 live in the south and \$175.00-\$178.00 dressed in the north. Active trade should start to develop soon, but it appears the market tone is stronger.