



## Weekly Market Information Report for the week ending Thursday October 17, 2019

The following information is collected from various sources and disseminated by Beef Farmers of Ontario.

### ONTARIO DIRECT TO PACKER RAILGRADE CATTLE TRADE

Prices are on a carcass weight basis before grade and weight discounts. Weekly Range:

**A Grade Steers** Few at \$236.00 delivered.  
**A Grade Heifers** No bids or sales reported

### ONTARIO LIVE CATTLE TRADE

Ontario auction sales this week saw weighted average price ranges for:

FED CATTLE	Volume	Price Range	Average	Top	Last Week Avg
Large Frame Steers +1250	142	118.35-140.00	131.14	146.50	139.95
Medium Frame Steers +1250	49	127.12-140.23	133.15	146.25	134.66
Large & Medium Frame Steers +1250	191	122.29-141.17	133.46	146.50	139.02
Large Frame Heifers +1000	111	120.47-136.73	129.82	144.00	129.10
Medium Frame Heifers +1000	110	126.01-138.70	134.06	165.00	126.21
Large & Medium Frame Heifers +1000	221	126.03-138.49	132.86	165.00	127.96
Fed steers, Dairy & Dairy Cross +1250	67	95.40-109.10	103.11	126.00	108.37
Fed heifers, Dairy & Dairy Cross +1000	89	76.20-101.34	92.12	122.00	90.72
Cows - All Weights	1,904	49.87-74.32	61.18	111.00	62.42
Bulls - All Weights	123	78.76-101.92	89.73	160.00	90.46

### STOCKERS - Large and Medium Frame

STEERS	Volume	Price Range	Average	Top	Last Week Avg
1000+	972	166.32-181.60	174.99	189.00	168.65
900-999	813	180.28-192.86	187.37	196.00	183.92
800-899	431	160.39-199.03	186.08	205.00	187.92
700-799	461	162.63-199.67	186.24	207.00	185.11
600-699	739	162.65-216.13	192.65	238.00	189.27
500-599	845	173.60-234.05	207.96	252.50	208.30
400-499	505	181.28-254.73	223.75	270.00	217.75
-399	203	139.81-249.27	203.91	275.00	215.86
HEIFERS	Volume	Price Range	Average	Top	Last Week Avg
+900	319	146.45-165.33	160.27	180.50	150.68
800-899	218	139.59-173.89	164.36	185.50	159.90
700-799	249	145.49-173.52	162.91	196.50	163.63
600-699	404	135.32-181.19	162.54	206.99	163.86
500-599	591	141.77-200.51	175.23	222.00	172.43
400-499	480	151.79-210.89	184.73	225.00	169.30
300-399	165	146.84-208.40	179.69	230.00	169.83
-299	41	133.98-181.63	152.68	255.00	161.94

At Kawartha Lakes Co-op Auction Market: October 12, 2019 – 142 cows, 7 bulls, 39 veal, 39 stockers, 3 fed cattle

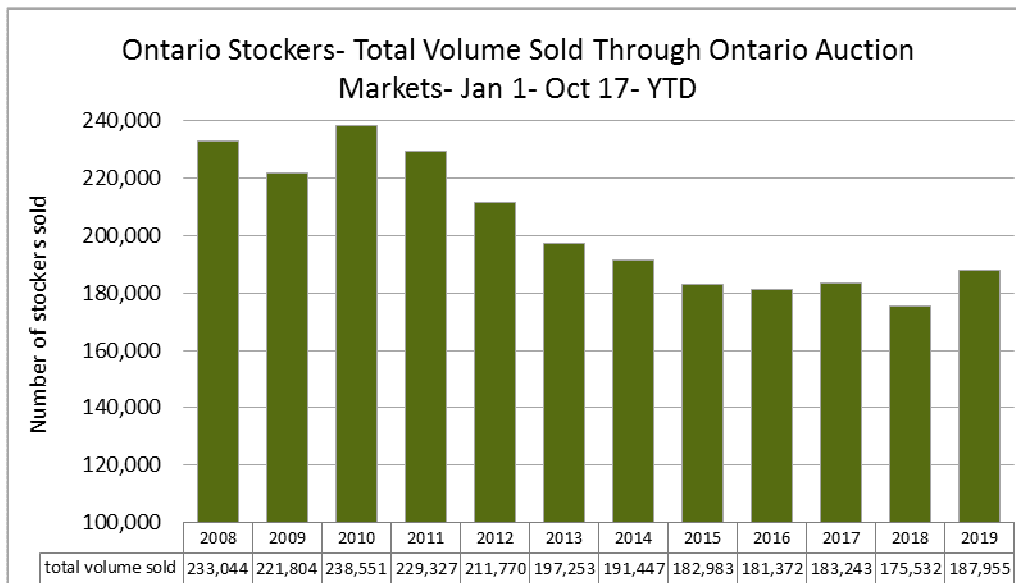
	Price Range	Average	Top
Cows	54.00-89.50	63.07	111.00
Veal 126-300 lbs	50.00-180.00	106.43	180.00
Veal calves 125- lbs	40.00-165.00	66.84	165.00

**Denfield Livestock Exchange Inc., October 15, 2019: 96 Fed Cattle, 33 Veal, 3 Bulls, 39 Cows**

	Price Range	Average	Top
Large & Medium Frame Fed Steers +1250 lbs	139.75-145.00	140.78	146.25
Large & Medium Frame Fed Heifers +1000 lbs	132.00-142.75	139.04	165.00
Fed Steers, Dairy & Dairy Cross	120.00-126.00	123.30	126.00
Cows	43.50-67.00	56.77	77.50
Veal over 600 lbs	109.50-133.50	120.22	133.50

**At Aylmer Stockyards Inc.: October 16, 2019- 43 Veal, 136 Cows, 56 Fed Cattle, 9 stockers, 7 bulls**

	Price Range	Average	Top
Fed heifers, dairy and dairy cross 100+ lbs	72.99-106.49	100.40	106.49
Cows	42.49-91.00	66.50	91.00
Veal over 600 lbs	79.00-136.49	121.10	136.49



**ONTARIO STOCKER AND FEEDER TRADE**

Stocker sale at **Brussels Livestock: October 11, 2019 – 1,112 Stockers**

Steers	Price Range	Average	Top	Heifers	Price Range	Average	Top
1000+	143.00-167.00	157.26	179.00	900+	146.50-166.75	159.44	166.75
900-999	165.50-193.00	182.58	193.00	800-899	138.00-185.00	170.33	185.00
800-899	185.00-203.00	195.14	203.00	700-799	158.00-179.75	171.83	179.75
700-799	181.00-206.00	198.62	206.00	600-699	148.00-174.00	161.18	175.00
600-699	175.00-216.00	195.89	223.00	500-599	130.00-180.00	156.01	205.00
500-599	178.00-225.00	202.07	246.00	400-499	145.00-224.00	179.30	224.00
400-499	182.00-253.00	213.27	260.00	300-399	165.00-200.00	182.79	200.00
399-	185.00-237.00	225.89	245.00		92.00-120.00	96.10	175.00

Stocker sale at: **Community Livestock Exchange: October 15, 2019 – 242 Stockers**

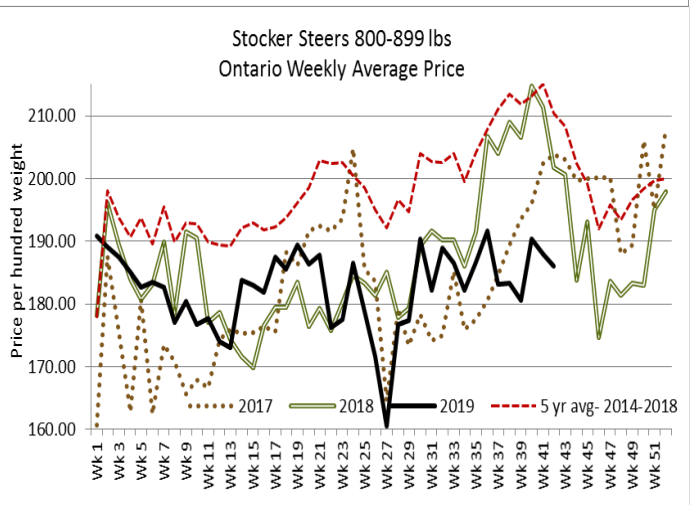
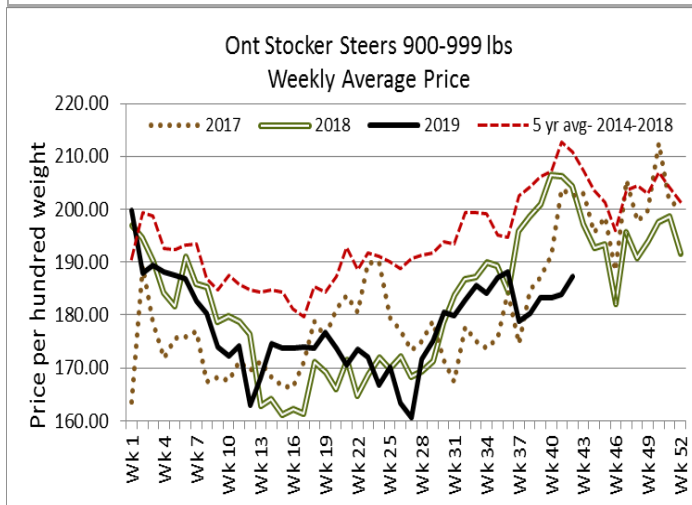
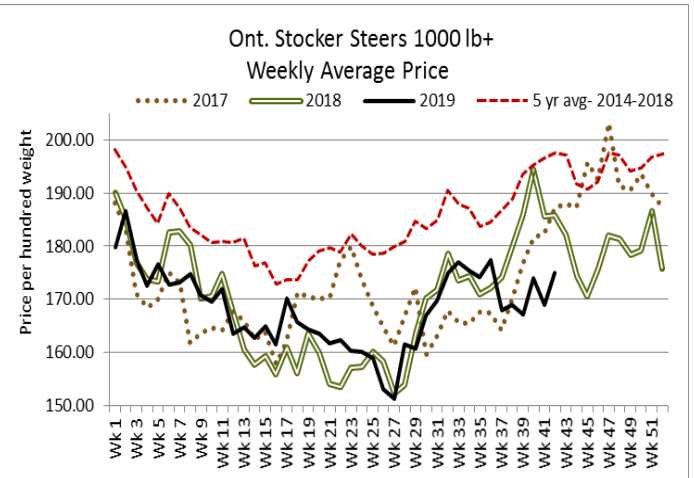
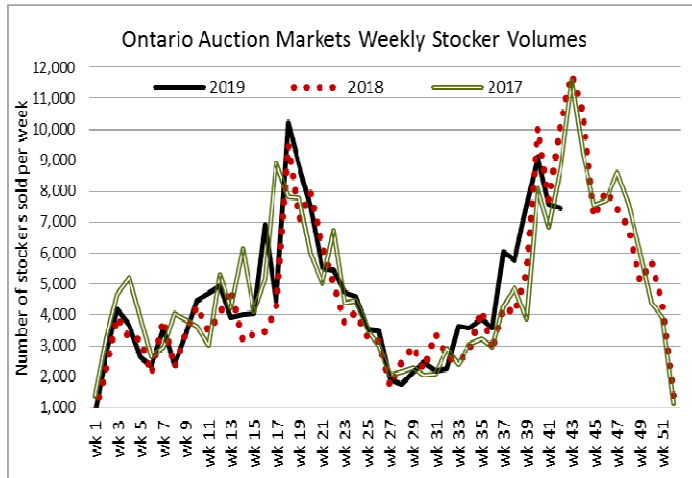
Steers	Price Range	Average	Top	Heifers	Price Range	Average	Top
700-799	119.99-169.99	155.09	169.99	600-699	116.99-193.99	166.19	193.99
600-699	119.99-210.00	179.40	210.00	500-599	122.50-206.99	172.59	206.99
500-599	125.00-235.00	196.10	235.00	400-499	122.99-208.00	175.00	208.00
400-499	147.50-270.00	223.39	270.00				

Stocker sale at **Keady Livestock Market, October 15, 2019- 682** stockers

<b>Steers</b>	<b>Price Range</b>	<b>Average</b>	<b>Top</b>	<b>Heifers</b>	<b>Price Range</b>	<b>Average</b>	<b>Top</b>
<b>900-999</b>	176.50-192.75	183.76	192.75	<b>900+</b>	140.00-178.00	171.40	178.00
<b>800-899</b>	170.00-199.00	188.89	199.00	<b>800-899</b>	178.50-185.50	182.73	185.50
<b>700-799</b>	171.00-207.00	191.24	207.00	<b>700-799</b>	157.50-184.50	178.76	184.50
<b>600-699</b>	187.00-215.00	204.00	215.00	<b>600-699</b>	155.00-190.00	173.15	190.00
<b>500-599</b>	190.00-229.00	213.17	241.00	<b>500-599</b>	157.50-192.50	178.52	204.00
<b>400-499</b>	209.00-242.50	231.72	266.00	<b>400-499</b>	185.00-217.50	204.19	217.50
<b>399-</b>	235.00-275.00	258.33	275.00	<b>300-399</b>	175.00-230.00	211.00	230.00

Stocker sale at: **Renfrew Pontiac Livestock: October 15, 2019 – 528** Stockers

<b>Steers</b>	<b>Price Range</b>	<b>Average</b>	<b>Top</b>	<b>Heifers</b>	<b>Price Range</b>	<b>Average</b>	<b>Top</b>
<b>700-799</b>	196.50-197.50	197.39	197.50	<b>800-899</b>	101.00-150.00	146.30	150.00
<b>600-699</b>	112.50-222.00	185.80	222.00	<b>700-799</b>	90.00-173.99	143.30	173.99
<b>500-599</b>	130.00-231.00	211.69	231.00	<b>600-699</b>	129.00-206.99	182.49	206.99
<b>400-499</b>	152.49-260.99	229.09	260.99	<b>500-599</b>	139.99-217.49	200.89	217.49
<b>399-</b>	119.99-258.00	214.19	264.00	<b>400-499</b>	162.50-225.00	209.20	225.00
				<b>300-399</b>	107.49-220.99	178.60	220.99
				<b>299-</b>	100.00-175.00	127.29	175.00



Stocker sale at **Ontario Livestock Exchange: October 16, 2019 – 481 Stockers**

Steers	Price Range	Average	Top	Heifers	Price Range	Average	Top
1000+	171.75-186.50	178.10	186.50	900+	130.00-155.00	148.25	155.00
900-999	181.00-196.00	188.38	196.00				
800-899	191.50-200.00	192.87	200.00				

Stocker sale at: **Ontario Livestock Exchange, October 27, 2019– 469 Stockers**

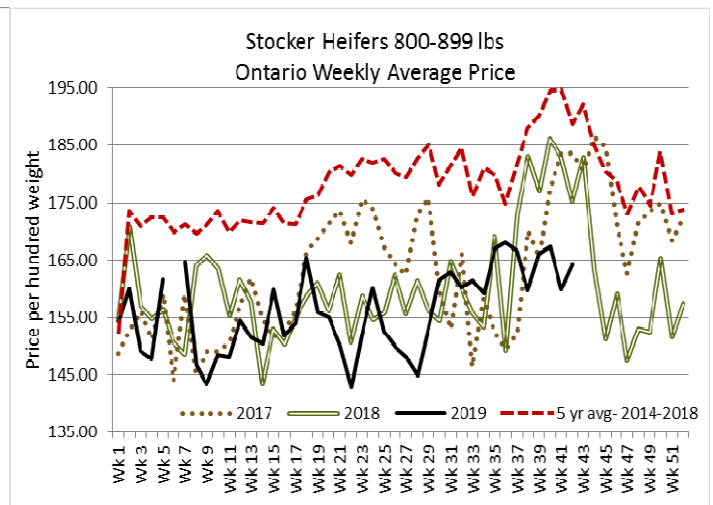
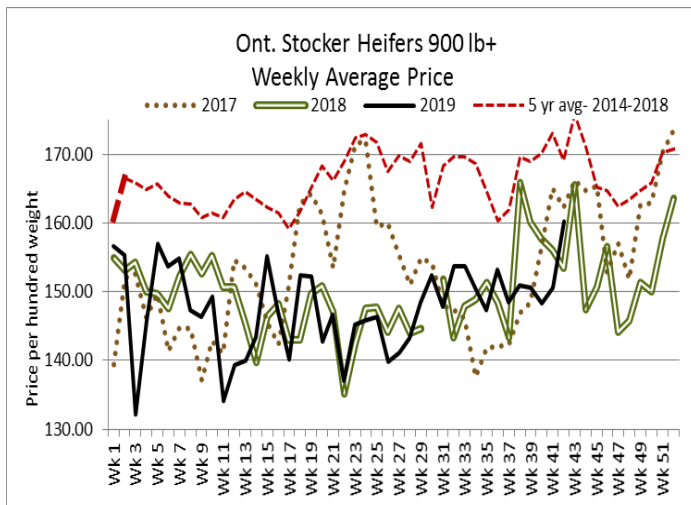
Steers	Price Range	Average	Top	Heifers	Price Range	Average	Top
1000+	122.50-157.00	138.27	157.00	900+	90.00-122.50	109.00	122.50
900-999	142.50-180.00	168.65	194.00	800-899	117.50-148.00	136.00	148.00
800-899	1412.50-197.00	155.62	197.50	700-899	110.00-144.00	129.29	144.00
700-799	110.00-190.00	154.52	190.00	600-699	105.00-152.50	127.08	160.00
600-699	95.00-190.00	138.32	215.00	500-599	125.00-162.50	143.25	165.00
500-599	130.00-221.00	173.36	230.00	400-499	125.00-190.00	149.76	190.00
400-499	150.00-220.00	190.08	220.00	300-399	152.50-177.50	162.50	177.50
399-	140.00-215.000	178.86	215.00				

Stocker sale at **Ontario Stockyards Inc., October 27, 2019– 1,389 Stockers**

Steers	Price Range	Average	Top	Heifers	Price Range	Average	Top
1000+	130.00-189.00	170.48	189.00	800-899	131.00-172.00	164.37	172.00
900-999	154.00-181.75	174.07	185.00	700-799	154.00-170.00	159.54	170.00
800-899	69.00-194.00	144.99	195.50	600-699	120.00-178.00	153.96	203.00
700-799	170.00-206.00	189.41	206.00	500-599	150.00-213.00	177.72	222.00
600-699	168.50-224.50	199.13	238.00	400-499	140.00-204.00	175.97	224.00
500-599	200.00-250.00	223.63	252.50	300-399	150.00-216.00	181.98	216.00
400-499	195.00-258.00	229.22	265.00	299-	105.00-150.00	129.84	150.00
399-	208.00-270.00	232.77	270.00				

Stocker sale at: **Ottawa Livestock Exchange, October 27, 2019– 231 Stockers**

Steers	Price Range	Average	Top	Heifers	Price Range	Average	Top
700-799	90.00-206.00	166.08	206.00	600-699	134.00-194.00	177.56	194.00
600-699	160.00-224.00	202.47	224.00	500-599	150.00-200.00	181.06	200.00
500-599	188.00-240.00	214.85	242.00	400-499	165.00-204.00	181.21	204.00
400-499	208.00-267.00	243.50	267.00				
399-	126.00-250.0	173.88	268.00				



### ONTARIO STOCKER & FEEDER TRADE SPECIAL FALL SALES

Stocker sale at **Keady Livestock Market: October 11, 2019** – 1,096 stockers- grass yearling sale- overnight stand

Steers	Price Range	Average	Top	Heifers	Price Range	Average	Top
1000+	174.75-184.00	180.24	188.00	900+	180.50-49 hd		
900-999	190.00-195.00	192.07	195.00	800-899			
800-899	197.00-205.00	200.45	205.00				

All cattle sold at prices \$3.00-\$5.00 cwt higher.

Stocker sale at **Temiskaming Livestock Sales, October 11, 2019**- 561 stockers

Steers	Price Range	Average	Top	Heifers	Price Range	Average	Top
700-799	141.00-176.50	166.26	180.00	700-799	149.00-160.00	156.78	168.00
600-699	175.00-196.00	184.42	216.00	600-699	154.00-183.00	170.39	183.00
500-599	180.00-224.00	197.72	228.00	500-599	148.00-214.00	182.72	214.00
400-499	192.00-266.00	231.93	266.00	400-499	169.00-219.00	200.73	219.00
300-	72.50-265.00	189.96	265.00	300-399	150.00-200.00	168.90	220.00
				299-	200.00-255.00	228.00	255.00

Stocker sale at **Kawartha Lakes Community Sales Barn, October 16, 2019** - 417 stockers

Steers	Price Range	Average	Top	Heifers	Price Range	Average	Top
900-999	166.00-190.50	185.03	190.50	900+	160.00-173.50	170.46	173.50
800-899	115.00-198.50	190.50	198.50	800-899	144.00-183.50	174.08	183.50
700-799	158.00-204.50	194.83	204.50	700-799	163.50-196.50	178.25	196.50
600-699	175.00-224.50	199.17	224.50	600-699	145.00-186.00	170.47	186.00
500-599	187.50-234.50	219.36	234.50	500-599	135.00-205.00	184.64	205.00
400-499	180.00-249.00	236.60	249.00	400-499	156.00-205.00	189.55	205.00

Stockers sold on a steady market.

### ONTARIO BRED COW SALES

**Brussels Livestock, October 16, 2019**- 200 Bred cows, 40 Cow calf pairs (prices are per head & per pair)

	Exotic and Exotic X	British and British X
Avg quality bred cows	\$800-\$1500	\$650-\$1200
Avg quality cow/calf pairs	\$1800-\$2400	\$1000-\$1800

A good active trade.

### LIVE CATTLE EXPORTS-ONTARIO

	Week ending Sep 28, 2019	Week ending Sep 21, 2019	Year to Date
Total live slaughter cattle exported from Ontario to the U.S.	2,490	2,409	94,687
Steers & Heifers & Cows	2,195	2,010	83,118
Bulls	295	399	11,569

### AVERAGE CARCASS WEIGHTS – CANADA

	Steers	Heifers
Oct 12, 2019	934	849
Oct 5, 2019	933	832
Oct 13, 2019	924	848

### FEDERALLY INSPECTED CANADIAN PROCESSING

	Week Ending Oct 12, 2019	# of hd change from week ago	YTD	% Change (Week Ago)	% Change (Year Ago)
Grand Total	59,926	-4,564	2,490,272	-7%	+6%
Western Slaughter	47,951	-4,183	1,959,104	-8%	+6%
Eastern Slaughter	11,975	-381	531,168	-3%	+3%

### USDA ESTIMATED CATTLE PROCESSING VOLUME

	Week Ending October 12, 2019	Previous Week	Year Ago
Grand Total	642,000	645,000	632,000

### ALBERTA DIRECT TRADE

For the week ending October 17, 2019

<b>Steers</b>	Live FOB	141.50-142.75	Rail FOB	239.50-241.00
<b>Heifers</b>	Live FOB	N/T	Rail FOB	239.00-241.00

### U.S. TRADE (U.S. funds)

For the week ending October 17, 2019

<b>Choice and Select Steers and Heifers:</b>	Live	108.00-111.00
	Rail	173.00-175.00

### QUEBEC ELECTRONIC AUCTION MARKET (F.O.B. THE FEEDLOT)

	Price	Change from Last Week
For the week ending October 17, 2019	232.50-236.75	+0.33

### CANADIAN BOXED BEEF CUT-OUT VALUES

Week Ending	AAA	AA
October 4, 2019	2.7708	2.5394
September 27, 2019	2.7568	2.4792
September 20, 2019	2.7407	2.4794

### U.S. BOXED BEEF CUT-OUT VALUES (U.S. funds)

	Choice 600-900	Select 600-900
Current Five Day Average:	217.46	190.69

### BEEF EXPORTS – CANADA

	<b>United States</b> Jan 1- Aug 31	Change from last year YTD	<b>Mexico</b> Jan 1- Aug 31	Change from last year YTD
Total	211,630 tonnes	+10% or +18,688 tonnes	10,476 tonnes	+5% or +513 tonnes
	<b>Japan</b> Jan 1- Aug 31	Change from last year YTD	<b>China</b> Jan 1- Aug 31	Change from last year YTD
Total	32,434 tonnes	+54% or +11,354 tonnes	11,475 tonnes	+163% or +7,112 tonnes

### LIVE CATTLE – CANADA

<b>IMPORTS</b>		Import % change from 2018 YTD	<b>EXPORTS</b>		Export % change from 2018 YTD
Jan 1- Aug 31			Jan 1- Oct 5, 2019		
Pure bred	2,999	-28%	Slaughter steers & heifers & cows	349,584	+21%
Non-pure bred	125,274	+38%	Feeder cattle & calves	167,100	+5%
			Bulls	35,272	+1%

### BEEF PRODUCTION – CANADA

	Jan 1 – Oct 12/19	Last Year Same Time	% Change
Fed	833,143 tonnes	771,815 tonnes	+8%
Non-fed	135,186 tonnes	132,386 tonnes	+2%



## BEEF IMPORTS – CANADA

	Jan 1 – Oct 12/19	Last Year Same Time	% Change
United States	84,395 tonnes	95,962 tonnes	-12%
Non-CUSMA	28,542 tonnes	38,591 tonnes	-26%
EU-28 (beef/veal total)	4,036 tonnes	1,647 tonnes	+145%
Total	123,112 tonnes	143,124 tonnes	-14%

## CHICAGO MERCANTILE EXCHANGE

Closing quotes on futures today were as follows:

Live Cattle	Feeder Cattle	Corn	Soybeans	Canadian \$
Oct 110.47 -1.92	Oct 143.50 -0.70	Dec 3.910 -3.6	Nov 9.340 +2.4	Spot 76.21 +0.09
Dec 113.62 -0.75	Nov 142.85 -1.47	Mar 4.026 -3.6	Jan 9.474 +2.2	Dec 76.24 +0.08
Feb 119.07 -0.47	Jan 139.45 -1.40	May 4.094 -3.2	Mar 9.592 +2.2	Mar 76.26 +0.08
Apr 120.92 -0.47	Mar 138.85 -1.20	Jul 4.152 -2.4	May 9.674 +2.2	Jun 76.24 +0.08
Jun 113.45 -0.40	Apr 140.32 -1.00	Sep 4.064 -0.6	Jul 9.760 +2.4	Sep 76.21 +0.07
Aug 111.40 -0.47	May 141.15 -0.97	Dec 4.102 -0.4	Aug 9.784 +2.2	Dec 76.17 +0.07

Beef Farmers of Ontario, 130 Malcolm Road, Guelph, ON N1K 1B1 Phone: (519) 824-0334 Fax: (519) 824-9161 or email: [markets@ontariobeef.com](mailto:markets@ontariobeef.com)

## OBCFPP LICENCE CHANGES

### Now Licenced Dealer:

10763381 Canada Inc, o/a Pine Ridge Meat Packers, 28 Davey Street, Ajax, ON L1Z 1L2

## UPCOMING FALL STOCKER AND FEEDER SALES

Oct 19	8:30 am	Rainy River Cattlemens – Stratton	Later Season Calves, Yearlings, Cows Etc.
Oct 19	10:00 am	Algoma Co-op Livestock Sales-Thessalon	Calf Sale
Oct 19	11:00 am	Denfield Livestock Exchange	Stockers & Bred Cow, Cow/Calf Pair Sale
Oct 19	1:00 pm	Maple Hill Auctions Ltd	“Upin the Ante” Charolais Sale
Oct 22	11:00 am	Ontario Stockyards Inc	Special Fall Yearling Sale
Oct 23	10:00 am	Kawartha Lakes Community Sale Barn	Stocker Sale & Purebred Charolais Dispersal
Oct 24	10:00 am	Warton-Grey Bruce Livestock Co-op	Calf Sale
Oct 25	10:00 am	Brussels Livestock	Vaccinated Stockers & Hereford Influence Sale
Oct 25	7:00 pm	Cargill Auction Market	Local Calf Sale
Oct 25	7:00 pm	Ontario Stockyards Inc	Bred Cow Sale
Oct 26	9:00 am	Keady Livestock Market	Bruce Peninsula Char. Calf Club Sale-presorted
Oct 26	10:30 am	Ottawa Livestock Exchange	Bred Cow Sale
Oct 28	1:00 pm	Listowel Livestock	Fall Stocker Sale
Oct 29	9:00 am	Keady Livestock Market - <b>no reg. sale</b>	Georgian Bay Char. Calf Club Sale-presorted
Oct 30	10:00 am	Kawartha Lakes Community Sale Barn	Fall Stocker Sale
Oct 30	2:00 pm	Vankleek Hill Livestock Exchange	Fall Stocker Sale
Oct 31	9:00 am	Keady Livestock Market	Bluewater Black Calf Sale- presorted
Nov 1	7:00 pm	Cargill Auction Market	Local Calf & Yearling Sale
Nov 2	8:30 am	Rainy River Cattlemens- Stratton	Calves, Yearlings, Cows, Bred Cows etc.
Nov 2	9:00 am	Keady Livestock Market	Central Ontario Calf Producers Sale-owner lots
Nov 2	11:00 am	Denfield Livestock Exchange	Local Calf Sale- No Cows Please

## Comments for the week ending October 17, 2019

Slightly higher receipts of 412 fed steers and heifers sold through auction markets on a shorter trading week. Volumes this week were up 48 from last week and 68 more than this time last year. Fed steers ranged from \$122.29-\$141.47 averaging \$133.46 down \$5.56 from last week and \$5.67 below year ago prices. Heifers traded from \$126.03-\$138.49 averaging \$132.86 up \$4.90 from last week, but \$1.25 below year ago prices. Auction markets reported trade as steady to fully steady, with demand noted as selective to good.

The Ontario railgrade trade was very quiet with just a few sales reported at \$236.00 dressed for steers, up \$2.50 from last week. Packer interest was limited with two federal packers not bidding this week.

The Boxed Beef Report by Kevin Grier, reported the overview on the CDN market the week before Thanksgiving: "Canadian price levels were basically steady last week with the ends not moving much either way and the ribs and loins moving in opposite directions. The Canadian retailers put in a remarkable showing on their flyers for the Thanksgiving weekend. For the first time ever, the front page of surveyed flyers had 100% beef coverage. Not only did beef dominate the flyers but turkeys and hams were a distant second place. With that noted sales were not strong; for the most part sales were at or below budget or expectations."

Much lighter receipts of fed/cull cows came to market this week with just 1,904 head sold through auctions, down 259 from last week and 897 less than this time last year. Cows sold from \$49.87-\$74.32 \$74.90 averaging \$61.18, down \$1.24 from last week but \$9.01 stronger than this time last year. Auction markets reported trade as steady on a good demand to start. On Tuesday, reports were mixed with two auctions noting sales from steady to slightly stronger, while two others noted trade barely steady to slightly lower. By Wednesday and Thursday, trade was holding steady.

About steady volumes of stocker and feeder cattle sold through auction markets this week at 7,436 head, down just 163 from last week but 2,815 less than the same week last year. However, on a year to date basis, volumes sold as of this week totaled 187,955 head, which is up 12,423 from this time last year and 4,712 more than in 2017. Auction markets reported trade on Friday, as easier on all weights and classes, with one market noting grass yearlings as \$3.00-\$5.00 cwt higher. As the week progressed, trade was steady to strong with good buyer interest on vaccinated local calves. By mid-week, trade was noted as steady with heavier cattle trading \$5.00-\$6.00 cwt higher. The market ended the week steady to \$5.00-\$7.00 higher on all classes. Actual average prices this week saw steers 400-500 lbs up \$6.00 from last week on average, 500-600 lbs down \$0.34, 600-700 lbs up \$3.38, 700-800 lbs up \$1.13, 800-900 lbs down \$1.84, 900-1000 lbs up \$3.45 and steers 1000 lbs and over averaged \$6.34 stronger than last week. Heifers from 300-400 lbs were up \$9.86 from last week, 400-500 lbs up \$15.43, 500-600 lbs UP \$2.80, 600-700 lbs down \$1.32, 700-800 lbs down \$0.72, 800-900 lbs up \$4.46 and heifers 900 lbs and over averaged \$9.61 higher than last week's weighted average prices.

The Quebec electronic market this week ranged from \$232.50-\$236.75 cwt dressed, up \$0.33 from last week's weighted average price.

Alberta direct trade saw a light test on Wednesday with Canfax reporting prices from \$239.00-\$242.00 delivered on a dressed basis, steady to \$2.00 higher than last week. On Thursday, trade was light with sales reported at \$242.00 delivered, on a dressed basis, up \$2.00 from last week. Canfax reported cattle on a picked up basis from \$141.50-142.75 for steers, averaging \$142.38 with no live sales last week to compare to. On the rail, picked up prices ranged from \$239.00-\$241.00 dressed, with steers averaging \$240.53 up \$3.12 from last week, while heifers averaged \$240.28 up \$2.95. Canfax reports: "Buyers were indicating cattle that they bought this week would be lifted in three weeks. Cash to futures basis levels did weaken but stronger prices week over week did encourage producers to market cattle. Even though fed prices have rallied for 5 straight weeks cattle that are being sold are still losing money."

The US cash cattle trade for the week ending October 11<sup>th</sup>, was stronger with prices reported as \$2.00 cwt higher. Southern trade was generally from \$109.00-\$110.00 live and northern sales from \$109.00-\$111.00 live and \$172.00 dressed. Prices for the entire week, reported by the USDA Mandatory Price Report, listed live sales from \$104.00-\$111.50 with steers averaging \$109.21 up \$1.87 from the previous week, while heifers averaged \$109.30 up \$1.42. On the rail, steers and heifers sold from \$170.00-\$172.00 dressed, with steers averaging \$171.77 up \$1.97, while heifers averaged \$171.85 up \$2.02.



This week the market has been very quiet, with just a light test in Iowa on Monday at steady prices of \$111.00 live, but not enough to establish a market. On Wednesday, at the Fed Cattle Exchange online auction there were 768 head on offer, in 5 lots with delivery in 1-9 days on four southern lots and 1-17 days on one northern lot. All five lots were asking \$111.00 live, but packers showed no interest and all lots were left unsold. Thursday a handful sold in the north at \$175.00 dressed, but only a couple hundred head, while the south remained at a standstill. This afternoon a light to moderate trade is developing in the south at \$108.00 live which is steady to \$1.00 lower than last week's average. In the north, trade is reported from \$173.00-\$175.00 dressed, mostly \$173.00, up \$1.00 from last week and \$2.00 below yesterday, partially thanks to the sharply lower spot live cattle futures today. Delivery of the dressed cattle is delayed at the \$175.00 price point. Business is expected to continue this afternoon, but at this point the market trend is established.