



## Weekly Market Information Report for the week ending Thursday October 24, 2019

The following information is collected from various sources and disseminated by Beef Farmers of Ontario.

### ONTARIO DIRECT TO PACKER RAILGRADE CATTLE TRADE

Prices are on a carcass weight basis before grade and weight discounts. Weekly Range:

**A Grade Steers** 232.00-236.00

**A Grade Heifers** 232.00-234.00

### ONTARIO LIVE CATTLE TRADE

Ontario auction sales this week saw weighted average price ranges for:

FED CATTLE	Volume	Price Range	Average	Top	Last Week Avg
Large Frame Steers +1250	245	119.97-137.83	131.60	160.50	131.14
Medium Frame Steers +1250	159	120.21-135.18	129.23	156.50	133.15
Large & Medium Frame Steers +1250	404	119.97-137.07	130.60	160.50	133.46
Large Frame Heifers +1000	128	123.97-135.95	129.77	178.00	129.82
Medium Frame Heifers +1000	135	119.17-135.89	129.57	146.50	134.06
Large & Medium Frame Heifers +1000	263	123.26-138.27	131.55	178.00	132.86
Fed steers, Dairy & Dairy Cross +1250	81	96.63-106.93	101.93	115.00	103.11
Fed heifers, Dairy & Dairy Cross +1000	134	65.25-96.82	83.79	107.00	92.12
Cows - All Weights	2,820	47.53-74.94	61.01	119.99	61.18
Bulls - All Weights	176	79.71-116.70	99.13	229.99	89.73

### STOCKERS - Large and Medium Frame

STEERS	Volume	Price Range	Average	Top	Last Week Avg
1000+	1,451	162.93-180.46	171.59	186.50	174.99
900-999	1,133	174.49-192.47	185.23	198.25	187.37
800-899	446	169.24-191.28	182.71	203.50	186.08
700-799	571	158.98-201.27	182.95	211.50	186.24
600-699	900	161.45-216.19	195.08	235.00	192.65
500-599	1,395	147.85-228.73	204.28	254.00	207.96
400-499	823	163.76-250.72	215.31	270.00	223.75
-399	312	153.90-241.18	205.76	272.50	203.91
HEIFERS	Volume	Price Range	Average	Top	Last Week Avg
+900	705	136.71-162.68	150.20	186.00	160.27
800-899	776	152.73-175.08	167.15	189.00	164.36
700-799	493	138.48-167.96	156.24	190.50	162.91
600-699	507	136.13-178.06	161.75	208.99	162.54
500-599	869	132.96-189.50	166.82	231.00	175.23
400-499	815	121.50-208.72	170.34	239.99	184.73
300-399	277	132.48-206.45	174.30	245.00	179.69
-299	45	108.91-177.42	147.25	239.99	152.68

At **Kawartha Lakes Community Sale Barn, October 19, 2019-** 111 cows, 10 bulls, 71 stockers, 57 veal

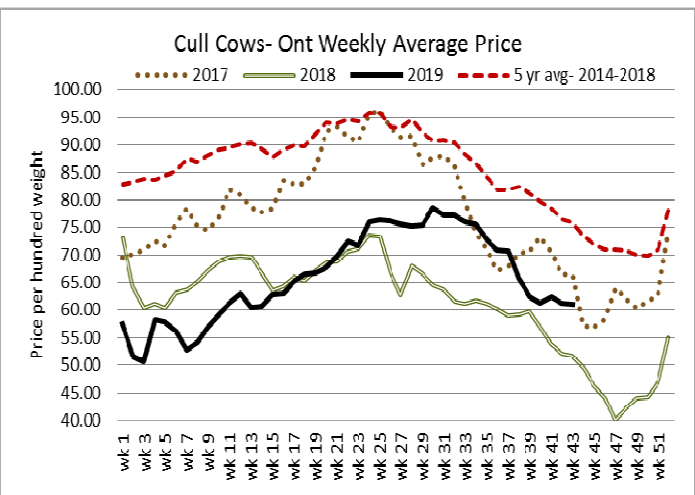
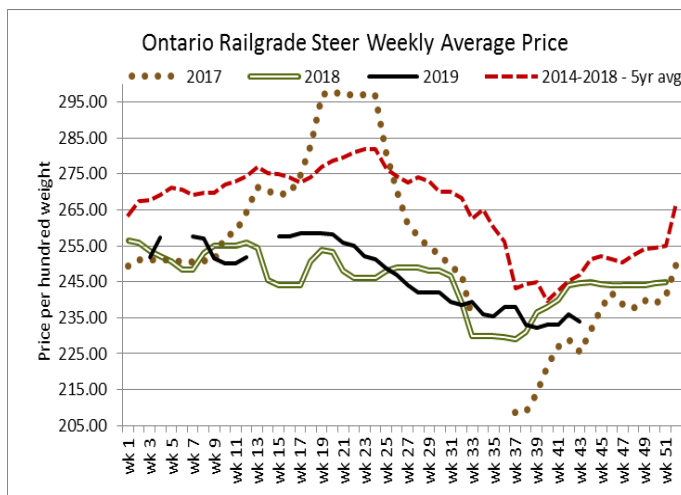
	Price Range	Avg.	Top
Cows	50.00-87.50	6.80	89.50
Bulls under 1600 lbs	69.00-100.00	81.93	100.00
Bulls over 1600 lbs	84.00-94.50	89.32	94.50
Veal over 600 lbs	95.00-115.00	101.85	129.00

**Denfield Livestock Exchange Inc., October 22, 2019: 155 Fed Cattle, 28 Veal, 4 Bulls, 115 Cows, 10 stockers**

	Price Range	Average	Top
Large & Medium Frame Fed Steers +1250 lbs	124.00-149.00	136.36	160.50
Large & Medium Frame Fed Heifers +1000 lbs	135.25-143.00	138.81	178.00
Fed Heifers, Dairy & Dairy Cross	73.00-94.00	81.88	94.00
Cows	44.00-70.50	56.19	90.00
Veal over 600 lbs	96.00-131.00	115.58	131.00

**At Aylmer Stockyards Inc.: October 23, 2019- 70 Veal, 188 Cows, 41 Fed Cattle, 28 stockers, 3bulls**

	Price Range	Average	Top
Fed heifers, dairy and dairy cross 100+ lbs	59.99-107.00	95.59	107.00
Cows	40.00-91.00	66.00	91.00
Veal over 600 lbs	79.00-141.99	121.59	141.99



**ONTARIO STOCKER AND FEEDER TRADE**

**Stocker sale at Brussels Livestock: October 18, 2019 – 1,952 Stockers**

Steers	Price Range	Average	Top	Heifers	Price Range	Average	Top
1000+	154.00-174.00	165.58	183.00	900+	136.00-163.50	152.32	165.50
900-999	155.25-192.00	174.42	194.00	800-899	141.00-178.00	162.85	178.00
800-899	187.50-203.50	195.03	203.50	700-799	119.00-165.50	144.92	170.50
700-799	171.00-211.00	192.53	211.00	600-699	151.00-185.50	172.67	185.50
600-699	175.00-220.00	203.09	235.00	500-599	150.00-194.00	175.94	198.00
500-599	179.00-228.00	205.04	254.00	400-499	158.00-195.00	173.92	218.00
400-499	170.00-235.00	204.34	270.00	300-399	150.00-195.00	173.80	195.00
399-	165.00-250.00	215.07	260.00				

**Stocker sale at: Community Livestock Exchange: October 22, 2019 – 306 Stockers**

Steers	Price Range	Average	Top	Heifers	Price Range	Average	Top
700-799	126.00-161.00	142.59	161.00	900+	59.99-110.00	81.49	126.00
600-699	119.99-210.00	174.30	210.00	600-699	87.50-164.99	133.00	208.99
500-599	117.50-235.00	203.20	235.00	500-599	100.00-186.49	145.79	186.49
400-499	121.99-243.00	198.79	243.00	400-499	106.00-198.99	167.79	198.99
399-	189.99-214.99	198.59	232.50				

Stocker sale at **Keady Livestock Market, October 22, 2019- 606** stockers

<b>Steers</b>	<b>Price Range</b>	<b>Average</b>	<b>Top</b>	<b>Heifers</b>	<b>Price Range</b>	<b>Average</b>	<b>Top</b>
<b>900-999</b>	174.00-189.00	182.14	189.00	<b>900+</b>	165.00-179.50	174.85	179.50
<b>800-899</b>	176.00-185.00	182.00	192.00	<b>800-899</b>	183.50-189.00	187.20	189.00
<b>700-799</b>	135.00-211.50	193.00	211.50	<b>700-799</b>	161.00-190.50	183.75	190.50
<b>600-699</b>	187.50-219.00	209.92	219.00	<b>600-699</b>	172.50-182.50	178.95	182.50
<b>500-599</b>	180.00-227.00	216.65	230.00	<b>500-599</b>	172.50-199.00	180.69	199.00
<b>400-499</b>	245.00-270.00	258.01	270.00	<b>400-499</b>	167.00-215.00	187.50	230.00
<b>399-</b>	238.00-272.50	252.83	272.50	<b>300-399</b>	210.00-245.00	222.38	245.00

Stocker sale at: **Renfrew Pontiac Livestock: October 22, 2019 – 695** Stockers

<b>Steers</b>	<b>Price Range</b>	<b>Average</b>	<b>Top</b>	<b>Heifers</b>	<b>Price Range</b>	<b>Average</b>	<b>Top</b>
<b>800-899</b>	160.00-172.99	162.20	172.99	<b>700-799</b>	110.00-167.99	147.70	167.99
<b>700-799</b>	112.50-198.99	163.39	198.99	<b>600-699</b>	108.00-182.49	162.00	182.49
<b>600-699</b>	125.00-214.00	192.39	214.00	<b>500-599</b>	130.00-200.99	172.79	200.99
<b>500-599</b>	119.99-231.00	198.59	231.00	<b>400-499</b>	112.50-206.00	175.69	206.00
<b>400-499</b>	150.00-254.99	212.99	254.99	<b>300-399</b>	105.00-200.00	160.40	200.00
<b>399-</b>	119.99-264.00	204.19	264.00	<b>299-</b>	94.99-164.99	146.70	164.99

Stocker sale at **Ontario Livestock Exchange: October 23, 2019 – 734** Stockers

<b>Steers</b>	<b>Price Range</b>	<b>Average</b>	<b>Top</b>	<b>Heifers</b>	<b>Price Range</b>	<b>Average</b>	<b>Top</b>
<b>1000+</b>	160.00-182.50	169.45	182.50	<b>900+</b>	145.50-166.00	151.39	166.00
<b>900-999</b>	165.50-189.50	179.28	189.50	<b>800-899</b>	160.00-170.00	165.03	170.00
<b>800-899</b>	182.00-189.50	188.15	189.50	<b>700-799</b>	151.50-175.00	167.38	175.00

Stocker sale at: **Ontario Livestock Exchange, October 24, 2019– 533** Stockers

<b>Steers</b>	<b>Price Range</b>	<b>Average</b>	<b>Top</b>	<b>Heifers</b>	<b>Price Range</b>	<b>Average</b>	<b>Top</b>
<b>1000+</b>	106.00-149.00	131.72	149.00	<b>900+</b>	72.00-105.00	85.65	117.50
<b>900-999</b>	112.50-135.00	123.75	135.00	<b>800-899</b>	125.00-151.50	137.27	151.50
<b>800-899</b>	126.00-168.00	152.88	168.00	<b>700-899</b>	62.50-132.50	96.04	167.50
<b>700-799</b>	67.50-140.00	117.60	187.50	<b>600-699</b>	100.00-162.50	134.74	162.50
<b>600-699</b>	100.00-172.50	135.50	215.00	<b>500-599</b>	95.00-155.00	131.19	182.50
<b>500-599</b>	125.00-242.50	195.75	242.50	<b>400-499</b>	102.50-170.00	143.36	175.00
<b>400-499</b>	155.00-217.50	186.47	217.50	<b>300-399</b>	97.50-172.50	127.60	189.00
<b>399-</b>	100.00-167.50	140.31	205.00	<b>299-</b>	120.00-135.00	127.50	135.00

Stocker sale at **Ontario Stockyards Inc., October 24, 2019– 1,219** Stockers

<b>Steers</b>	<b>Price Range</b>	<b>Average</b>	<b>Top</b>	<b>Heifers</b>	<b>Price Range</b>	<b>Average</b>	<b>Top</b>
<b>1000+</b>	44.00-120.00	68.22	158.00	<b>900+</b>	75.00-117.00	90.90	120.00
<b>900-999</b>	152.00-186.75	176.29	186.75	<b>800-899</b>	135.00-180.00	173.13	180.00
<b>800-899</b>	130.00-192.50	176.11	192.50	<b>700-799</b>	130.00-161.00	147.67	161.00
<b>700-799</b>	156.00-200.00	179.99	205.00	<b>600-699</b>	132.00-169.00	150.47	185.00
<b>600-699</b>	164.00-211.00	184.91	230.00	<b>500-599</b>	125.00-176.00	153.46	231.00
<b>500-599</b>	175.00-219.00	201.65	240.00	<b>400-499</b>	112.50-181.00	147.43	222.50
<b>400-499</b>	202.50-248.00	225.46	260.00	<b>300-399</b>	132.50-199.50	166.96	212.50
<b>399-</b>	187.50-260.00	224.72	260.00	<b>299-</b>	150.00-180.00	168.42	180.00

Stocker sale at: **Ottawa Livestock Exchange, October 24, 2019– 262** Stockers

<b>Steers</b>	<b>Price Range</b>	<b>Average</b>	<b>Top</b>	<b>Heifers</b>	<b>Price Range</b>	<b>Average</b>	<b>Top</b>
<b>700-799</b>	100.00-168.00	130.50	178.00	<b>500-599</b>	112.00-174.00	138.19	174.00
<b>600-699</b>	138.00-198.00	168.36	198.00	<b>400-499</b>	106.00-154.00	131.41	170.00
<b>500-599</b>	136.00-222.00	182.84	234.00	<b>300-399</b>	146.00-180.00	166.38	180.00
<b>400-499</b>	144.00-242.00	206.21	246.00				
<b>399-</b>	170.00-236.00	211.07	236.00				

### **ONTARIO STOCKER & FEEDER TRADE SPECIAL FALL SALES**

Stocker sale at **Community Livestock Exchange: October 18, 2019 – 597** Stockers

<b>Steers</b>	<b>Price Range</b>	<b>Average</b>	<b>Top</b>	<b>Heifers</b>	<b>Price Range</b>	<b>Average</b>	<b>Top</b>
<b>1000+</b>	89.00-165.99	137.00	165.99	<b>800-899</b>	165.99-182.00	174.10	182.00
<b>900-999</b>	141.99-180.00	173.30	186.50	<b>700-799</b>	105.00-176.00	163.50	176.00
<b>800-899</b>	139.99-183.00	174.59	183.00	<b>600-699</b>	138.99-192.99	171.10	192.99
<b>700-799</b>	169.99-194.99	185.69	194.99	<b>500-599</b>	137.99-208.00	178.20	208.00
<b>600-699</b>	173.99-220.99	201.79	220.99	<b>400-499</b>	164.99-212.99	186.40	212.99
<b>500-599</b>	184.00-235.99	219.89	235.99	<b>300-399</b>	117.50-197.99	169.30	197.99
<b>400-499</b>	175.00-250.00	222.59	250.00				

There was a high quality offering of 597 consisting of 300 steers and 297 heifers. Bidding was strong across all weights with lighter weight steers and all weights of heifers showing extra strength in comparison with the Ontario market averages. There were 35 consignors and 19 purchasing buyers.

Stocker sale at **Keady Livestock Market: October 18, 2019 – 1,402** stockers- grass yearling sale- overnight stand

<b>Steers</b>	<b>Price Range</b>	<b>Average</b>	<b>Top</b>	<b>Heifers</b>	<b>Price Range</b>	<b>Average</b>	<b>Top</b>
<b>1000+</b>	177.00-186.50	182.30	186.50	<b>900+</b>	177.00-186.00	180.65	186.00
<b>900-999</b>	183.75-196.75	191.23	198.25	<b>800-899</b>	171.50-183.50	179.66	183.50
<b>800-899</b>	194.00-198.25	196.13	198.25				

Cattle sold fully steady with the heavier cattle slightly higher.

Stocker sale at **Denfield Livestock Exchange: October 19, 2019 – 500** Stockers

<b>Steers</b>	<b>Price Range</b>	<b>Average</b>	<b>Top</b>	<b>Heifers</b>	<b>Price Range</b>	<b>Average</b>	<b>Top</b>
<b>800-899</b>	175.00-190.00	181.96	190.00	<b>900+</b>	141.00-168.00	163.34	168.00
<b>700-799</b>	167.00-201.50	184.91	201.50	<b>800-899</b>	167.00-177.25	173.82	180.00
<b>600-699</b>	173.00-214.00	195.03	214.00	<b>700-799</b>	170.00-181.00	175.96	181.00
<b>500-599</b>	156.00-210.00	186.46	210.00	<b>600-699</b>	157.50-174.00	167.74	180.00
<b>400-499</b>				<b>500-599</b>	129.00-184.00	161.98	184.00
<b>399-</b>				<b>400-499</b>	156.00-185.00	169.33	185.00

Stocker sale at **Rainy River Cattlemen's Sale- Stratton: October 19, 2019 – 1,511** Stockers, **273** cows, **41** bulls

<b>Steers</b>	<b>Price Range</b>	<b>Average</b>	<b>Top</b>	<b>Heifers</b>	<b>Price Range</b>	<b>Average</b>	<b>Top</b>
<b>1000+</b>	89.50-150.00	127.40	150.00	<b>900+</b>	80.00-160.00	113.39	169.50
<b>900-999</b>	162.99-172.99	164.39	172.99	<b>800-899</b>	100.00-170.99	142.19	170.99
<b>800-899</b>	144.99-181.00	162.20	181.00	<b>700-799</b>	102.00-150.00	123.10	150.00
<b>700-799</b>	100.00-208.99	181.60	208.99	<b>600-699</b>	150.00-173.99	161.09	173.99
<b>600-699</b>	139.99-231.99	205.20	231.99	<b>500-599</b>	119.99-195.19	176.60	195.19
<b>500-599</b>	125.00-231.99	208.90	231.99	<b>400-499</b>	105.00-239.99	179.32	239.99
<b>400-499</b>	139.99-262.50	216.29	262.50	<b>300-399</b>	127.49-237.99	205.90	237.99
<b>399-</b>	150.00-270.00	228.10	270.00	<b>299-</b>	130.00-239.99	189.99	239.99
<b>COWS</b>	46.00-90.00	76.00	119.99	<b>Bulls 1600+</b>	104.00-204.99	161.29	229.99
				<b>Bulls 1600-</b>	93.99-111.29	104.29	111.29

Stocker sale at **Thessalon- Algoma Co-operative Livestock Sales- 294** stockers – Calf Sale

<b>Steers</b>	<b>Price Range</b>	<b>Average</b>	<b>Heifers</b>	<b>Price Range</b>	<b>Average</b>
<b>800-899</b>	125.00-150.00		<b>600-699</b>	142.00-164.00	158.00
<b>700-799</b>	110.00-160.00		<b>500-599</b>	168.00-205.00	196.00
<b>600-699</b>	190.00-197.00		<b>400-499</b>	181.00-200.00	190.00
<b>500-599</b>	175.00-225.00	214.00	<b>300-399</b>	183.00-214.00	207.00
<b>400-499</b>	209.00-229.00	220.00			
<b>399-</b>	218.00-234.00	227.00			

Stocker sale at **Ontario Stockyards Inc, October 22, 2019- 745** stockers.

<b>Steers</b>	<b>Price Range</b>	<b>Average</b>	<b>Top</b>	<b>Heifers</b>	<b>Price Range</b>	<b>Average</b>	<b>Top</b>
<b>1000+</b>	166.50-181.25	175.44	181.25	<b>900+</b>	142.50-161.00	151.39	169.00
<b>900-999</b>	180.00-189.00	186.05	192.00	<b>800-899</b>	150.00-168.50	162.18	174.00
<b>800-899</b>	178.00-191.25	185.76	191.25	<b>700-799</b>	149.00-164.00	155.24	176.00
<b>700-799</b>	165.00-198.00	185.50	198.00	<b>600-699</b>	152.00-178.00	169.87	178.00
<b>600-699</b>	164.00-203.0	177.51	203.00	<b>500-599</b>	170.00-175.00	170.85	17500

Fall Yearling Sale- Yearling steers traded with a strong demand at fully steady prices. Heifers traded \$2.00-\$3.00 cwt lower based on quality.

Stocker sale at **Kawartha Lakes Community Sales Barn, October 23, 2019 - 485** stockers

<b>Steers</b>	<b>Price Range</b>	<b>Average</b>	<b>Top</b>	<b>Heifers</b>	<b>Price Range</b>	<b>Average</b>	<b>Top</b>
<b>1000+</b>	148.00-165.00	152.75	165.00	<b>900+</b>	120.00-167.75	147.71	167.75
<b>900-999</b>	135.00-181.00	171.06	181.00	<b>800-899</b>	136.00-170.00	161.65	170.00
<b>800-899</b>	160.00-181.00	171.90	181.00	<b>700-799</b>	151.00-164.50	157.75	164.50
<b>700-799</b>	170.00-203.00	179.81	203.00	<b>600-699</b>	132.00-191.00	165.62	191.00
<b>600-699</b>	180.00-226.00	206.87	226.00	<b>500-599</b>	165.00-206.00	187.50	206.00
<b>500-599</b>	170.00-230.00	2098.37	239.00	<b>400-499</b>	167.50-224.00	206.77	224.00
<b>400-499</b>	195.00-261.00	223.34	261.00	<b>300-399</b>	157.50-210.00	185.53	210.00
<b>399-</b>	190.00-236.00	217.61	236.00				

Stockers sold under pressure with prices \$5.00-\$8.00 cwt lower.

Today at **Grey Bruce Livestock Co-operative- Wiarton: 564** stockers- Calf Sale

<b>Steers</b>	<b>Price Range</b>	<b>Heifers</b>	<b>Price Range</b>
<b>600-699</b>	189.00-208.00	<b>400-550</b>	165.00-230.00
<b>500-599</b>	218.00-246.00	<b>250-400</b>	189.00-214.00
<b>400-499</b>	230.00-255.50		
<b>399-</b>	240.00-271.00		
<b>Males</b>	190.00-295.00 (250-600 lbs)		

391 steers, 166 heifers, 7 males- Top quality, freshly weaned calves, including Charolais cross, Red & Black Angus, Gelbveih, Hereford and Simmental, sold at decent prices. Heifers sold at excellent prices!

#### **LIVE CATTLE EXPORTS-ONTARIO**

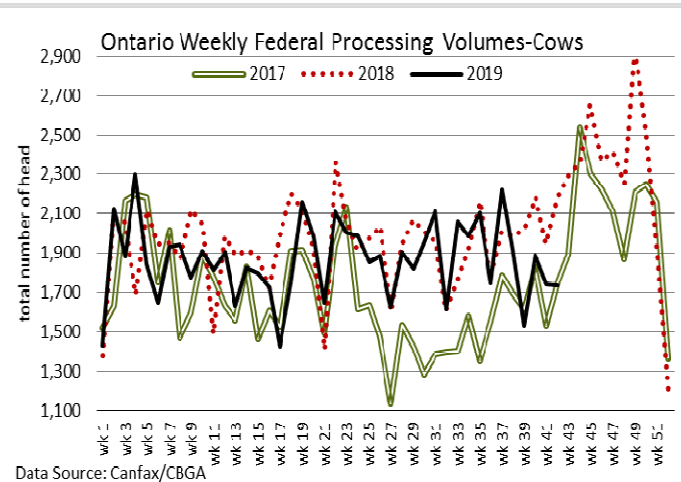
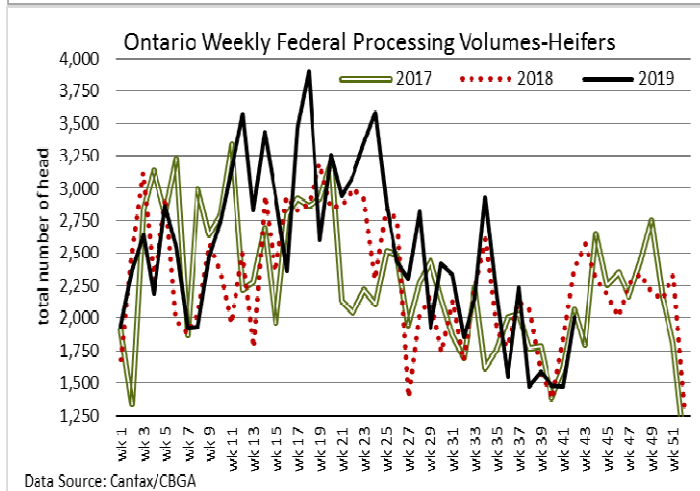
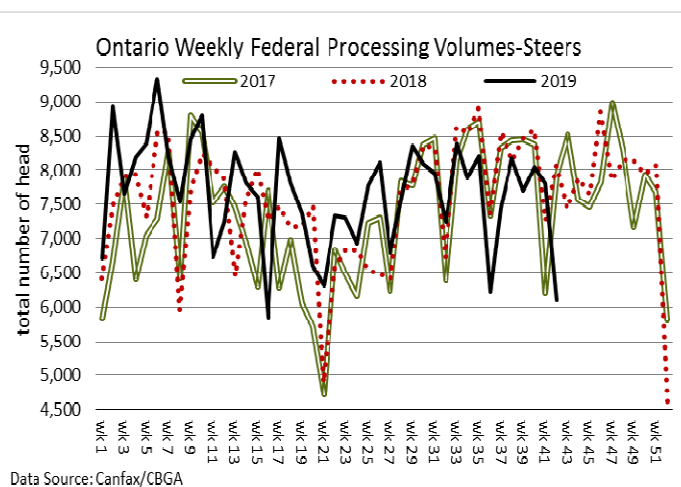
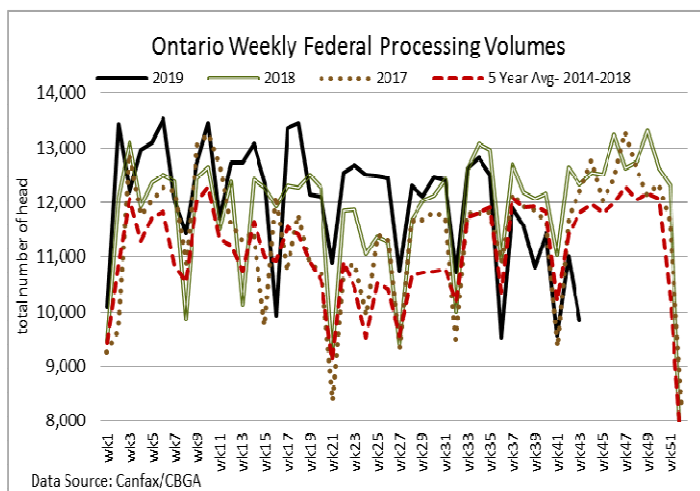
	<b>Week ending Oct 5, 2019</b>	<b>Week ending Sep 28, 2019</b>	<b>Year to Date</b>
<b>Total live slaughter cattle</b>	<b>2,577</b>	<b>2,490</b>	<b>97,264</b>
exported from Ontario to the U.S.			
<b>Steers &amp; Heifers &amp; Cows</b>	2,388	2,195	85,506
<b>Bulls</b>	189	295	11,758

#### **AVERAGE CARCASS WEIGHTS – CANADA**

	<b>Steers</b>	<b>Heifers</b>
<b>Oct 19, 2019</b>	918	852
<b>Oct 12, 2019</b>	934	849
<b>Oct 20, 2019</b>	924	847

#### **FEDERALLY INSPECTED CANADIAN PROCESSING - (week including Thanksgiving Monday)**

	<b>Week Ending</b>	<b># of hd change from</b>	<b>YTD</b>	<b>% Change</b>	<b>% Change</b>
	<b>Oct 19, 2019</b>	<b>week ago</b>		<b>(Week Ago)</b>	<b>(Year Ago)</b>
<b>Grand Total</b>	58,813	-1,113	2,519,085	-2%	+5%
<b>Western Slaughter</b>	48,079	+128	2,007,183	+0%	+6%
<b>Eastern Slaughter</b>	10,734	-1,241	541,902	-10%	+3%



### USDA ESTIMATED CATTLE PROCESSING VOLUME

	Week Ending October 26, 2019	Previous Week	Year Ago
<b>Grand Total</b>	640,000	639,000	635,000

### ALBERTA DIRECT TRADE

For the week ending October 24, 2019

<b>Steers</b>	Live FOB	140.50-142.00	Rail FOB	233.50-240.50
<b>Heifers</b>	Live FOB	N/T	Rail FOB	236.50-240.50

### U.S. TRADE (U.S. funds)

For the week ending October 24, 2019

<b>Choice and Select Steers and Heifers:</b>	Live	108.00-112.00
	Rail	173.00-176.00

### QUEBEC ELECTRONIC AUCTION MARKET (F.O.B. THE FEEDLOT)

	Price	Change from Last Week
For the week ending October 24, 2019	232.00-234.50	-2.11



### CANADIAN BOXED BEEF CUT-OUT VALUES

Week Ending	AAA	AA
October 11, 2019	2.7491	2.4721
October 4, 2019	2.7708	2.5394
September 27, 2019	2.7568	2.4792

### U.S. BOXED BEEF CUT-OUT VALUES (U.S. funds)

	Choice 600-900	Select 600-900
Current Five Day Average:	221.66	196.72

### BEEF EXPORTS – CANADA

	United States Jan 1- Aug 31	Change from last year YTD	Mexico Jan 1- Aug 31	Change from last year YTD
Total	211,630 tonnes	+10% or +18,688 tonnes	10,476 tonnes	+5% or +513 tonnes
	Japan Jan 1- Aug 31	Change from last year YTD	China Jan 1- Aug 31	Change from last year YTD
Total	32,434 tonnes	+54% or +11,354 tonnes	11,475 tonnes	+163% or +7,112 tonnes

### LIVE CATTLE – CANADA

IMPORTS		Import % change from 2018 YTD	EXPORTS		Export % change from 2018 YTD
Jan 1- Aug 31			Jan 1- Oct 12, 2019		
Pure bred	2,999	-28%	Slaughter steers & heifers & cows	360,298	+22%
Non-pure bred	125,274	+38%	Feeder cattle & calves	167,980	+3%
			Bulls	36,070	+0%

### BEEF PRODUCTION – CANADA

	Jan 1 – Oct 19/19	Last Year Same Time	% Change
Fed	853,429 tonnes	793,958 tonnes	+7%
Non-fed	138,033 tonnes	135,507 tonnes	+2%

### BEEF IMPORTS – CANADA

	Jan 1 – Oct 19/19	Last Year Same Time	% Change
United States	86,684 tonnes	98,053 tonnes	-12%
Non-CUSMA	29,137 tonnes	39,938 tonnes	-27%
EU-28 (beef/veal total)	4,178 tonnes	1,691 tonnes	+147%
Total	126,316 tonnes	146,713 tonnes	-14%

### CHICAGO MERCANTILE EXCHANGE

Closing quotes on futures today were as follows:

Live Cattle	Feeder Cattle	Corn	Soybeans	Canadian \$
Oct 111.97 +1.55	Oct 145.70 +0.47	Dec 3.866 +0.0	Nov 9.202 -13.0	Spot 76.56 +0.05
Dec 116.07 +1.35	Nov 145.37 +1.20	Mar 3.974 -0.4	Jan 9.344 -12.4	Dec 76.59 +0.06
Feb 121.07 +1.02	Jan 141.60 +1.02	May 4.040 -0.4	Mar 9.466 -11.6	Mar 76.61 +0.06
Apr 122.60 +0.90	Mar 140.75 +0.92	Jul 4.096 -0.4	May 9.574 -10.6	Jun 76.59 +0.06
Jun 114.87 +0.82	Apr 142.25 +0.75	Sep 4.034 -0.2	Jul 9.670 -9.6	Sep 76.56 +0.06
Aug 112.77 +0.82	May 143.50 +0.82	Dec 4.076 -0.4	Aug 9.694 -9.4	Dec 76.53 +0.07

Beef Farmers of Ontario, 130 Malcolm Road, Guelph, ON N1K 1B1 Phone: (519) 824-0334 Fax: (519) 824-9161 or email: [markets@ontariobeef.com](mailto:markets@ontariobeef.com)

### OBCFPP LICENCE CHANGES

No Longer Licenced: Country Dealer

Rowe Farm Meats Ltd. 105 Roncesvalles Ave, Toronto, ON M6R 2K9

### **UPCOMING FALL STOCKER AND FEEDER SALES**

Oct 25	7:00 pm	Cargill Auction Market	Local Calf Sale
Oct 25	7:00 pm	Ontario Stockyards Inc	Bred Cow Sale
Oct 26	9:00 am	Keady Livestock Market	Bruce Peninsula Char. Calf Club Sale-presorted
Oct 26	10:30 am	Ottawa Livestock Exchange	Bred Cow Sale
Oct 28	1:00 pm	Listowel Livestock	Fall Stocker Sale
Oct 29	9:00 am	Keady Livestock Market - <u>no reg. sale</u>	Georgian Bay Char. Calf Club Sale-presorted
Oct 30	10:00 am	Kawartha Lakes Community Sale Barn	Fall Stocker Sale
Oct 30	2:00 pm	Vankleek Hill Livestock Exchange	Fall Stocker Sale
Oct 31	9:00 am	Keady Livestock Market	Bluewater Black Calf Sale- presorted
Nov 1	7:00 pm	Cargill Auction Market	Local Calf & Yearling Sale
Nov 2	8:30 am	Rainy River Cattlemen's- Stratton	Calves, Yearlings, Cows, Bred Cows etc.
Nov 2	9:00 am	Keady Livestock Market	Central Ontario Calf Producers Sale-owner lots
Nov 2	11:00 am	Denfield Livestock Exchange	Local Calf Sale- No Cows Please
Nov 5	11:00 am	Ontario Stockyards Inc.	All Vaccinated Stocker Sale
Nov 6	10:00 am	Kawartha Lakes Community Sale Barn	Peterborough/Victoria Cattlemen's Sale
Nov 8	9:00 am	Keady Livestock Market	Special Calf Sale- owner lots
Nov 8	10:00 am	Brussels Livestock	Angus Influence Sale- In Regular Sale
Nov 9	1:00 pm	Maple Hill Auctions Ltd	Bred Heifer Sale

### **Comments for the week ending October 24, 2019**

Considerably larger receipts of 667 fed steers and heifers sold through auction markets this week, up 255 head from last week and 397 more than this time last year. Fed steers traded from \$119.97-\$137.07 averaging \$130.60 down \$2.86 from last week's weighted average, and \$4.37 below year ago prices. Fed heifers sold from \$123.26-\$138.27 averaging \$131.55 down \$1.31 from last week and \$1.37 stronger than this time last year. Auction markets reported trade as steady to fully steady early week, with one market noting prices stronger in some areas as high's this week were \$160.50 for steers and \$178.00 live for heifers. As the week progressed, trade was noted as barely steady to steady.

The Ontario railgrade market saw prices ranged from \$232.00-\$236.00 dressed for steers and \$232.00-\$234.00 for heifers. Trade was reported on Monday mostly, with just a few scattered prices reported throughout the week. By Wednesday no bids or sales were reported and packer interest was limited. This week's prices are averaging \$1.00 higher than two weeks ago, with not enough trade last week to report. Prices this week are also \$10.50 stronger than year ago prices.

In Ontario, the volume of cattle processed at federally inspected plants, totals 516,429 head of steers, heifers and cows and bulls, year-to-date as of October 19, 2019. This volume is up 8,717 from the same time in 2018 and 30,518 more than October 19, 2017. During the period from September 5<sup>th</sup> – October 19, 2019, (period that Ryding Regency has been under suspension) there have been 85,691 cattle processed at federal plants in Ontario, down 10,344 (10.7%) from the same time period in 2018, 6,063 (6.6%) less than in 2017 during that time frame, and 2,840 (6.4%) less than the five year average for September 5<sup>th</sup> to October 19<sup>th</sup>. With Ryding Regency at approximately 10-11 percent of federal weekly capacity, the 6.6 percent decline in processing numbers from the five year average, indicates that other federal packers have been picking up some of the slack.

2,820 fed/cull cows sold through Ontario auction markets this week, up 916 head from last week but 122 less than the same week last year. Cows sold from \$47.53-\$74.94 averaging \$61.01 down \$0.17 from last week and \$9.26 stronger than year ago prices. Auction markets reported trade as barely steady to steady to start. By mid-week prices were steady to \$2.00-\$3.00 cwt higher and ended the week selling barely steady.



11,518 stocker and feeder cattle came to market this week up 4,082 from last week but 238 less than the same week last year. Fall stocker sales are in full swing with eight extra sales occurring this week. Auction markets reported calves as active with prices steady to slightly stronger. As the week progressed, calves were down \$5.00-\$8.00 cwt, but ended the week holding steady. Grass yearlings were noted as selling steady to slightly higher. Yearlings were steady to start the week. As the week progressed, trade was fully steady on strong demand on the steers but \$2.00-\$3.00 lower on the heifers, with quality considered. By mid-week, trade was under pressure with prices down \$5.00-\$8.00 cwt. Yearlings ended the week steady to mostly steady on steers, while heifers were steady to discounted, according to quality. Actual average prices this week saw steers 400-500 lbs down \$8.44 from last week, 500-600 lbs down \$3.68, 600-700 lbs up \$2.43, 700-800 lbs down \$3.29, 800-900 lbs down \$3.37, 900-1000 lbs down \$2.14 and steers 1000 lbs plus averaged \$3.40 lower than last week. Heifers 300-400 lbs were down \$5.39 from last week on average, 400-500 lbs down \$14.39, 500-600 lbs down \$8.41, 600-700 lbs down \$0.80, 700-800 lbs down \$6.67, 800-900 lbs down \$2.79 and heifers 900 lbs and over averaged \$10.07 lower than last week's weighted average prices.

The Quebec electronic market this week ranged from \$232.00-\$234.50 cwt dressed, down \$2.11 from last week's weighted average price.

Alberta direct trade this week was light to moderate, with prices down \$2.00-\$7.00 cwt on a dressed basis, with prices reported by Canfax from \$235.00-\$240.00 delivered. Canfax reports sales on a picked up basis from \$140.50-\$142.00 live, with steers averaging \$141.39 down \$0.99 from last week. On the rail steers and heifers traded from \$233.50-\$240.00 picked up on a dressed basis, with steers averaging \$236.63 down \$3.90 while heifers averaged \$238.75 down \$1.53. Canfax notes that: "All three western Canadian packers have bought cattle this week. Most of the cattle that traded this week would not be picked up until the middle of November."

The US cash cattle trade for the week ending October 18th, was stronger in the north mid-week at \$175.00-\$178.00 dressed, up \$3.00-\$5.00 from the week before, but by Friday, light to moderate trade was noted from \$170.00-\$176.00 dressed, mostly \$173.00 up \$1.00-\$2.00 with live trade mostly \$111.00. Trade in the south Friday was also light to moderate with sales generally at \$108.00 live, steady to \$1.00 lower. Overall trade for the week reported by the USDA Mandatory Price Report, listed live sales from \$107.00-\$112.00 with steers averaging \$109.73 up \$0.52 from the previous week, while heifers averaged \$109.64 up \$0.34. On the rail trade ranged from \$170.00-\$178.00 with steers averaging \$174.31 up \$2.54 while heifers averaged \$173.60 up \$1.75 from the previous week on average.

This week, the US cash cattle trade was fairly quiet. At the Fed Cattle Exchange online auction on Wednesday, there were 231 head on offer, in 2 lots with delivery in 1-9 days, both from the south. Both lots were asking \$105.00 live, with one lot bid on actively and ending up selling at \$109.00 live, up \$1.00 from last week's southern trade. The other lot received one bid at \$105.00 live, but sellers passed it leaving the cattle unsold. Wednesday afternoon, the cash market saw a few scattered deals at \$109.00 live, up \$1.00 in the south and \$1.00 lower in the north. A couple of dressed deals were noted at \$174.00 in Nebraska, about steady to last week on average. Thursday saw a light to moderate trade develop with southern trade reported from \$109.00-\$110.00 live, up \$1.00-\$2.00 cwt from last week's southern trade. In the north business was reported at \$175.00 dressed, up \$0.50 from last week on average. This morning, a few deals have surfaced at \$110.00 live in Kansas and Nebraska, steady to yesterday but \$2.00 stronger than last week. Some clean up trade could continue this afternoon, with asking prices sitting at \$111.00 plus live in the south, and \$178.00 plus dressed in the north.