



## Weekly Market Information Report for the week ending Thursday October 31, 2019

The following information is collected from various sources and disseminated by Beef Farmers of Ontario.

### ONTARIO DIRECT TO PACKER RAILGRADE CATTLE TRADE

Prices are on a carcass weight basis before grade and weight discounts. Weekly Range:

<b>A Grade Steers</b>	233.00-236.00
<b>A Grade Heifers</b>	233.00-236.00

### ONTARIO LIVE CATTLE TRADE

Ontario auction sales this week saw weighted average price ranges for:

<b>FED CATTLE</b>	<b>Volume</b>	<b>Price Range</b>	<b>Average</b>	<b>Top</b>	<b>Last Week Avg</b>
<b>Large Frame Steers +1250</b>	308	124.68-137.36	131.64	149.00	131.60
<b>Medium Frame Steers +1250</b>	127	122.47-132.83	128.07	141.00	129.23
<b>Large &amp; Medium Frame Steers +1250</b>	435	124.05-136.60	130.84	149.00	130.60
<b>Large Frame Heifers +1000</b>	158	111.27-133.81	125.59	143.00	129.77
<b>Medium Frame Heifers +1000</b>	146	110.95-128.63	120.41	141.25	129.57
<b>Large &amp; Medium Frame Heifers +1000</b>	304	108.45-131.85	122.43	143.00	131.55
<b>Fed steers, Dairy &amp; Dairy Cross +1250</b>	76	85.51-106.82	97.30	120.00	101.93
<b>Fed heifers, Dairy &amp; Dairy Cross +1000</b>	170	56.86-94.95	77.54	106.50	83.79
<b>Cows - All Weights</b>	2,960	42.19-66.86	52.65	103.50	61.01
<b>Bulls - All Weights</b>	198	65.16-96.44	80.36	125.00	99.13

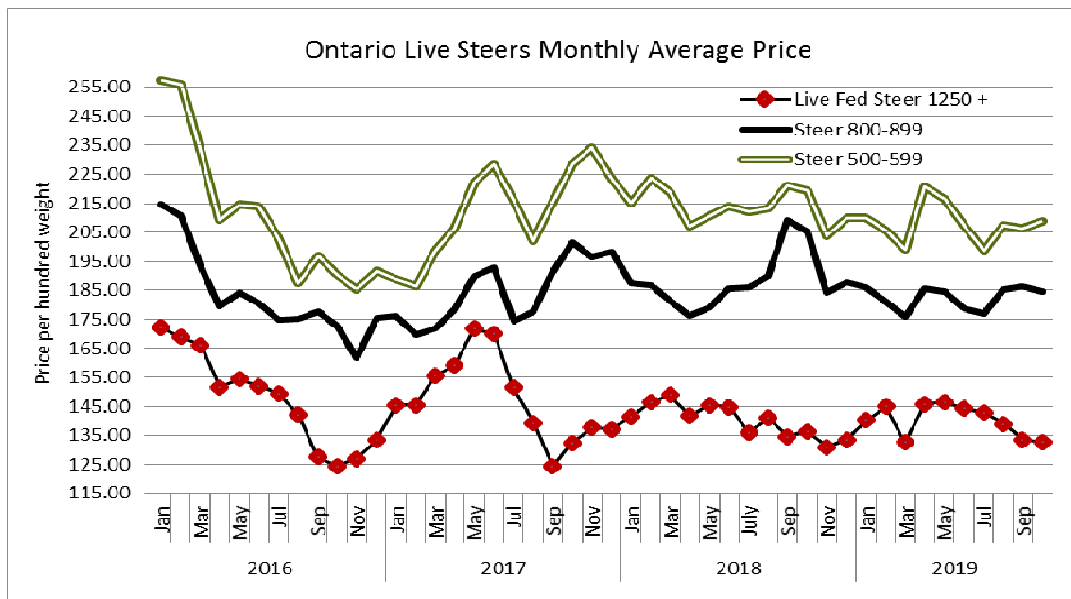
### STOCKERS - Large and Medium Frame

<b>STEERS</b>	<b>Volume</b>	<b>Price Range</b>	<b>Average</b>	<b>Top</b>	<b>Last Week Avg</b>
<b>1000+</b>	496	150.63-171.34	163.45	180.00	171.59
<b>900-999</b>	362	168.20-189.20	178.06	195.00	185.23
<b>800-899</b>	295	167.42-195.98	183.86	217.50	182.71
<b>700-799</b>	479	168.08-203.54	185.53	224.00	182.95
<b>600-699</b>	1,173	182.19-221.08	205.15	252.00	195.08
<b>500-599</b>	1,457	195.02-238.68	218.83	254.00	204.28
<b>400-499</b>	665	200.07-252.90	226.93	286.00	215.31
<b>-399</b>	269	179.75-229.86	208.83	290.00	205.76

<b>HEIFERS</b>	<b>Volume</b>	<b>Price Range</b>	<b>Average</b>	<b>Top</b>	<b>Last Week Avg</b>
<b>+900</b>	241	115.32-152.83	133.06	175.00	150.20
<b>800-899</b>	215	136.73-168.66	152.74	201.00	167.15
<b>700-799</b>	321	142.39-167.84	155.90	200.00	156.24
<b>600-699</b>	740	152.19-189.26	172.82	212.50	161.75
<b>500-599</b>	1,167	158.38-198.35	180.58	223.00	166.82
<b>400-499</b>	726	156.69-209.84	183.72	257.00	170.34
<b>300-399</b>	210	162.83-211.88	189.47	261.00	174.30
<b>-299</b>	52	99.22-160.06	131.63	242.50	147.25

At Kawartha Lakes Community Sale Barn, October 19, 2019- 180 cows, 9 bulls, 53 stockers, 57 veal

	<b>Price Range</b>	<b>Avg.</b>	<b>Top</b>
<b>Cows</b>	47.00-83.00	60.39	98.93
<b>Bulls under 1600 lbs</b>	58.00-95.00	75.64	95.00
<b>Bulls over 1600 lbs</b>	76.50-88.00	81.76	88.00
<b>Veal over 600 lbs</b>	30.00-280.00	65.29	280.00



**Denfield Livestock Exchange Inc., October 29, 2019: 191 Fed Cattle, 29 Veal, 10 Bulls, 126 Cows, 24 stockers**

	Price Range	Average	Top
Large & Medium Frame Fed Steers +1250 lbs	120.00-136.75	129.27	141.00
Large & Medium Frame Fed Heifers +1000 lbs	129.75-139.00	135.13	143.00
Fed Heifers, Dairy & Dairy Cross	63.00-83.50	74.53	100.50
Cows	44.00-73.00	58.72	95.00
Veal over 600 lbs	115.00-135.00	128.67	136.00

**At Aylmer Stockyards Inc.: October 30, 2019- 61 Veal, 223 Cows, 67 Fed Cattle, 4 bulls**

	Price Range	Average	Top
Fed heifers, dairy and dairy cross 100+ lbs	51.00-103.00	84.99	103.00
Cows	35.99-69.99	51.50	84.49
Veal over 600 lbs	82.99-140.99	119.79	140.99

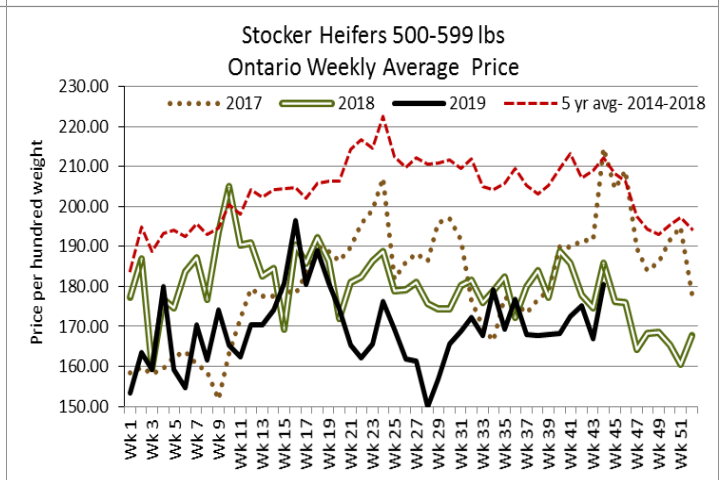
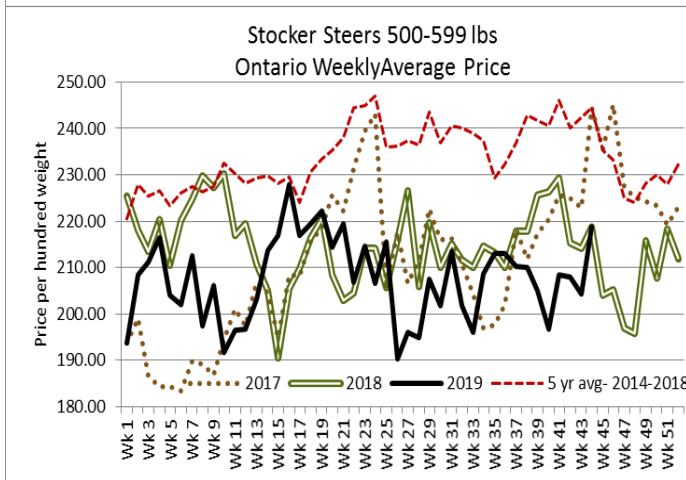
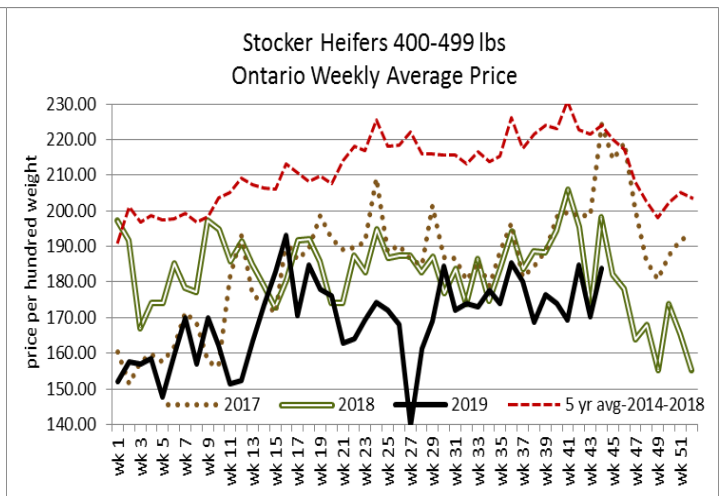
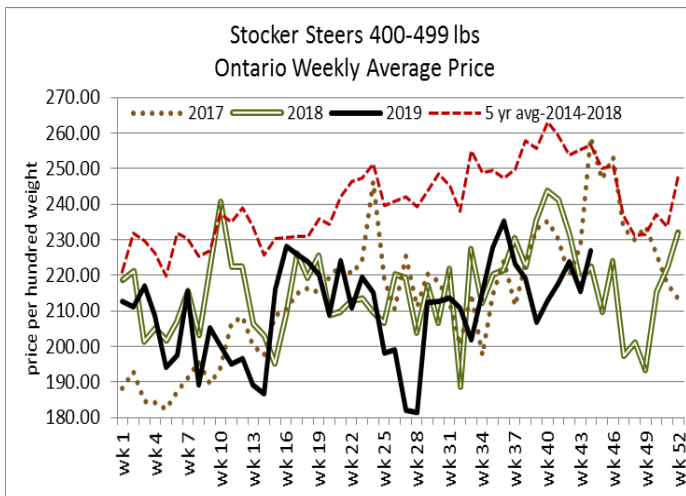
### ONTARIO STOCKER AND FEEDER TRADE

Stocker sale at **Brussels Livestock: October 18, 2019 – 1,848 Stockers**

Steers	Price Range	Average	Top	Heifers	Price Range	Average	Top
1000+	153.25-169.25	161.99	175.00	900+	140.00-162.00	148.80	162.00
900-999	163.50-195.00	179.32	195.00	800-899	141.00-164.00	157.51	178.50
800-899	189.00-213.25	203.89	213.25	700-799	157.00-177.00	163.90	177.00
700-799	168.75-213.00	187.43	213.00	600-699	134.00-168.00	157.43	187.00
600-699	180.00-210.00	197.74	222.00	500-599	144.00-200.00	176.26	220.00
500-599	187.00-233.00	207.58	248.00	400-499	135.00-212.50	172.08	219.00
400-499	187.00-251.00	220.18	251.00	300-399	118.00-195.00	153.67	215.00
399-	210.00-250.00	235.09	250.00	299-	105.00-200.00	156.25	200.00

Stocker sale at: **Community Livestock Exchange: October 29, 2019 – 283 Stockers**

Steers	Price Range	Average	Top	Heifers	Price Range	Average	Top
700-799	100.00-196.99	160.09	196.99	600-699	105.00-182.00	149.70	182.00
600-699	150.00-216.99	198.90	216.99	500-599	114.99-193.99	162.50	193.99
500-599	125.00-235.00	206.70	235.00	400-499	137.50-202.99	172.79	202.99
400-499	152.49-260.00	213.09	260.00				



Stocker sale at: **Renfrew Pontiac Livestock: October 29, 2019 – 506 Stockers**

<b>Steers</b>	<b>Price Range</b>	<b>Average</b>	<b>Top</b>	<b>Heifers</b>	<b>Price Range</b>	<b>Average</b>	<b>Top</b>
<b>800-899</b>	137.00-144.99	140.99	144.99	<b>900+</b>	68.00-129.00	115.39	129.00
<b>700-799</b>	169.99-196.99	186.69	196.99	<b>700-799</b>	125.00-169.99	162.59	169.99
<b>600-699</b>	121.99-193.99	179.40	193.99	<b>600-699</b>	120.99-190.99	178.40	190.99
<b>500-599</b>	127.49-227.99	199.79	227.99	<b>500-599</b>	125.00-208.99	178.09	208.99
<b>400-499</b>	162.00-254.99	211.10	254.99	<b>400-499</b>	126.00-206.99	181.49	206.99
<b>399-</b>	180.00-239.99	215.60	239.99	<b>300-399</b>	157.49-200.00	170.19	200.00
				<b>299-</b>	119.99-194.99	165.10	194.99

Stocker sale at **Aylmer Stockyards Inc: October 30, 2019 – 121 Stockers**

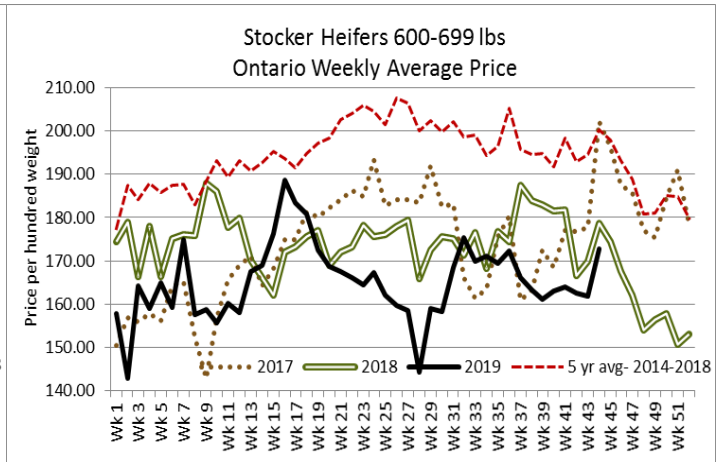
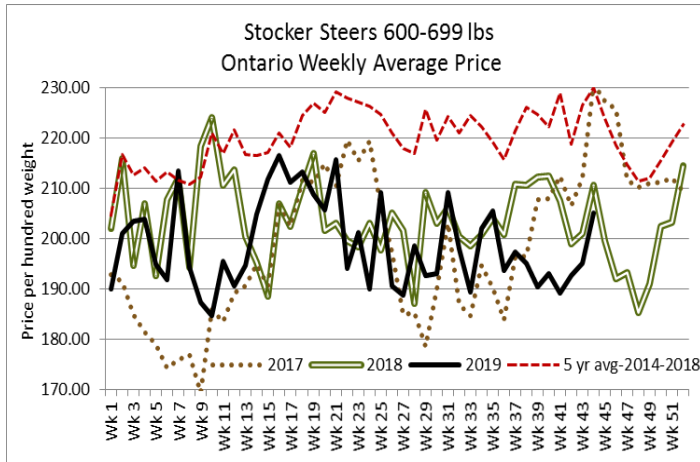
<b>Steers</b>	<b>Price Range</b>	<b>Average</b>	<b>Top</b>	<b>Heifers</b>	<b>Price Range</b>	<b>Average</b>	<b>Top</b>
<b>600-699</b>	122.50-200.99	165.50	200.99	<b>800-899</b>	137.00-171.00	161.20	171.99
<b>500-599</b>	117.50-229.00	192.10	229.00	<b>700-799</b>	161.00-200.00	193.79	200.00
<b>400-499</b>	115.99-229.00	187.59	229.00	<b>400-499</b>	152.49-206.00	185.00	206.00

Stocker sale at **Ontario Livestock Exchange: October 30, 2019 – 552 Stockers**

<b>Steers</b>	<b>Price Range</b>	<b>Average</b>	<b>Top</b>	<b>Heifers</b>	<b>Price Range</b>	<b>Average</b>	<b>Top</b>
<b>1000+</b>	162.50-180.00	174.51	180.00	<b>900+</b>	165.50-175.00	171.61	175.00
<b>900-999</b>	178.00-193.00	184.41	193.00				
<b>800-899</b>	194.50-203.00	198.12	203.00				

Stocker sale at: **Ontario Livestock Exchange, October 31, 2019– 499 Stockers**

<b>Steers</b>	<b>Price Range</b>	<b>Average</b>	<b>Top</b>	<b>Heifers</b>	<b>Price Range</b>	<b>Average</b>	<b>Top</b>
<b>1000+</b>	100.00-150.00	134.07	150.00	<b>900+</b>	81.00-141.00	103.15	141.00
<b>900-999</b>	102.50-147.50	133.75	147.50	<b>800-899</b>	122.50-141.00	136.64	141.00
<b>800-899</b>	44.00-132.50	68.50	142.50	<b>700-899</b>	87.50-147.50	116.07	175.00
<b>700-799</b>	115.00-175.00	134.22	175.00	<b>600-699</b>	122.50-172.50	141.33	172.50
<b>600-699</b>	122.50-204.00	170.41	204.00	<b>500-599</b>	110.00-157.50	135.14	165.00
<b>500-599</b>	155.00-212.50	181.04	212.50	<b>400-499</b>	102.50-152.50	126.21	180.00
<b>400-499</b>	140.00-210.00	173.59	210.00	<b>300-399</b>	130.00-162.50	147.92	162.50
<b>399-</b>	140.00-197.50	175.59	215.00	<b>299-</b>	90.00-145.00	111.00	145.00



Stocker sale at **Ontario Stockyards Inc., October 31, 2019– 1,077 Stockers**

<b>Steers</b>	<b>Price Range</b>	<b>Average</b>	<b>Top</b>	<b>Heifers</b>	<b>Price Range</b>	<b>Average</b>	<b>Top</b>
<b>1000+</b>	128.00-178.00	157.06	178.00	<b>900+</b>	97.50-155.56	120.87	155.56
<b>900-999</b>	112.50-167.50	138.05	191.00	<b>800-899</b>	135.00-201.00	160.18	201.00
<b>800-899</b>	124.00-192.50	169.72	194.00	<b>700-799</b>	107.50-157.50	135.62	163.00
<b>700-799</b>	154.00-192.00	175.39	208.00	<b>600-699</b>	149.00-202.50	169.20	202.50
<b>600-699</b>	172.50-212.50	199.27	227.00	<b>500-599</b>	149.00-210.00	179.27	223.00
<b>500-599</b>	203.00-249.00	224.67	249.00	<b>400-499</b>	150.00-225.00	184.63	231.00
<b>400-499</b>	212.50-256.00	238.93	260.00	<b>300-399</b>	140.00-215.00	180.26	245.00
<b>399-</b>	200.00-265.00	229.89	282.00	<b>299-</b>	50.00-130.00	90.36	190.00

Stocker sale at: **Ottawa Livestock Exchange, October 31, 2019– 225 Stockers**

<b>Steers</b>	<b>Price Range</b>	<b>Average</b>	<b>Top</b>	<b>Heifers</b>	<b>Price Range</b>	<b>Average</b>	<b>Top</b>
<b>700-799</b>	124.00-173.00	148.13	173.00	<b>600-699</b>	130.00-168.00	150.95	168.00
<b>600-699</b>	144.00-201.00	176.82	201.00	<b>500-599</b>	130.00-176.00	160.04	176.00
<b>500-599</b>	126.00-207.00	164.57	207.00	<b>400-499</b>	108.00-132.00	118.22	176.00
<b>400-499</b>	140.00-232.00	177.80	232.00	<b>300-399</b>	120.00-176.00	151.11	176.00
<b>399-</b>	84.00-170.00	148.80	170.00				

**ONTARIO STOCKER & FEEDER TRADE SPECIAL FALL SALES**

Stocker sale at **Keady Livestock Market: October 18, 2019 – 1,080 stockers**

<b>Steers</b>	<b>Price Range</b>	<b>Average</b>	<b>Top</b>	<b>Heifers</b>	<b>Price Range</b>	<b>Average</b>	<b>Top</b>
<b>700-799</b>	187.00-223.50	206.06	223.50	<b>700-799</b>	174.50-180.50	176.50	180.50
<b>600-699</b>	216.00-235.50	227.81	252.00	<b>600-699</b>	181.00-212.50	198.58	212.50
<b>500-599</b>	235.50-254.00	247.24	254.00	<b>500-599</b>	190.00-212.50	2501.84	220.00
<b>400-499</b>	239.00-270.00	255.59	286.00	<b>400-499</b>	201.00-252.50	223.31	257.00
<b>399-</b>	260.00-290.00	283.06	290.00	<b>300-399</b>	235.00-261.00	253.05	261.00

**Bruce Peninsula Charolais Calf Club Sale! Presorted** - An active trade with good demand for light weight cattle.

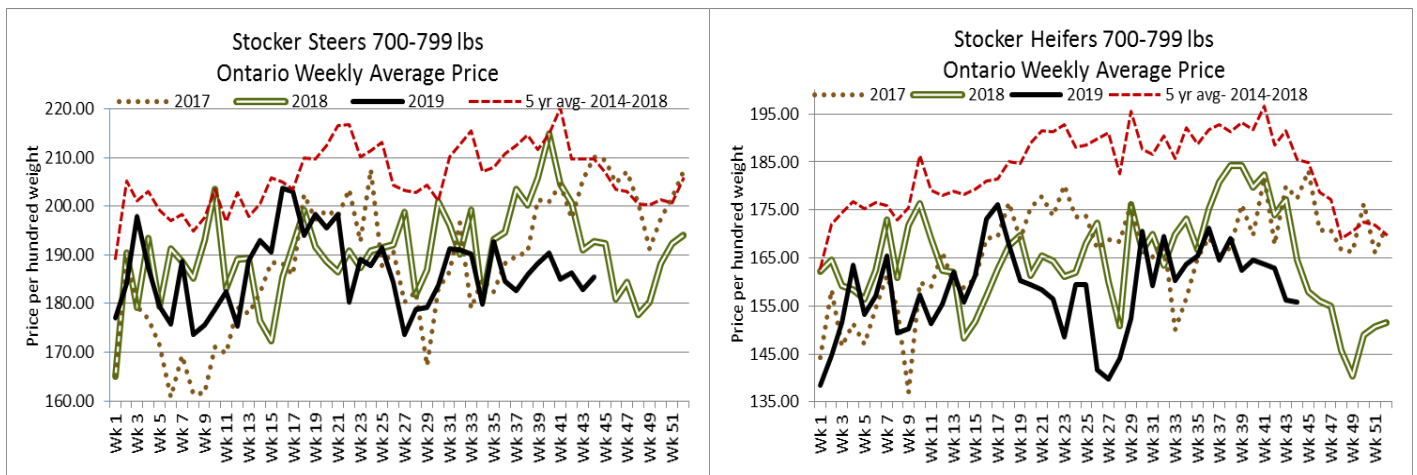
Stocker sale at **Keady Livestock Market, October 29, 2019- 1,144** stockers –Georgian Bay Charolais Calf Club Sale

Steers	Price Range	Average	Top	Heifers	Price Range	Average	Top
800-899	200.00	200.00	217.50	800-899	161.00-174.50	171.13	174.50
700-799	214.50-219.25	216.17	224.00	700-799	174.00-175.50	174.712	175.50
600-699	206.00-227.00	218.42	243.00	600-699	174.00-202.00	186.27	202.00
500-599	229.00-248.00	239.89	253.00	500-599	177.50-202.00	192.00	212.00
400-499	248.00-275.00	258.25	282.00	400-499	206.00-223.00	214.93	223.00
399-	275.00-282.00	278.88	282.00	300-399	223.00-242.50	233.83	242.50

A quality good offering of vaccinated and presorted calves sold fully steady on the light weight calves, while heavier calves traded slightly higher than Saturday's presort sale.

Stocker sale at **Kawartha Lakes Community Sales Barn, October 30, 2019 – 342** stockers

Steers	Price Range	Average	Top	Heifers	Price Range	Average	Top
800-899	175.00-192.50	181.18	192.50	800-899	145.00-170.25	148.03	170.25
700-799	112.50-192.00	161.84	192.00	700-799	140.00-156.00	144.53	156.00
600-699	167.50-232.50	208.83	232.50	600-699	147.00-189.00	173.50	189.00
500-599	190.00-242.50	226.96	242.50	500-599	149.00-197.50	173.90	197.50
400-499	170.00-240.00	211.87	240.00	400-499	140.00-210.00	186.15	210.00
399-	185.00-252.50	240.656	252.50	300-399	120.00-230.00	194.18	230.00



Stocker sale at: **Vankleek Hill Livestock Exchange, October 30, 2019 – 415** Stockers

Steers	Price Range	Average	Top	Heifers	Price Range	Average	Top
800-899	148.00-168.00	159.02	168.00	700-799	138.00-177.00	151.89	177.00
700-799	138.00-191.00	160.11	191.00	600-699	140.00-180.00	153.61	180.00
600-699	146.00-236.00	177.71	236.00	500-599	132.00-172.00	148.20	174.00
500-599	134.00-239.00	177.71	240.00	400-499	136.00-176.00	154.24	180.00
400-499	152.00-238.00	184.55	238.00				
399-	152.00-198.00	168.34	198.00				

Stocker sale at: **Keady Livestock Market, October 31, 2019– 735** Stockers - Bluewater Black Calf Sale- Presort Sale

Steers	Price Range	Average	Top	Heifers	Price Range	Average	Top
700-799	202.00-207.50	205.86	207.50	700-799	170.00-175.00	172.50	175.00
600-699	205.00-227.00	219.40	227.00	600-699	180.00-170.00	184.63	179.00
500-599	224.00-236.00	230.46	239.00	500-599	165.00-182.50	174.60	182.50
400-499	240.00-254.50	244.73	260.00	400-499	177.00-195.00	182.60	195.00

A fully steady sale!



### ONTARIO BRED COW SALES

**Ontario Stockyards Inc, October 25, 2018- 220 Bred cows, 15 Cow calf pairs** (prices are per head & per pair)

	Exotic and Exotic X	British and British X
Top quality bred cows	\$1200-\$1575	\$1150-\$1450
Avg quality bred cows	\$750-\$1200	\$750-\$975
Top quality cow/calf pairs	N/T	N/T
Avg quality cow/calf pairs	\$1300-\$1600	\$1300-\$1600

Cows traded actively with support from a large crowd.

**Ottawa Livestock Exchange, October 26, 2018- 130 Bred cows, 19 Cow calf pairs** (prices are per head & per pair)

	Exotic and Exotic X	British and British X
Top quality bred cows	\$1775	\$1500
Avg quality bred cows	\$800-\$1275	\$650-\$1050
Top quality cow/calf pairs	\$1700	\$850-\$1250
Avg quality cow/calf pairs	\$900-\$1500	\$800-\$1000

### LIVE CATTLE EXPORTS-ONTARIO

	Week ending Oct 12, 2019	Week ending Oct 5, 2019	Year to Date
Total live slaughter cattle exported from Ontario to the U.S.	2,450	2,577	99,714
Steers & Heifers & Cows	2,152	2,388	87,658
Bulls	298	189	12,056

### LIVE CATTLE EXPORTS-ONTARIO

	Week ending Oct 5, 2019	Week ending Sep 28, 2019	Year to Date
Total live slaughter cattle exported from Ontario to the U.S.	2,577	2,490	97,264
Steers & Heifers & Cows	2,388	2,195	85,506
Bulls	189	295	11,758

### AVERAGE CARCASS WEIGHTS – CANADA

	Steers	Heifers
Oct 26, 2019	937	858
Oct 19, 2019	918	952
Oct 27, 2019	936	848

### FEDERALLY INSPECTED CANADIAN PROCESSING - (week including Thanksgiving Monday)

	Week Ending Oct 26, 2019	# of hd change from week ago	YTD	% Change (Week Ago)	% Change (Year Ago)
Grand Total	65,181	+6,368	2,614,266	-2%	+5%
Western Slaughter	52,574	+4,495	2,059,757	+0%	+6%
Eastern Slaughter	12,607	+1,873	554,509	-10%	+2%

### USDA ESTIMATED CATTLE PROCESSING VOLUME

	Week Ending October 26, 2019	Previous Week	Year Ago
Grand Total	655,000	640,000	653,000

### ALBERTA DIRECT TRADE

For the week ending October 31, 2019

Steers	Live FOB	140.00-143.50	Rail FOB	235.75-236.50
Heifers	Live FOB	N/T	Rail FOB	236.50

### U.S. TRADE (U.S. funds)

For the week ending October 31, 2019

**Choice and Select Steers and Heifers:** Live 110.00-114.50  
Rail 173.00-180.00

### QUEBEC ELECTRONIC AUCTION MARKET (F.O.B. THE FEEDLOT)

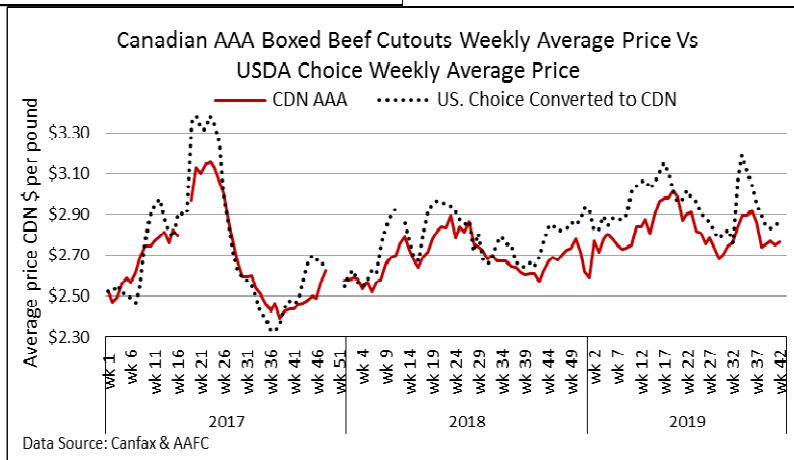
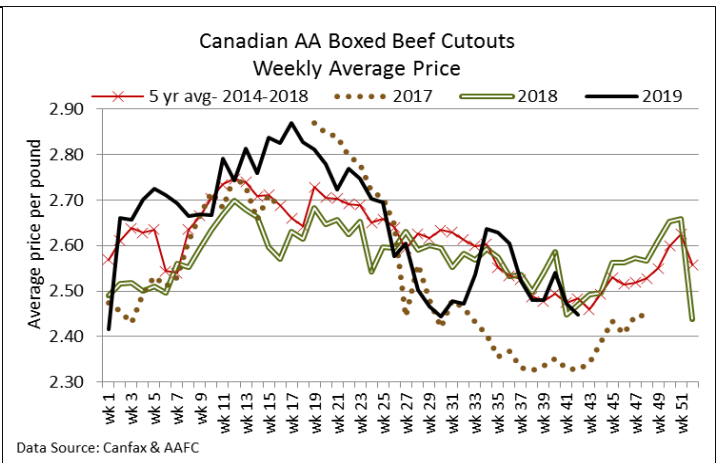
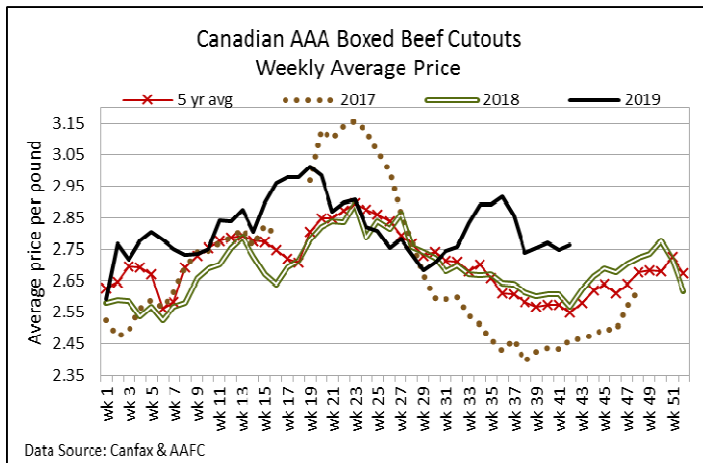
For the week ending October 31, 2019 **Price** 230.00-232.00 **Change from Last Week** -1.68

### CANADIAN BOXED BEEF CUT-OUT VALUES

Week Ending	AAA	AA
October 18, 2019	2.7648	2.4488
October 11, 2019	2.7491	2.4721
October 4, 2019	2.7708	2.5394

### U.S. BOXED BEEF CUT-OUT VALUES (U.S. funds)

Current Five Day Average:	Choice 600-900	Select 600-900
	229.22	203.47



### BEEF EXPORTS – CANADA

	United States	Change from last year YTD	Mexico	Change from last year YTD
	Jan 1- Aug 31		Jan 1- Aug 31	
Total	211,630 tonnes	+10% or +18,688 tonnes	10,476 tonnes	+5% or +513 tonnes
	Japan	Change from last year YTD	China	Change from last year YTD
	Jan 1- Aug 31		Jan 1- Aug 31	
Total	32,434 tonnes	+54% or +11,354 tonnes	11,475 tonnes	+163% or +7,112 tonnes

### LIVE CATTLE – CANADA

<b>IMPORTS</b>	<i>Import % change from 2018 YTD</i>	<b>EXPORTS</b>	<i>Export % change from 2018 YTD</i>		
<i>Jan 1- Aug 31</i>		<i>Jan 1- Oct 19, 2019</i>			
Pure bred	2,999	-28%	Slaughter steers & heifers & cows	369,735	+21%
Non-pure bred	125,274	+38%	Feeder cattle & calves	169,818	+2%
			Bulls	36,689	-1%

### BEEF PRODUCTION – CANADA

	<i>Jan 1 – Oct 26/19</i>	<i>Last Year Same Time</i>	<i>% Change</i>
Fed	876,190 tonnes	814,179 tonnes	+8%
Non-fed	141,242 tonnes	138,992 tonnes	+2%

### BEEF IMPORTS – CANADA

	<i>Jan 1 – Oct 26/19</i>	<i>Last Year Same Time</i>	<i>% Change</i>
United States	88,896 tonnes	100,215 tonnes	-11%
Non-CUSMA	29,966 tonnes	41,070 tonnes	-27%
EU-28 (beef/veal total)	4,376 tonnes	1,792 tonnes	+153%
Total	129,731 tonnes	150,256 tonnes	-14%

### CHICAGO MERCANTILE EXCHANGE

Closing quotes on futures today were as follows:

<b>Live Cattle</b>		<b>Feeder Cattle</b>		<b>Corn</b>		<b>Soybeans</b>		<b>Canadian \$</b>	
<b>Dec</b>	119.52 +2.30	<b>Nov</b>	149.12 +1.52	<b>Dec</b>	3.892 -0.6	<b>Nov</b>	9.242 +7.4	<b>Spot</b>	76.06 +0.10
<b>Feb</b>	124.22 +1.87	<b>Jan</b>	146.00 +1.32	<b>Mar</b>	3.984 -0.2	<b>Jan</b>	9.366 +4.4	<b>Dec</b>	76.07 +0.09
<b>Apr</b>	125.45 +1.50	<b>Mar</b>	145.12 +1.75	<b>May</b>	4.044 -0.2	<b>Mar</b>	9.492 +4.0	<b>Mar</b>	76.09 +0.09
<b>Jun</b>	117.75 +1.45	<b>Apr</b>	146.40 +1.77	<b>Jul</b>	4.100 +0.0	<b>May</b>	9.606 +3.6	<b>Jun</b>	76.09 +0.10
<b>Aug</b>	115.30 +1.42	<b>May</b>	147.17 +1.82	<b>Sep</b>	4.024 +0.4	<b>Jul</b>	9.706 +3.4	<b>Sep</b>	76.06 +0.10
<b>Oct</b>	116.27 +1.35	<b>Aug</b>	151.70 +1.85	<b>Dec</b>	4.056 +0.0	<b>Aug</b>	9.736 +3.0	<b>Dec</b>	760.3 +0.08

Beef Farmers of Ontario, 130 Malcolm Road, Guelph, ON N1K 1B1 Phone: (519) 824-0334 Fax: (519) 824-9161 or email: [markets@ontariobeef.com](mailto:markets@ontariobeef.com)

### UPCOMING FALL STOCKER AND FEEDER SALES

Nov 1	7:00 pm	Cargill Auction Market	Local Calf & Yearling Sale
Nov 2	8:30 am	Rainy River Cattlemen's- Stratton	Calves, Yearlings, Cows, Bred Cows etc.
Nov 2	9:00 am	Keady Livestock Market	Central Ontario Calf Producers Sale-owner lots
Nov 2	11:00 am	Denfield Livestock Exchange	Local Calf Sale- No Cows Please
Nov 5	11:00 am	Ontario Stockyards Inc.	All Vaccinated Stocker Sale
Nov 6	10:00 am	Kawartha Lakes Community Sale Barn	Peterborough/Victoria Cattlemen's Sale
Nov 8	9:00 am	Keady Livestock Market	Special Calf Sale- owner lots
Nov 8	10:00 am	Brussels Livestock	Angus Influence Sale- In Regular Sale
Nov 9	1:00 pm	Maple Hill Auctions Ltd	Bred Heifer Sale
Nov 13	10:00 am	Kawartha Lakes Community Sale Barn	KLC Stocker Sale
Nov 15	9:00 am	Keady Livestock Market	Special Grass & Yard Yearling Sale
Nov 16	11:00 am	Denfield Livestock Exchange	Stockers & Bred Cow, Cow/Calf Sale

### Comments for the week ending October 31, 2019

Continued larger receipts of fed steers and heifers sold through auction markets again this week as producers look to move their cattle. Volumes of 739 head were sold this week up 72 from last week and 462 more than last year at this time. Fed steers sold from \$124.05-\$136.60 averaging \$130.84, up \$0.24 from last week and \$3.03 stronger than year ago prices. Fed heifers traded from \$108.45-\$131.85 averaging \$122.43 down \$9.12 from last week and \$9.94 below this time last year. Auction markets reported trade on Tuesday as active with prices reported as slightly easier to under pressure and down \$5.00 cwt. By Wednesday, trade was steady on the better quality cattle, while plainer types and over thirty month cattle were selling \$3.00-\$5.00 cwt lower. By Thursday trade was holding steady.



The Ontario railgrade market saw a couple of sales from \$233.00-\$236.00 dressed this week, but not enough to produce a price report. Producers are reporting that they have put their cattle on a list but no prices have been negotiated and they wait to hear when their cattle will be sold and at what price. November is looking like it is filling up already. With that said, the Ontario federal packers have been working hard to help keep the cattle moving as best they can!

It is also the time of year when more cull/fed cows come to market with volumes sold this week at 2,960 head, up 140 from last week and 180 more than the same week last year. Cows traded from \$42.19-\$66.86 averaging \$52.65 down \$8.36 from last week and \$3.09 stronger than this time last year. Auction markets reported trade as steady to easier to start out the week, but by mid-week trade was steady to \$3.00-\$5.00 cwt lower. The market ended the week with lower prices.

Lighter receipts of stocker and feeder cattle sold this week, with six special stocker/calf sales included. The volume sold this week was 8,868 head, down 2,650 from last week and 1,622 less than the same time last year. Auction markets reported the calves as selling actively with prices steady on the light weight calves, while the heavier calves were steady to slightly higher on good demand. Vaccinated cattle were trading on a strong demand at better prices. Yearlings started out steady, but with the heifers being discounted. By Wednesday prices were noted as stronger on the heavier cattle. Prices ended the week steady with quality considered. Actual average prices this week for steers 400-500 lbs was up \$11.62 from last week on average, 500-600 lbs up \$14.55, 600-700 lbs up \$10.07, 700-800 lbs up 2.58, 800-900 lbs up \$1.15, 900-1000 lbs down \$7.17 and steers over 1000 lbs were down \$8.14 from last week on average. Heifers 300-400 lbs were up \$15.17 on average, 400-500 lbs up \$13.38, 500-600 lbs up \$13.76, 600-700 lbs up \$11.08, 700-800 lbs down \$0.34, 800-900 lbs down \$14.41, and heifers 900 lbs and over averaged \$17.14 lower than last week's weighted average prices.

+

The Quebec electronic market this week ranged from \$230.00-\$232.00 cwt dressed, down \$1.68 from last week's weighted average price.

Alberta direct trade saw a light test on Wednesday at \$140.00 live, picked up, down around \$1.40 from the previous week on average. On Thursday, Canfax noted prices at \$238.00 delivered, on a dressed basis, down \$2.00 from last week but live prices were at \$143.50. On a picked up basis, Canfax reported prices for the week from \$140.00-\$143.50 with steers averaging \$142.61 up \$1.22 from last week, while heifers averaged \$143.48 live. On the rail dressed prices ranged from \$235.75-\$236.50 picked up, with steers averaging \$236.42 down \$0.21 and heifers \$236.50 down \$2.25 from the previous week on average. Canfax reports: "Buyers were indicating cattle that they bought this week would not be lifted until the end of November. Light volumes of Western Canadian fed cattle traded into the US. Sales to the US were at a slight premium over local deals and cattle would also be lifted within a week."

The US cash cattle trade for the week ending October 26th, was stronger in the south with prices ranging from \$109.00-\$112.00, mostly \$110.00 up \$2.00 on average. Business in the north was steady with a few live sales at \$109.00-\$110.00, while dressed deals ranged from \$171.00-\$176.00, mostly \$175.00. Prices overall for the week, listed by the USDA Mandatory Price Report saw live trade range from \$108.00-\$112.00, with steers averaging \$110.13 up \$0.40 and heifers \$110.03 up \$0.39. On the rail, trade ranged from \$171.00-\$176.00 delivered on a dressed basis, with steers averaging \$174.56 up \$0.25 and heifers \$174.97 up \$1.37.

This week, the US cash cattle trade was fairly quiet with just a couple of deals early week in the south at \$110.00 live, steady to last week, but not enough to establish any kind of market trend for the week. At the Fed Cattle Exchange online auction Wednesday morning, there were 433 head on offer, in 4 lots with delivery in 1-9 days, all from the south. Two lots asking \$112.00 live sold for \$112.00, up \$3.00 from last week's online trade, while two other lots asking \$110.00, received bids of \$112.25-\$112.75 but the sellers passed on the bids. On the cash market Wednesday, a light trade developed in the south with most sales at \$112.00 live, up \$2.00 from last week while bids in the north of \$112.00 live and \$175.00 dressed were passed by sellers. Thursday, a light to moderate trade in the south was reported at \$112.00 live, steady to the week's increase and \$2.00 higher than last week, while the north remained untested. At time of reporting, a light trade has developed in Nebraska at \$180.00 dressed, up \$5.00 from last week on average. Bids are sitting at \$111.00-\$114.00 live, steady to slightly stronger in both Nebraska and Iowa, while dressed bids are at \$177.00-\$180.00, which is stronger than last week's trade. Delivery of the cattle sold is reported to be scheduled for the weeks of November 11<sup>th</sup> and 18<sup>th</sup>. Business is expected to continue this afternoon in the north, while it appears trade in the south is completed.