



Weekly Market Information Report for the week ending Thursday November 7, 2019

The following information is collected from various sources and disseminated by Beef Farmers of Ontario.

ONTARIO DIRECT TO PACKER RAILGRADE CATTLE TRADE

Prices are on a carcass weight basis before grade and weight discounts. Weekly Range:

| | |
|------------------------|---------------|
| A Grade Steers | 235.00-236.00 |
| A Grade Heifers | N/T |

ONTARIO LIVE CATTLE TRADE

Ontario auction sales this week saw weighted average price ranges for:

| FED CATTLE | Volume | Price Range | Average | Top | Last Week Avg |
|---|---------------|--------------------|----------------|------------|----------------------|
| Large Frame Steers +1250 | 319 | 122.67-135.67 | 132.02 | 145.75 | 131.64 |
| Medium Frame Steers +1250 | 139 | 115.73-135.07 | 126.82 | 144.50 | 128.07 |
| Large & Medium Frame Steers +1250 | 458 | 121.00-137.39 | 131.47 | 145.75 | 130.84 |
| Large Frame Heifers +1000 | 105 | 113.00-134.55 | 125.66 | 189.00 | 125.59 |
| Medium Frame Heifers +1000 | 119 | 121.92-133.38 | 127.53 | 176.50 | 120.41 |
| Large & Medium Frame Heifers +1000 | 224 | 116.69-135.18 | 126.95 | 189.00 | 122.43 |
| Fed steers, Dairy & Dairy Cross +1250 | 85 | 86.69-104.05 | 96.94 | 110.00 | 97.30 |
| Fed heifers, Dairy & Dairy Cross +1000 | 139 | 49.14-85.77 | 70.12 | 102.50 | 77.54 |
| Cows - All Weights | 2,782 | 39.19-57.56 | 48.01 | 104.00 | 52.65 |
| Bulls - All Weights | 187 | 68.42-104.92 | 84.42 | 210.00 | 80.36 |

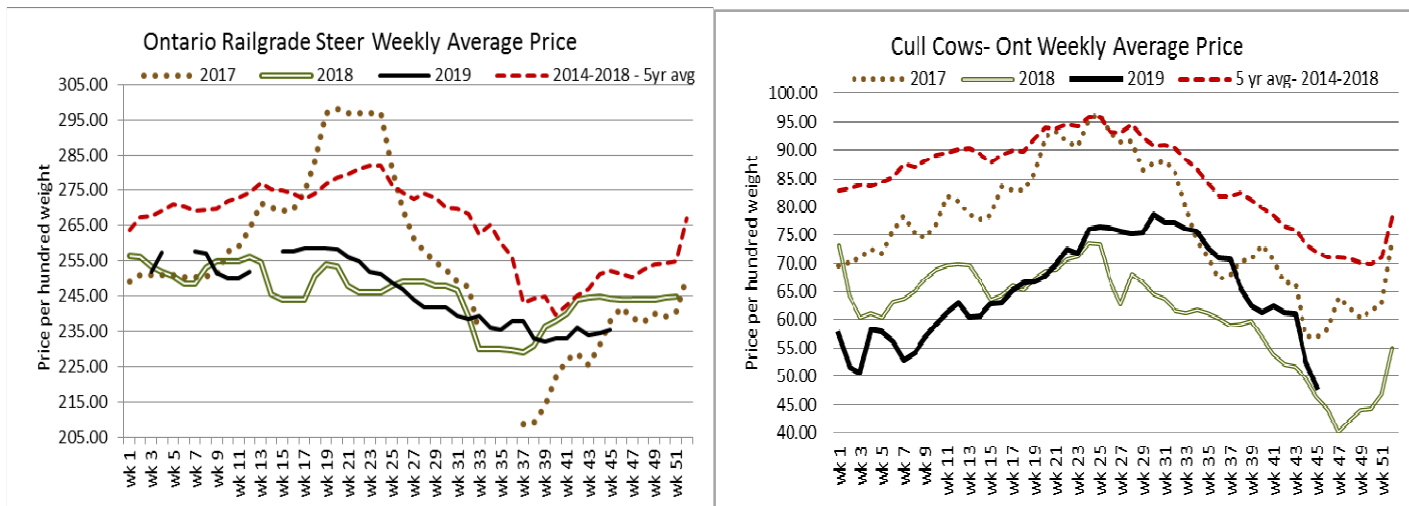
STOCKERS - Large and Medium Frame

| STEERS | Volume | Price Range | Average | Top | Last Week Avg |
|----------------|---------------|--------------------|----------------|------------|----------------------|
| 1000+ | 603 | 155.87-182.80 | 169.68 | 190.50 | 163.45 |
| 900-999 | 366 | 164.29-185.32 | 177.76 | 197.00 | 178.06 |
| 800-899 | 289 | 162.56-191.12 | 178.68 | 205.00 | 183.86 |
| 700-799 | 506 | 162.16-200.74 | 184.86 | 217.50 | 185.53 |
| 600-699 | 1,244 | 180.03-223.12 | 202.43 | 266.00 | 205.15 |
| 500-599 | 1,389 | 178.28-235.13 | 209.26 | 256.00 | 218.83 |
| 400-499 | 876 | 177.73-244.26 | 217.37 | 264.99 | 226.93 |
| -399 | 322 | 160.11-234.67 | 198.47 | 271.00 | 208.83 |

| HEIFERS | Volume | Price Range | Average | Top | Last Week Avg |
|----------------|---------------|--------------------|----------------|------------|----------------------|
| +900 | 439 | 124.64-161.78 | 143.41 | 179.00 | 133.06 |
| 800-899 | 331 | 141.52-172.76 | 162.18 | 185.00 | 152.74 |
| 700-799 | 315 | 143.28-176.38 | 164.66 | 187.00 | 155.90 |
| 600-699 | 655 | 152.00-189.95 | 173.26 | 212.50 | 172.82 |
| 500-599 | 1,017 | 155.61-197.66 | 178.82 | 225.00 | 180.58 |
| 400-499 | 745 | 149.13-211.22 | 181.16 | 245.00 | 183.72 |
| 300-399 | 227 | 142.70-210.74 | 176.39 | 273.50 | 189.47 |
| -299 | 54 | 117.26-156.28 | 139.49 | 220.00 | 131.63 |

At Kawartha Lakes Community Sale Barn, November 2, 2019- 197 cows, 16 bulls, 66 stockers, 59 veal

| | Price Range | Avg. | Top |
|-----------------------------|--------------------|-------------|------------|
| Cows | 42.00-60.00 | 48.93 | 69.00 |
| Bulls under 1600 lbs | 72.00-109.00 | 84.65 | 109.00 |
| Bulls over 1600 lbs | 69.00-91.00 | 75.39 | 91.00 |
| Veal over 600 lbs | 61.00-120.00 | 90.25 | 126.00 |



Denfield Livestock Exchange Inc., November 5, 2019: 189 Fed Cattle, 31 Veal, 7 Bulls, 102 Cows, 4 stockers

| | Price Range | Average | Top |
|--|---------------|---------|--------|
| Large & Medium Frame Fed Steers +1250 lbs | 127.00-143.50 | 134.59 | 145.75 |
| Large & Medium Frame Fed Heifers +1000 lbs | 127.50-140.00 | 134.51 | 189.00 |
| Fed Heifers, Dairy & Dairy Cross | 54.00-73.50 | 64.24 | 102.50 |
| Cows | 34.50-55.50 | 44.71 | 68.00 |
| Veal over 600 lbs | 115.00-140.00 | 126.48 | 143.00 |

At Aylmer Stockyards Inc.: November 6, 2019- 43 Veal, 164 Cows, 55 Fed Cattle, 6 bulls, 31 Stockers

| | Price Range | Average | Top |
|---|-------------|---------|--------|
| Fed heifers, dairy and dairy cross 100+ lbs | 46.00-97.99 | 78.30 | 97.99 |
| Cows | 33.00-63.00 | 45.6 | 71.99 |
| Veal over 600 lbs | 5.99-141.50 | 129.89 | 141.50 |

ONTARIO STOCKER AND FEEDER TRADE

Stocker sale at **Brussels Livestock: November 1, 2019 – 1,661 Stockers**

| Steers | Price Range | Average | Top | Heifers | Price Range | Average | Top |
|---------|---------------|---------|--------|---------|---------------|---------|--------|
| 1000+ | 157.00-190.50 | 177.88 | 190.50 | 900+ | 142.00-170.50 | 157.53 | 170.50 |
| 900-999 | 159.00-191.00 | 180.55 | 191.00 | 800-899 | 144.00-179.00 | 165.34 | 179.00 |
| 800-899 | 148.00-205.00 | 176.56 | 205.00 | 700-799 | 147.50-177.00 | 163.75 | 177.00 |
| 700-799 | 127.00-198.50 | 177.75 | 202.50 | 600-699 | 143.00-186.00 | 165.38 | 188.00 |
| 600-699 | 160.00-224.00 | 195.71 | 224.00 | 500-599 | 153.00-207.00 | 177.68 | 207.00 |
| 500-599 | 155.00-222.00 | 193.97 | 234.00 | 400-499 | 145.00-204.00 | 165.75 | 209.00 |
| 400-499 | 171.00-247.00 | 205.36 | 257.00 | 300-399 | 180.00-215.00 | 190.63 | 240.00 |
| 399- | 200.00-242.00 | 217.67 | 243.00 | | | | |

Stocker sale at: **Community Livestock Exchange: November 5, 2019 – 181 Stockers**

| Steers | Price Range | Average | Top | Heifers | Price Range | Average | Top |
|---------|---------------|---------|--------|---------|---------------|---------|--------|
| 700-799 | 82.99-160.00 | 124.79 | 160.00 | 600-699 | 110.00-170.99 | 135.80 | 170.99 |
| 600-699 | 123.99-200.00 | 185.09 | 200.00 | 500-599 | 114.99-196.99 | 170.10 | 196.99 |
| 500-599 | 169.99-245.99 | 216.80 | 245.99 | 400-499 | 164.99-188.99 | 178.60 | 188.99 |
| 400-499 | 194.99-264.99 | 227.00 | 264.99 | | | | |

Stocker sale at **Keady Livestock Market, November 5, 2019- 816** stockers

| Steers | Price Range | Average | Top | Heifers | Price Range | Average | Top |
|----------------|--------------------|----------------|------------|----------------|--------------------|----------------|------------|
| 1000+ | 151.50-177.50 | 168.83 | 177.50 | 900+ | 130.00-179.00 | 152.98 | 179.00 |
| 800-899 | 186.50-200.75 | 194.99 | 200.75 | 800-899 | 172.50-183.50 | 178.73 | 183.50 |
| 700-799 | 158.00-198.00 | 180.36 | 198.00 | 700-799 | 154.00-187.00 | 177.43 | 187.00 |
| 600-699 | 167.50-215.00 | 192.92 | 215.00 | 600-699 | 155.00-179.50 | 167.28 | 179.50 |
| 500-599 | 184.00-228.00 | 208.57 | 232.50 | 500-599 | 140.00-173.00 | 157.01 | 182.00 |
| 400-499 | 207.50-246.00 | 227.52 | 246.00 | 400-499 | 110.00-181.00 | 163.45 | 205.00 |
| 399- | 230.00-271.00 | 252.59 | 271.00 | 300-399 | 170.00-227.50 | 196.60 | 232.50 |

Stocker sale at: **Renfrew Pontiac Livestock: November 5, 2019 – 183** Stockers

| Steers | Price Range | Average | Top | Heifers | Price Range | Average | Top |
|----------------|--------------------|----------------|------------|----------------|--------------------|----------------|------------|
| 600-699 | 176.00-210.99 | 192.30 | 210.99 | 500-599 | 142.99-193.99 | 172.19 | 193.99 |
| 500-599 | 114.99-222.99 | 172.50 | 222.99 | 400-499 | 119.99-231.99 | 177.60 | 231.99 |
| 400-499 | 102.00-202.00 | 155.60 | 202.00 | 300-399 | 119.99-169.99 | 138.19 | 169.99 |
| 399- | 119.99-187.00 | 158.00 | 187.00 | 299- | 114.99-155.00 | 132.69 | 155.00 |

Stocker sale at **Ontario Livestock Exchange: November 6, 2019 – 511** Stockers

| Steers | Price Range | Average | Top | Heifers | Price Range | Average | Top |
|----------------|--------------------|----------------|------------|----------------|--------------------|----------------|------------|
| 1000+ | 169.00-190.50 | 179.11 | 190.50 | | | | |
| 900-999 | 180.50-197.00 | 190.95 | 197.00 | | | | |
| 800-899 | 181.50-187.00 | 185.53 | 187.00 | | | | |

Stocker sale at: **Ontario Livestock Exchange, November 7, 2019– 452** Stockers

| Steers | Price Range | Average | Top | Heifers | Price Range | Average | Top |
|----------------|--------------------|----------------|------------|----------------|--------------------|----------------|------------|
| 700-799 | 115.00-187.50 | 157.45 | 187.50 | 700-899 | 65.00-167.50 | 138.50 | 167.50 |
| 600-699 | 190.00-232.50 | 214.41 | 232.50 | 600-699 | 140.00-200.00 | 177.64 | 200.00 |
| 500-599 | 157.50-246.00 | 200.59 | 246.00 | 500-599 | 125.00-202.50 | 168.75 | 202.50 |
| 400-499 | 150.00-225.00 | 193.26 | 237.50 | 400-499 | 130.00-185.00 | 163.67 | 185.00 |
| 399- | 130.00-230.00 | 180.56 | 252.50 | 300-399 | 145.00-175.00 | 157.94 | 195.00 |
| | | | | 299- | 130.00-170.00 | 156.67 | 170.00 |

Stocker sale at **Ontario Stockyards Inc., November 7, 2019– 1,008** Stockers

| Steers | Price Range | Average | Top | Heifers | Price Range | Average | Top |
|----------------|--------------------|----------------|------------|----------------|--------------------|----------------|------------|
| 1000+ | 79.00-130.00 | 100.37 | 156.00 | 900+ | 55.00-136.00 | 98.54 | 137.00 |
| 900-999 | 154.00-190.00 | 169.19 | 190.00 | 800-899 | 112.50-166.50 | 154.41 | 166.50 |
| 800-899 | 149.00-188.50 | 172.72 | 188.50 | 700-799 | 140.00-174.50 | 163.37 | 174.50 |
| 700-799 | 161.0-185.50 | 175.65 | 185.50 | 600-699 | 135.00-185.00 | 164.12 | 187.50 |
| 600-699 | 165.00-215.00 | 184.31 | 216.00 | 500-599 | 142.50-174.00 | 159.72 | 187.50 |
| 500-599 | 175.00-232.00 | 204.11 | 243.00 | 400-499 | 142.50-195.00 | 166.60 | 220.00 |
| 400-499 | 177.50-251.00 | 217.52 | 251.00 | 300-399 | 155.00-210.00 | 182.38 | 215.00 |
| 399- | 175.00-225.0 | 195.78 | 257.50 | 299- | 125.00-180.00 | 154.07 | 220.00 |

Stocker sale at: **Ottawa Livestock Exchange, November 7, 2019– 234** Stockers

| Steers | Price Range | Average | Top | Heifers | Price Range | Average | Top |
|----------------|--------------------|----------------|------------|----------------|--------------------|----------------|------------|
| 700-799 | 121.00-166.00 | 142.00 | 166.00 | 700-799 | 88.00-154.00 | 129.60 | 154.00 |
| 600-699 | 140.00-202.00 | 169.60 | 202.00 | 600-699 | 120.00-154.00 | 137.33 | 154.00 |
| 500-599 | 142.00-230.00 | 174.71 | 238.00 | 500-599 | 120.00-164.00 | 142.38 | 180.00 |
| 400-499 | 156.00-240.00 | 207.07 | 240.00 | 400-499 | 133.00-182.00 | 158.24 | 182.00 |
| 399- | 108.00-230.00 | 165.65 | 230.00 | 399- | 102.00-170.00 | 130.00 | 174.00 |

ONTARIO STOCKER & FEEDER TRADE SPECIAL FALL SALES

Stocker sale at **Keady Livestock Market: November 2, 2019 – 400** stockers

| Steers | Price Range | Average | Top | Heifers | Price Range | Average | Top |
|----------------|--------------------|----------------|------------|----------------|--------------------|----------------|------------|
| 600-699 | 201.00-242.50 | 218.32 | 266.00 | 600-699 | 177.00-183.00 | 180.04 | 187.00 |
| 500-599 | 217.00-234.00 | 226.15 | 241.00 | 500-599 | 177.00-203.00 | 192.53 | 208.00 |
| 400-499 | 242.00-262.00 | 253.73 | 262.00 | 400-499 | 187.50-217.00 | 209.74 | 217.00 |
| 399- | 240.00-270.00 | 256.67 | 270.00 | 300-399 | 250.00-265.00 | 257.50 | 265.00 |

Central Ontario Calf Producers Sale! Sold in owner lots- Good quality heifers sold slightly higher while steers sold fully steady. Bred cows sold with keen buyer interest.

Stocker sale at **Denfield Livestock Exchange: November 2, 2019 – 1,096** Stockers

| Steers | Price Range | Average | Top | Heifers | Price Range | Average | Top |
|----------------|--------------------|----------------|------------|----------------|--------------------|----------------|------------|
| 1000+ | 125.50-159.50 | 143.04 | 159.50 | 900+ | 100.00-135.00 | 113.25 | 135.00 |
| 900-999 | 168.50-171.00 | 169.81 | 171.00 | 800-899 | 173.00-185.00 | 176.08 | 185.00 |
| 800-899 | 155.00-173.00 | 164.71 | 177.50 | 700-799 | 165.00-175.50 | 171.31 | 175.50 |
| 700-799 | 171.00-214.00 | 191.43 | 214.00 | 600-699 | 159.00-190.00 | 173.96 | 190.00 |
| 600-699 | 185.00-216.00 | 202.10 | 226.00 | 500-599 | 170.00-201.00 | 189.02 | 209.00 |
| 500-599 | 190.00-243.00 | 215.87 | 243.00 | 400-499 | 155.00-198.00 | 176.36 | 215.00 |
| 400-499 | 190.00-231.00 | 208.41 | 237.50 | 300-399 | 179.00-227.00 | 205.30 | 22700 |
| 399- | 204.00-240.00 | 223.00 | 240.00 | | | | |

Stocker sale at **Rainy River Cattlemen's Sale- Stratton: November 2, 2019 – 827** Stockers, **166** cows, **32** bulls

| Steers | Price Range | Average | Top | Heifers | Price Range | Average | Top |
|----------------|--------------------|----------------|------------|-------------------|--------------------|----------------|------------|
| 1000+ | 119.99-155.00 | 139.39 | 155.00 | 900+ | 69.99-141.99 | 91.80 | 167.99 |
| 900-999 | 155.00-167.50 | 163.19 | 167.50 | 800-899 | 83.49-84.49 | 83.99 | 164.99 |
| 800-899 | 150.00-187.00 | 171.50 | 187.00 | 700-799 | 144.99-169.99 | 164.10 | 169.99 |
| 700-799 | 150.00-188.99 | 178.60 | 188.99 | 600-699 | 153.00-197.50 | 177.49 | 197.50 |
| 600-699 | 154.00-222.00 | 191.50 | 222.00 | 500-599 | 150.00-183.00 | 173.19 | 183.00 |
| 500-599 | 132.49-239.00 | 197.19 | 239.00 | 400-499 | 135.00-245.00 | 191.22 | 245.00 |
| 400-499 | 139.99-241.99 | 207.79 | 241.99 | 300-399 | 139.99-210.99 | 180.80 | 210.99 |
| 399- | 150.00-250.00 | 204.09 | 250.00 | Bulls: | | | |
| Cows | 45.00-79.90 | 66.50 | 79.90 | 1600 lbs - | 83.99-188.99 | 131.60 | 210.00 |
| | | | | 1600 lbs + | 93.50-102.00 | 98.19 | 102.00 |

Stocker sale at **Ontario Stockyards Inc, November 5, 2019- 1,057** stockers –All Vaccinated Stocker Sale!

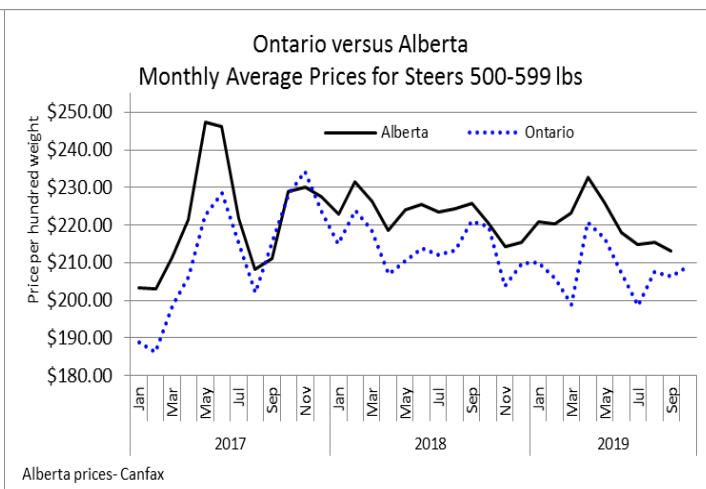
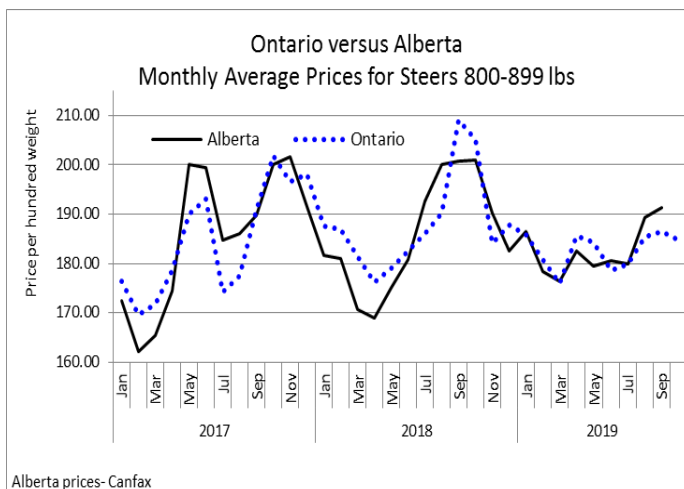
| Steers | Price Range | Average | Top | Heifers | Price Range | Average | Top |
|----------------|--------------------|----------------|------------|----------------|--------------------|----------------|------------|
| 800-899 | 177.00-190.00 | 184.47 | 190.00 | 700-799 | 140.00-156.00 | 146.21 | 157.00 |
| 700-799 | 200.00-212.50 | 203.22 | 212.50 | 600-699 | 169.00-200.00 | 182.89 | 203.00 |
| 600-699 | 200.00-228.50 | 214.58 | 232.00 | 500-599 | 171.00-208.00 | 186.69 | 215.00 |
| 500-599 | 210.00-239.00 | 225.65 | 250.50 | 400-499 | 172.50-225.00 | 198.63 | 230.00 |
| 400-499 | 227.00-253.00 | 242.63 | 260.00 | 300-399 | 116.00-200.00 | 155.30 | 220.00 |
| 399- | 177.50-250.00 | 204.80 | 270.00 | | | | |

A good quality offering of vaccinated calves traded fully steady to stronger.

Stocker sale at **Kawartha Lakes Community Sales Barn, November 6, 2019 – 891** stockers

| Steers | Price Range | Average | Top | Heifers | Price Range | Average | Top |
|----------------|--------------------|----------------|------------|----------------|--------------------|----------------|------------|
| 800-899 | 145.00-194.00 | 184.27 | 194.00 | 700-799 | 127.00-174.00 | 155.97 | 174.00 |
| 700-799 | 190.00-217.50 | 204.68 | 217.50 | 600-699 | 155.00-205.00 | 190.43 | 212.50 |
| 600-699 | 205.00-230.50 | 218.48 | 236.00 | 500-599 | 162.50-219.00 | 198.30 | 225.00 |
| 500-599 | 215.00-242.00 | 230.15 | 256.00 | 400-499 | 162.50-219.00 | 189.28 | 221.00 |
| 400-499 | 215.00-252.00 | 237.90 | 254.00 | 300-399 | 100.00-273.50 | 197.59 | 273.50 |
| 399- | 125.00-256.50 | 218.43 | 256.50 | | | | |

Peterborough/Victoria County Certified Calf Sale- A good quality offering of cattle sold actively at higher prices.



ONTARIO BRED COW SALES

Temiskaming Livestock Exchange, November 1, 2019, 2019- 78 Bred cows, 22 Cow calf pairs

| | Exotic and Exotic X | British and British X |
|----------------------------|---------------------|-----------------------|
| Top quality bred cows | \$1150 | N/T |
| Avg quality bred cows | \$700-\$1100 | N/T |
| Top quality cow/calf pairs | \$1400 | N/T |
| Avg quality cow/calf pairs | \$900-\$1400 | N/T |

Prices are per head & per pair.

LIVE CATTLE EXPORTS-ONTARIO

| | Week ending Oct 19, 2019 | Week ending Oct 12, 2019 | Year to Date |
|---|--------------------------|--------------------------|--------------|
| Total live slaughter cattle exported from Ontario to the U.S. | 2,108 | 2,450 | 101,822 |
| Steers & Heifers & Cows | 1,885 | 2,152 | 89,863 |
| Bulls | 223 | 298 | 11,959 |

AVERAGE CARCASS WEIGHTS – CANADA

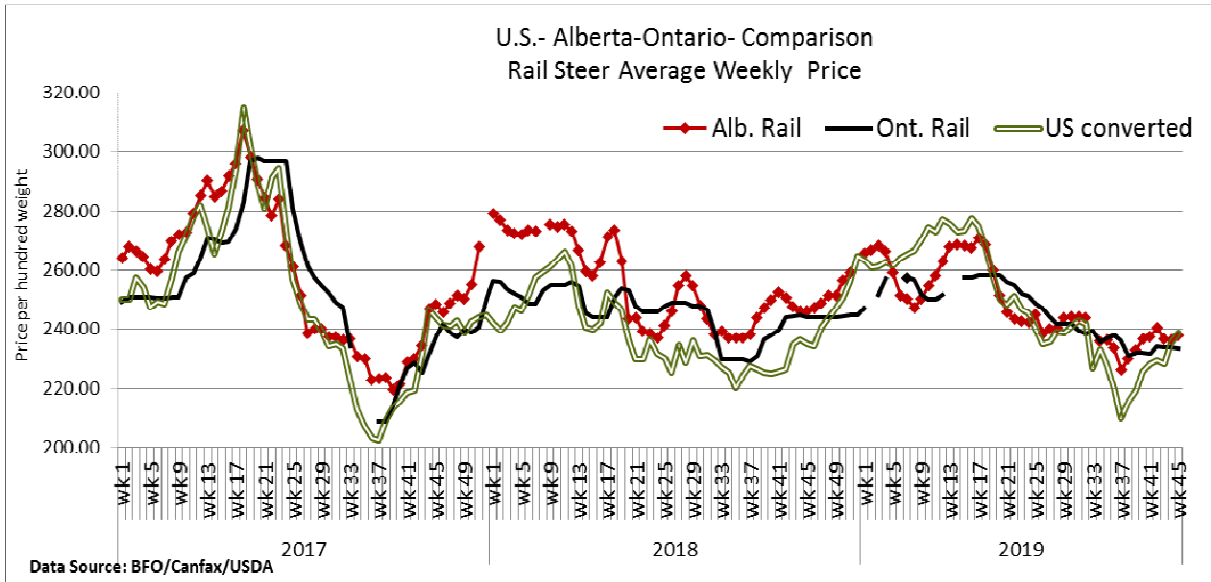
| | Steers | Heifers |
|--------------|--------|---------|
| Nov 2, 2019 | 940 | 857 |
| Oct 26, 2019 | 937 | 858 |
| Nov 3, 2019 | 940 | 852 |

FEDERALLY INSPECTED CANADIAN PROCESSING

| | Week Ending Nov 2, 2019 | # of hd change from week ago | YTD | % Change (Week Ago) | % Change (Year Ago) |
|-------------------|----------------------------|---------------------------------|-----------|------------------------|------------------------|
| Grand Total | 61,358 | -3,823 | 2,675,624 | -6% | +5% |
| Western Slaughter | 42,287 | -4,287 | 2,108,044 | -8% | +6% |
| Eastern Slaughter | 13,071 | +464 | 567,580 | +4% | +2% |

USDA ESTIMATED CATTLE PROCESSING VOLUME

| | Week Ending November 7, 2019 | Previous Week | Year Ago |
|-------------|---------------------------------|---------------|----------|
| Grand Total | 651,000 | 658,000 | 649,000 |



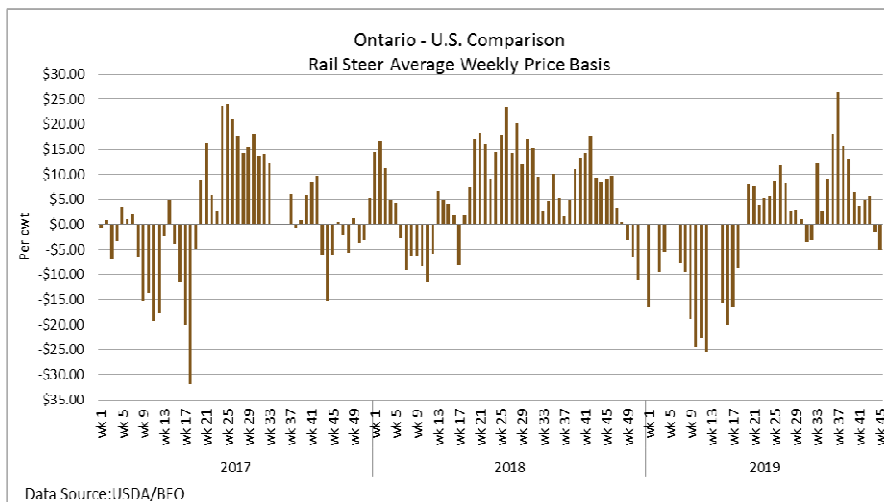
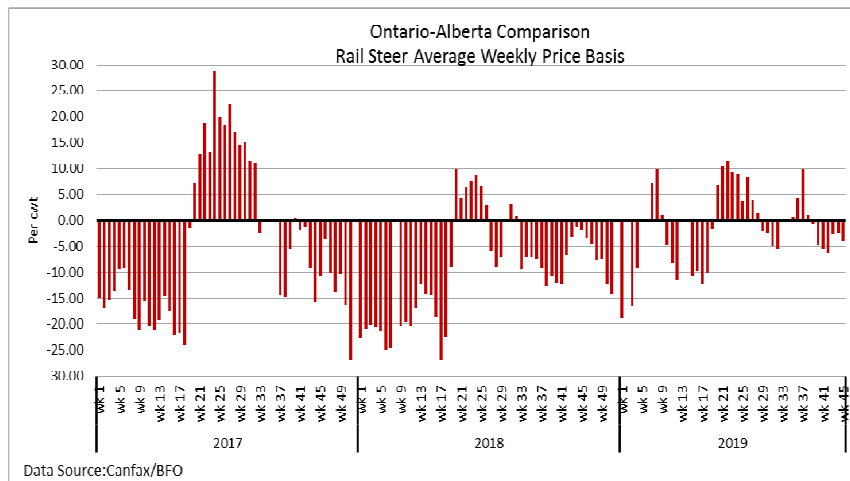
ALBERTA DIRECT TRADE

For the week ending November 7, 2019

Steers
Heifers

Live **FOB** **N/T**
Live **FOB** **140.40**

Rail **FOB** **236.00-239.50**
Rail **FOB** **235.50-239.50**



U.S. TRADE (U.S. funds)

For the week ending November 7, 2019

| | | |
|--|------|---------------|
| Choice and Select Steers and Heifers: | Live | 113.00-116.00 |
| | Rail | 177.00-182.00 |

QUEBEC ELECTRONIC AUCTION MARKET (F.O.B. THE FEEDLOT)

| | | |
|--------------------------------------|---------------|------------------------------|
| For the week ending November 7, 2019 | Price | Change from Last Week |
| | 230.50-233.00 | +0.64 |

CANADIAN BOXED BEEF CUT-OUT VALUES

| Week Ending | AAA | AA |
|------------------|--------|--------|
| October 25, 2019 | 2.7637 | 2.5211 |
| October 18, 2019 | 2.7648 | 2.4488 |
| October 11, 2019 | 2.7491 | 2.4721 |

U.S. BOXED BEEF CUT-OUT VALUES (U.S. funds)

| | Choice 600-900 | Select 600-900 |
|----------------------------------|-------------------|-------------------|
| Current Five Day Average: | 235.90 | 210.45 |

BEEF EXPORTS – CANADA

| | United States | <i>Change from last year YTD</i> | Mexico | <i>Change from last year YTD</i> |
|-------|----------------------|----------------------------------|----------------------|----------------------------------|
| | <i>Jan 1- Sep 30</i> | | <i>Jan 1- Sep 30</i> | |
| Total | 239,231 tonnes | +8% or +18,375 tonnes | 10,476 tonnes | +5% or +513 tonnes |
| | Japan | <i>Change from last year YTD</i> | China | <i>Change from last year YTD</i> |
| | <i>Jan 1- Sep 30</i> | | <i>Jan 1- Sep 30</i> | |
| Total | 37,652 tonnes | +59% or +13,940 tonnes | 11,475 tonnes | +103% or +5,828 tonnes |

The Beef Supply at a Glance Report notes: “China has resumed imports of Canadian meat products as of November 5 following the suspension on June 25, however the Statistics Canada trade data has reported beef exports to China during this period. AAFC is working with the Canada Border Services Agency to review these transactions. It is possible that some shipments intended to be exported were entered into the Canadian Automated Export Declaration system, but were not cancelled when the border closed. Corrections (if required) will take some time.”

LIVE CATTLE – CANADA

| IMPORTS | | <i>Import % change from 2018 YTD</i> | EXPORTS | | <i>Export % change from 2018 YTD</i> |
|----------------------|---------|--|-----------------------------------|---------|--|
| <i>Jan 1- Sep 30</i> | | | <i>Jan 1- Oct 26, 2019</i> | | |
| Pure bred | 3,706 | -15% | Slaughter steers & heifers & cows | 380,202 | +21% |
| Non-pure bred | 154,078 | +37% | Feeder cattle & calves | 172,922 | +1% |
| | | | Bulls | 37,525 | -1% |

BEEF PRODUCTION – CANADA

| | <i>Jan 1 – Nov 2/19</i> | <i>Last Year Same Time</i> | <i>% Change</i> |
|---------|-------------------------|----------------------------|-----------------|
| Fed | 897,576 tonnes | 834,090 tonnes | +8% |
| Non-fed | 144,423 tonnes | 142,986 tonnes | +1% |

BEEF IMPORTS – CANADA

| | <i>Jan 1 – Nov 2/19</i> | <i>Last Year Same Time</i> | <i>% Change</i> |
|-------------------------|-------------------------|----------------------------|-----------------|
| United States | 91,166 tonnes | 102,540 tonnes | -11% |
| Non-CUSMA | 30,490 tonnes | 42,609 tonnes | -28% |
| EU-28 (beef/veal total) | 4,525 tonnes | 1,828 tonnes | +148% |
| Total | 132,920 tonnes | 154,444 tonnes | -14% |

CHICAGO MERCANTILE EXCHANGE

Closing quotes on futures today were as follows:

| Live Cattle | | | Feeder Cattle | | | Corn | | | Soybeans | | | Canadian \$ | | |
|-------------|--------|-------|---------------|--------|-------|------|-------|------|----------|-------|------|-------------|-------|-------|
| Dec | 119.25 | +0.25 | Nov | 147.00 | +0.22 | Dec | 3.772 | +2.0 | Nov | 9.194 | -5.4 | Spot | 75.59 | -0.26 |
| Feb | 125.02 | +0.17 | Jan | 145.87 | +0.10 | Mar | 3.864 | +2.6 | Jan | 9.310 | -5.4 | Dec | 75.60 | -0.26 |
| Apr | 126.10 | +0.25 | Mar | 145.50 | +0.00 | May | 3.934 | +2.4 | Mar | 9.440 | -4.6 | Mar | 75.63 | -0.26 |
| Jun | 118.27 | +0.32 | Apr | 146.82 | +0.02 | Jul | 3.996 | +2.0 | May | 9.554 | -4.6 | Jun | 75.64 | -0.26 |
| Aug | 115.77 | +0.12 | May | 147.35 | -0.10 | Sep | 3.962 | +1.4 | Jul | 9.660 | -4.6 | Sep | 75.64 | -0.24 |
| Oct | 116.85 | +0.27 | Aug | 151.85 | -0.27 | Dec | 4.010 | +1.4 | Aug | 9.692 | -4.6 | Dec | 75.63 | -0.23 |

Beef Farmers of Ontario, 130 Malcolm Road, Guelph, ON N1K 1B1 Phone: (519) 824-0334 Fax: (519) 824-9161 or email: markets@ontariobeef.com

UPCOMING FALL STOCKER AND FEEDER SALES

| | | | |
|--------|----------|------------------------------------|---|
| Nov 9 | 1:00 pm | Maple Hill Auctions Ltd | Bred Heifer Sale |
| Nov 13 | 10:00 am | Kawartha Lakes Community Sale Barn | KLC Stocker Sale |
| Nov 15 | 9:00 am | Keady Livestock Market | Special Grass & Yard Yearling Sale |
| Nov 16 | 11:00 am | Denfield Livestock Exchange | Stockers & Bred Cow, Cow/Calf Sale |
| Nov 19 | 11:00 am | Ontario Stockyards Inc | All Vaccinated Stocker Sale |
| Nov 20 | 10:00 am | Kawartha Lakes Community Sale Barn | Peterborough/Victoria County Stocker Sale |
| Nov 20 | 7:00 pm | Brussels Livestock | Bred Cow, Cow/Calf Pair Sale |
| Nov 22 | 9:00 am | Keady Livestock Market | Special Calf Sale – owner lots. |
| Nov 23 | 11:00 am | Denfield Livestock Exchange | Special Bred Cow, Cow/Calf Sale |
| Nov 27 | 2:00 pm | Vankleek Hill Livestock Exchange | Fall Stocker Sale |
| Nov 27 | 7:00 pm | Kawartha Lakes Community Sale Barn | Bred Cow Sale |
| Nov 29 | 11:00 am | Community Livestock Exchange | Quinte Cattlemen's Stocker Sale |
| Nov 29 | 5:00 pm | Keady Livestock Market | Special Bred Heifer & Cow Sale |

Comments for the week ending November 7, 2019

There were a few less fed cattle sold through auction markets this week, totaling 682 head down 57 from last week but still 309 above year ago volumes. Fed steers traded from \$121.00-\$137.39 averaging \$131.47 up \$0.63 from last week but \$1.99 below year ago prices. Fed heifers traded from \$116.69-\$135.18 averaging \$126.95 up \$4.52 from last week, but \$1.01 lower than this time last year. Auction markets reported prices as steady, with one market noting sales \$2.00-\$3.00 easier with little demand. By Wednesday, trade was active at steady prices but ended the week selling \$1.00-\$2.00 cwt lower.

The Ontario railgrade market, was light with a few sales noted at \$235.00-\$236.00 dressed, steady to last week. Cattle are still being placed on waiting lists and plants are working extra to help keep cattle moving.

Lighter volumes of cull/fed cows came to market this week at 2,782 head, down 178 from last week but 34 more than this time last year. Cows traded from \$39.19-\$57.56 with a weekly weighted average price of \$48.01 down \$4.64 from last week and just \$1.68 higher than last year at this time. Auction market reports started under pressure at barely steady to easier prices, with little demand, and one market noting sales down \$5.00-\$10.00 cwt. As the week progressed, trade was reported at much lower prices, but ended the week holding steady.

9,378 stocker and feeder cattle sold through auction markets this week with several special vaccinated stocker sales included. This week's volume is up 510 head from last week and 2,194 more than the same week last year. Auction markets reported calves as trading actively at steady prices, with light weight calves active and steady to stronger, with heifers slightly higher. Medium quality calves were steady. Yearlings were reported as active with prices \$5.00-\$10.00 cwt higher to start, but as the week progressed sales were holding steady on strong demand. By Actual average prices this week saw steers 400-500 lbs down \$9.56

from last week, 500-600 lbs down \$9.57, 600-700 lbs down \$2.72, 700-800 lbs down \$0.67, 800-900 lbs down \$5.18, 900-1000 lbs down \$0.31 and steers 1000 lbs and over averaged \$6.23 stronger than last week on average. Heifers 300-400 lbs were down \$13.08 from last week on average, 400-500 down \$2.56, 500-600 lbs down 1.76, 600-700 lbs up \$0.44, 700-800 lbs up \$8.76, 800-900 lbs up \$9.44 and heifers 900 lbs and over averaged \$10.35 stronger than last week's weighted average prices.

The Quebec electronic market this week ranged from \$230.50-\$233.00 cwt dressed, up \$0.64 from last week's weighted average price.

Alberta direct trade was light to moderate on Wednesday with Canfax reporting sales from \$239.00-\$240.00 delivered on a dressed basis, which is up \$1.00-\$2.00 cwt from last week. On Thursday, Canfax reported trade as light with prices steady to \$3.00 higher from \$237.00-\$241.00 delivered on a dressed basis. Canfax reports: "Some cattle that traded this week would not be picked up until the first and second week in December. Cash to futures basis levels did weaken, basis levels are at their weakest point since March. Some cattle will be carried over into next week."

The US cash cattle trade for the week ending November 1st, continued to trend higher. Business in the south ranged from \$110.00-\$114.00 live, mostly \$112.00 up \$2.00 from the previous week. In the north live trade on Friday afternoon was from \$113.00-\$116.00 live and \$175.00-\$181.00 dressed, mostly \$180.00 up \$5.00 from last week. For the week, the USDA Mandatory Price Report listed live sales from \$110.00-\$115.95 with steers and heifers averaging \$113.03, up \$2.90 for steers and \$3.00 for heifers. On the rail dressed prices ranged from \$173.00-\$181.00, with steers averaging \$179.39 up \$4.83 and heifers \$179.17 up \$4.20.

This week, the US cash cattle trade was fairly quiet to start, with just a couple of deals early week in the north at \$177.00 and \$182.00 dressed, but not enough to establish any kind of market trend for the week. At the Fed Cattle Exchange online auction Wednesday morning, there were 547 head on offer, in 6 lots with delivery in 1-9 days. One lot in Texas asking \$113.00 received bids up to \$114.00 live, but the seller passed the bids. Another lot in Kansas asking \$113.00 received a bids of \$113.00 but the seller also passed. Bids were up \$1.00-\$2.00 from last week's online market but steady to last week's trade. The remaining four lots were all asking \$117.00 live, but no bids were offered and all cattle on offer, were left unsold. On the cash market Wednesday, a couple of head sold at \$113.00 live in Nebraska, steady to last week, but not enough to establish a trade. Thursday a moderate trade in the north ranged from \$177.00-\$182.00 dressed, mostly \$181.00-\$182.00 up \$1.00-\$2.00 from last week, while the south was very quiet. Today, (Friday am) the Fed Cattle Exchange online auction held a special sale with 1,684 head on offer, in 14 lots with delivery in 1-9 days. One lot asking \$114.00 live sold for \$115.00, while two lots asking \$113.00 live, received bids of \$113.00 but sellers passed. The remaining 11 lots were asking anywhere from \$114.00-\$120.00 live, but received no bids leaving the cattle unsold. On the cash market today, trade has surfaced in the south at prices \$2.00-\$3.00 stronger than last week from \$114.00 -\$115.00 live. A light test in the north is noted at \$116.00 live, with a few at \$114.00, steady to \$2.00 higher than last week, with dressed bids from \$180.00-\$182.00, steady to Thursday's higher trade. Asking prices are holding firm from \$116.00-\$117.00 live in the south and \$184.00-\$185.00 dressed in the north, but it appears the bulk of trade has been completed.