



Weekly Market Information Report for the week ending Thursday November 14, 2019

The following information is collected from various sources and disseminated by Beef Farmers of Ontario.

ONTARIO DIRECT TO PACKER RAILGRADE CATTLE TRADE

Prices are on a carcass weight basis before grade and weight discounts. Weekly Range:

| | |
|------------------------|---------------|
| A Grade Steers | 235.00-236.00 |
| A Grade Heifers | 235.00-236.00 |

ONTARIO LIVE CATTLE TRADE

Ontario auction sales this week saw weighted average price ranges for:

| FED CATTLE | Volume | Price Range | Average | Top | Last Week Avg |
|---|---------------|--------------------|----------------|------------|----------------------|
| Large Frame Steers +1250 | 258 | 124.84-136.20 | 130.95 | 138.50 | 132.02 |
| Medium Frame Steers +1250 | 113 | 112.51-130.96 | 123.91 | 144.50 | 126.82 |
| Large & Medium Frame Steers +1250 | 371 | 123.94-135.78 | 130.10 | 144.50 | 131.47 |
| Large Frame Heifers +1000 | 89 | 114.65-128.62 | 122.48 | 136.00 | 125.66 |
| Medium Frame Heifers +1000 | 115 | 118.44-129.93 | 125.59 | 155.00 | 127.53 |
| Large & Medium Frame Heifers +1000 | 204 | 117.39-131.13 | 126.50 | 155.00 | 126.95 |
| Fed steers, Dairy & Dairy Cross +1250 | 52 | 94.37-108.90 | 102.85 | 111.00 | 96.94 |
| Fed heifers, Dairy & Dairy Cross +1000 | 98 | 56.64-87.77 | 70.79 | 104.49 | 70.12 |
| Cows - All Weights | 2,421 | 42.16-61.60 | 51.23 | 105.00 | 48.01 |
| Bulls - All Weights | 167 | 64.35-90.69 | 77.19 | 123.00 | 84.42 |

STOCKERS - Large and Medium Frame

| STEERS | Volume | Price Range | Average | Top | Last Week Avg |
|----------------|---------------|--------------------|----------------|------------|----------------------|
| 1000+ | 544 | 161.17-188.11 | 175.81 | 194.50 | 169.68 |
| 900-999 | 385 | 167.69-195.80 | 185.97 | 216.00 | 177.76 |
| 800-899 | 268 | 154.57-191.36 | 180.09 | 206.50 | 178.68 |
| 700-799 | 320 | 152.26-196.45 | 177.79 | 215.00 | 184.86 |
| 600-699 | 813 | 164.99-217.17 | 196.54 | 242.00 | 202.43 |
| 500-599 | 1,086 | 175.29-236.85 | 212.10 | 257.00 | 209.26 |
| 400-499 | 663 | 184.89-250.28 | 218.04 | 292.50 | 217.37 |
| -399 | 247 | 172.09-242.73 | 213.26 | 302.50 | 198.47 |

| HEIFERS | Volume | Price Range | Average | Top | Last Week Avg |
|----------------|---------------|--------------------|----------------|------------|----------------------|
| +900 | 236 | 119.46-156.57 | 142.34 | 178.50 | 143.41 |
| 800-899 | 244 | 135.87-169.57 | 162.76 | 183.00 | 162.18 |
| 700-799 | 331 | 139.97-169.91 | 159.51 | 185.00 | 164.66 |
| 600-699 | 417 | 142.69-182.52 | 166.49 | 197.00 | 173.26 |
| 500-599 | 777 | 146.94-189.41 | 169.94 | 207.00 | 178.82 |
| 400-499 | 741 | 157.87-204.45 | 181.87 | 235.00 | 181.16 |
| 300-399 | 221 | 149.34-197.73 | 172.83 | 245.00 | 176.39 |
| -299 | 39 | 107.18-159.90 | 132.26 | 245.00 | 139.49 |

At **Kawartha Lakes Community Sale Barn, November 9, 2019- 104 cows, 13 bulls, 69 stockers, 44 veal**

| | Price Range | Avg. | Top |
|-----------------------------|--------------------|-------------|------------|
| Cows | 43.50-63.50 | 50.42 | 86.00 |
| Bulls under 1600 lbs | 45.00-74.50 | 63.71 | 74.50 |
| Bulls over 1600 lbs | 70.00-99.00 | 80.62 | 99.00 |
| Veal over 600 lbs | 57.00-127.00 | 72.62 | 127.00 |

Denfield Livestock Exchange Inc., November 12, 2019: 92 Fed Cattle, 18 Veal, 10 Bulls, 140 Cows, 2 stockers

| | Price Range | Average | Top |
|--|---------------|---------|--------|
| Large & Medium Frame Fed Steers +1250 lbs | 125.00-136.25 | 131.50 | 144.50 |
| Large & Medium Frame Fed Heifers +1000 lbs | 124.50-134.75 | 129.62 | 155.00 |
| Cows | 39.00-59.50 | 49.36 | 74.00 |
| Veal over 600 lbs | 125.00-138.00 | 129.97 | 139.00 |

At Aylmer Stockyards Inc.: November 13, 2019- 28 Veal, 179 Cows, 19 Fed Cattle, 3 bulls, 85 Stockers

| | Price Range | Average | Top |
|---|--------------|---------|--------|
| Fed heifers, dairy and dairy cross 100+ lbs | 51.50-104.49 | 78.90 | 104.49 |
| Cows | 34.00-74.59 | 56.20 | 74.59 |
| Veal over 600 lbs | 103.0-139.99 | 123.59 | 139.99 |

ONTARIO STOCKER AND FEEDER TRADE

Stocker sale at Brussels Livestock: November 8, 2019 – 1,999 Stockers

| Steers | Price Range | Average | Top | Heifers | Price Range | Average | Top |
|---------|---------------|---------|--------|---------|---------------|---------|--------|
| 1000+ | 165.00-194.50 | 180.53 | 194.50 | 900+ | 137.00-167.75 | 157.63 | 167.75 |
| 900-999 | 178.00-204.00 | 192.07 | 204.00 | 800-899 | 140.00-178.00 | 171.97 | 178.00 |
| 800-899 | 143.00-193.50 | 181.40 | 203.00 | 700-799 | 143.00-176.50 | 166.55 | 176.50 |
| 700-799 | 156.00-202.00 | 178.91 | 203.50 | 600-699 | 152.00-190.00 | 174.23 | 190.00 |
| 600-699 | 189.00-227.00 | 206.81 | 227.00 | 500-599 | 157.00-192.00 | 170.55 | 192.00 |
| 500-599 | 181.00-248.00 | 221.33 | 248.00 | 400-499 | 169.00-200.00 | 183.70 | 211.00 |
| 400-499 | 184.00-242.00 | 211.57 | 266.00 | 300-399 | 164.00-180.00 | 172.75 | 180.00 |
| 399- | 194.00-226.00 | 211.46 | 261.00 | | | | |

Stocker sale at Temiskaming Livestock Exchange: November 11, 2019 – 120 Stockers

| Steers | Price Range | Average | Top | Heifers | Price Range | Average | Top |
|---------|---------------|---------|--------|---------|---------------|---------|--------|
| 600-699 | 140.00-193.00 | 169.50 | 196.00 | 700-799 | 119.00-144.00 | 133.19 | 144.00 |
| 500-599 | 141.00-180.00 | 160.00 | 211.00 | 600-699 | 130.00-178.50 | 149.81 | 189.50 |
| 400-499 | 200.00-221.00 | 210.58 | 221.00 | 500-599 | 129.00-191.00 | 155.25 | 206.50 |
| 399- | 120.00-245.00 | 163.75 | 245.00 | 400-499 | 117.00-149.00 | 135.94 | 210.00 |

Stocker sale at Vankleek Hill Livestock Exchange: November 11, 2019 – 123 Stockers

| Steers | Price Range | Average | Top | Heifers | Price Range | Average | Top |
|---------|---------------|---------|--------|---------|---------------|---------|--------|
| 700-799 | 148.00-200.00 | 179.18 | 200.00 | 500-599 | 128.00-154.00 | 138.22 | 154.00 |
| 600-699 | 150.00-220.00 | 190.90 | 220.00 | 400-499 | 128.00-170.00 | 142.62 | 170.00 |
| 500-599 | 154.00-222.00 | 182.25 | 222.00 | | | | |
| 400-499 | 148.00-224.00 | 182.18 | 224.00 | | | | |
| 399- | 146.00-176.00 | 165.37 | 176.00 | | | | |

Stocker sale at: Community Livestock Exchange: November 12, 2019 – 173 Stockers

| Steers | Price Range | Average | Top | Heifers | Price Range | Average | Top |
|---------|---------------|---------|--------|---------|---------------|---------|--------|
| 700-799 | 125.00-169.99 | 155.29 | 169.99 | 600-699 | 110.00-175.00 | 140.19 | 175.00 |
| 600-699 | 100.00-197.50 | 160.29 | 197.50 | 500-599 | 125.00-204.00 | 176.20 | 204.00 |
| 500-599 | 135.00-231.99 | 190.10 | 231.99 | 400-499 | 137.50-204.00 | 175.00 | 204.00 |
| 400-499 | 150.00-245.00 | 197.39 | 245.00 | | | | |

Stocker sale at Keady Livestock Market, November 12, 2019- 640 stockers

| Steers | Price Range | Average | Top | Heifers | Price Range | Average | Top |
|---------|---------------|---------|--------|---------|---------------|---------|--------|
| 1000+ | 159.50-187.50 | 177.65 | 187.50 | 800-899 | 165.00-183.00 | 173.57 | 183.00 |
| 800-899 | 116.00-197.00 | 176.90 | 197.00 | 700-799 | 160.00-170.00 | 167.58 | 177.00 |
| 700-799 | 170.00-197.50 | 183.27 | 197.50 | 600-699 | 155.00-188.00 | 174.39 | 188.00 |
| 600-699 | 152.50-218.00 | 200.93 | 218.00 | 500-599 | 155.00-201.00 | 183.00 | 201.00 |
| 500-599 | 190.00-244.00 | 219.27 | 247.00 | 400-499 | 160.00-207.50 | 181.29 | 207.50 |
| 400-499 | 220.00-275.00 | 235.44 | 275.00 | 300-399 | 170.00-200.00 | 186.67 | 200.00 |
| 399- | 185.00-283.00 | 245.26 | 283.00 | | | | |

Stocker sale at: **Renfrew Pontiac Livestock: November 12, 2019 – 343** Stockers

| Steers | Price Range | Average | Top | Heifers | Price Range | Average | Top |
|----------------|--------------------|----------------|------------|----------------|--------------------|----------------|------------|
| 700-799 | 119.99-196.99 | 177.00 | 196.99 | 600-699 | 155.00-187.99 | 176.40 | 187.99 |
| 600-699 | 139.99-222.00 | 202.49 | 222.00 | 500-599 | 112.50-200.00 | 169.99 | 200.00 |
| 500-599 | 139.99-241.00 | 219.39 | 241.00 | 400-499 | 107.49-212.50 | 175.00 | 212.50 |
| 400-499 | 167.50-258.00 | 231.00 | 258.00 | | | | |
| 399- | 125.00-254.99 | 201.10 | 254.99 | | | | |

Stocker sale at **Ontario Livestock Exchange: November 13, 2019 – 643** Stockers

| Steers | Price Range | Average | Top | Heifers | Price Range | Average | Top |
|-----------------|--------------------|----------------|------------|----------------|--------------------|----------------|------------|
| 1000+ | 175.50-193.00 | 184.32 | 193.00 | 800-899 | 141.00-153.00 | 146.22 | 153.00 |
| 900-999 | 185.50-199.00 | 194.45 | 199.00 | | | | |
| 800-899 | 196.00-206.50 | 201.53 | 206.50 | | | | |
| 700-799 | 127.50-206.50 | 183.47 | 206.50 | | | | |
| 600-6990 | 173.00-219.00 | 200.26 | 219.00 | | | | |

Stocker sale at: **Ontario Livestock Exchange, November 14, 2019– 430** Stockers

| Steers | Price Range | Average | Top | Heifers | Price Range | Average | Top |
|----------------|--------------------|----------------|------------|----------------|--------------------|----------------|------------|
| 1000+ | 110.00-170.50 | 152.08 | 170.50 | 900+ | 65.00-135.00 | 110.28 | 135.00 |
| 900-999 | 140.00-170.00 | 157.88 | 170.00 | 800-899 | 112.50-145.00 | 136.25 | 145.00 |
| 800-899 | 115.00-190.50 | 181.50 | 190.50 | 700-899 | 80.00-174.00 | 140.75 | 174.00 |
| 700-799 | 130.00-147.50 | 137.50 | 157.50 | 600-699 | 72.50-135.00 | 114.00 | 135.0 |
| 600-699 | 122.50-165.00 | 143.27 | 182.50 | 500-599 | 137.50-167.50 | 151.80 | 167.50 |
| 500-599 | 142.50-215.00 | 171.74 | 215.00 | 400-499 | 80.00-167.50 | 144.47 | 167.50 |
| 400-499 | 162.50-205.00 | 188.42 | 218.00 | 300-399 | 152.50-177.50 | 166.25 | 177.50 |
| 399- | 172.50-220.00 | 195.24 | 220.00 | 299- | 80.00-150.00 | 124.58 | 175.00 |

Stocker sale at **Ontario Stockyards Inc., November 14, 2019– 1,155** Stockers

| Steers | Price Range | Average | Top | Heifers | Price Range | Average | Top |
|----------------|--------------------|----------------|------------|----------------|--------------------|----------------|------------|
| 1000+ | 80.00-131.00 | 95.50 | 183.00 | 900+ | 97.00-150.00 | 131.84 | 150.00 |
| 900-999 | 120.00-197.00 | 180.59 | 197.00 | 800-899 | 131.00-167.50 | 157.53 | 167.50 |
| 800-899 | 155.00-202.50 | 189.82 | 202.50 | 700-799 | 137.50-177.50 | 162.38 | 178.00 |
| 700-799 | 149.00-191.00 | 170.12 | 199.00 | 600-699 | 100.00-163.00 | 135.91 | 187.50 |
| 600-699 | 137.50-196.00 | 173.29 | 230.00 | 500-599 | 132.50-175.00 | 156.60 | 190.00 |
| 500-599 | 170.00-229.00 | 204.68 | 237.50 | 400-499 | 150.00-210.00 | 180.84 | 235.00 |
| 400-499 | 177.50-260.00 | 217.71 | 260.00 | 300-399 | 170.00-235.00 | 200.87 | 235.00 |
| 399- | 210.00-258.00 | 232.64 | 270.00 | 299- | 145.00-225.00 | 169.61 | 245.00 |

Stocker sale at: **Ottawa Livestock Exchange, November 14, 2019– 207** Stockers

| Steers | Price Range | Average | Top | Heifers | Price Range | Average | Top |
|----------------|--------------------|----------------|------------|----------------|--------------------|----------------|------------|
| 700-799 | 62.00-172.00 | 126.25 | 196.00 | 600-699 | 130.00-168.00 | 152.67 | 174.00 |
| 600-699 | 163.00-208.00 | 185.57 | 208.00 | 500-599 | 128.00-184.00 | 156.00 | 190.00 |
| 500-599 | 122.00-218.00 | 182.82 | 220.00 | 400-499 | 163.00-198.00 | 180.83 | 198.00 |
| 400-499 | 138.00-252.00 | 195.76 | 256.00 | 300-399 | 50.00-144.00 | 91.14 | 178.00 |
| 399- | 122.00-228.00 | 163.80 | 250.00 | | | | |

ONTARIO STOCKER & FEEDER TRADE SPECIAL FALL SALES

Stocker sale at **Keady Livestock Market: November 8, 2019 – 790** stockers

| Steers | Price Range | Average | Top | Heifers | Price Range | Average | Top |
|----------------|--------------------|----------------|------------|----------------|--------------------|----------------|------------|
| 700-799 | 197.00-206.00 | 202.97 | 210.00 | 700-799 | 160.00-185.00 | 173.40 | 185.00 |
| 600-699 | 203.00-231.00 | 219.92 | 231.00 | 600-699 | 180.00-197.00 | 190.27 | 197.00 |
| 500-599 | 221.00-245.00 | 233.72 | 257.00 | 500-599 | 181.00-206.00 | 194.98 | 206.00 |
| 400-499 | 220.00-270.00 | 250.81 | 292.50 | 400-499 | 192.00-219.00 | 204.06 | 219.00 |
| 399- | 265.00-302.50 | 281.93 | 302.50 | 300-399 | 185.00-238.00 | 217.56 | 245.00 |

Special Calf Sale- Trade was active across the board.

Stocker sale at **Kawartha Lakes Community Sales Barn., November 13, 2019– 675 Stockers**

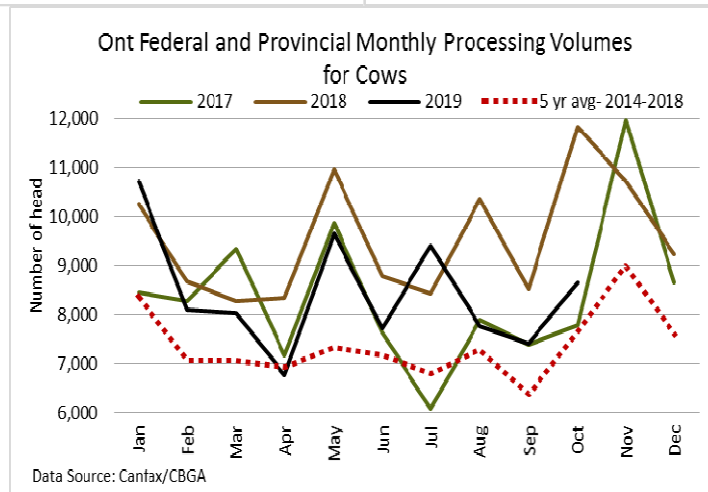
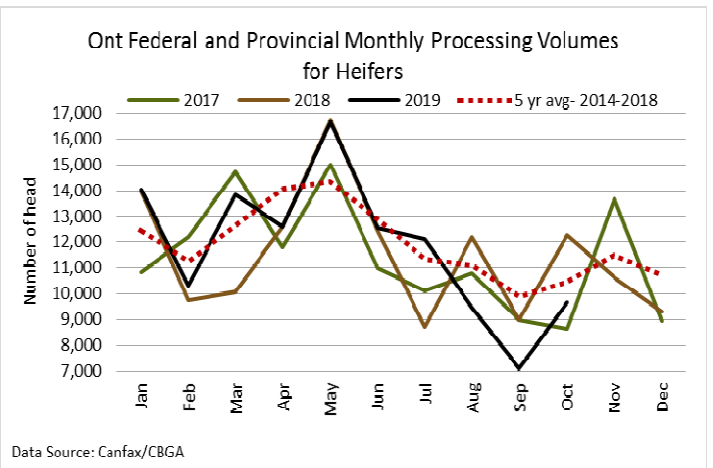
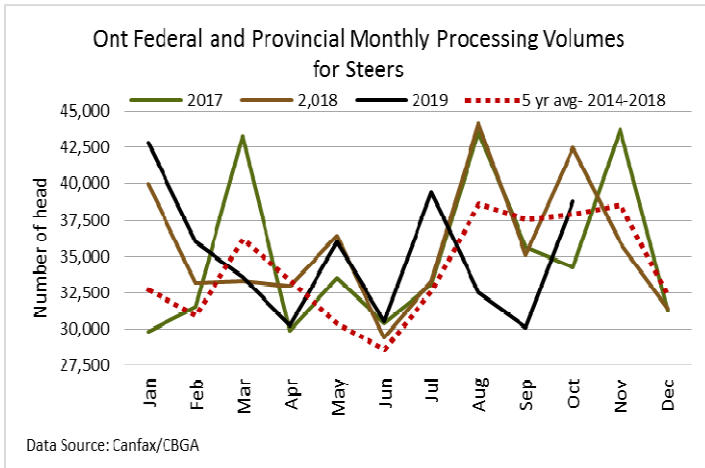
| Steers | Price Range | Average | Top | Heifers | Price Range | Average | Top |
|---------|---------------|---------|--------|---------|---------------|---------|--------|
| 1000+ | 100.00-181.00 | 149.28 | 181.00 | 900+ | 105.00-152.00 | 124.64 | 152.00 |
| 900-999 | 140.00-194.00 | 174.15 | 194.00 | 800-899 | 105.00-150.25 | 143.50 | 150.25 |
| 800-899 | 140.00-198.00 | 172.67 | 198.00 | 700-799 | 140.00-169.50 | 157.37 | 169.50 |
| 700-799 | 155.00-215.00 | 192.08 | 215.00 | 600-699 | 135.00-178.00 | 169.15 | 178.00 |
| 600-699 | 145.00-242.00 | 213.00 | 242.00 | 500-599 | 155.00-207.00 | 188.84 | 207.00 |
| 500-599 | 175.00-246.00 | 220.83 | 246.00 | 400-499 | 176.00-220.00 | 186.68 | 220.00 |
| 400-499 | 192.50-242.00 | 212.11 | 242.00 | 300-399 | 160.00-217.00 | 184.97 | 217.00 |
| 399- | 90.00-222.50 | 199.39 | 222.50 | 299- | | | |

LIVE CATTLE EXPORTS-ONTARIO

| | Week ending Oct 26, 2019 | Week ending Oct 19, 2019 | Year to Date |
|--|--------------------------|--------------------------|----------------|
| Total live slaughter cattle exported from Ontario to the U.S. | 2,628 | 2,108 | 104,450 |
| Steers & Heifers & Cows | 2,276 | 1,885 | 92,139 |
| Bulls | 352 | 223 | 12,311 |

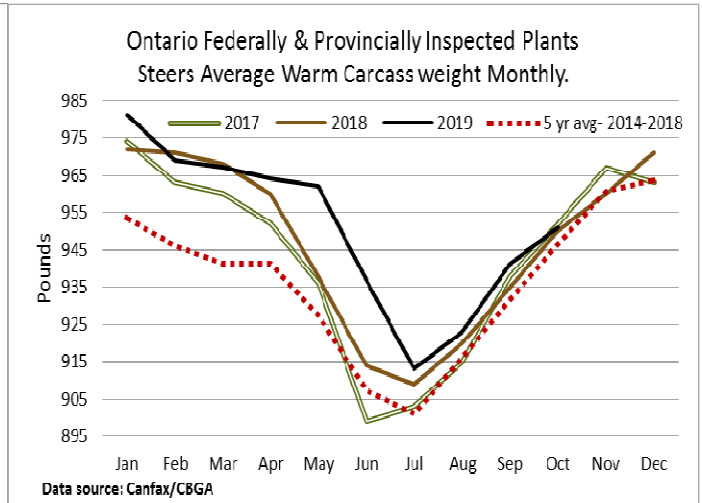
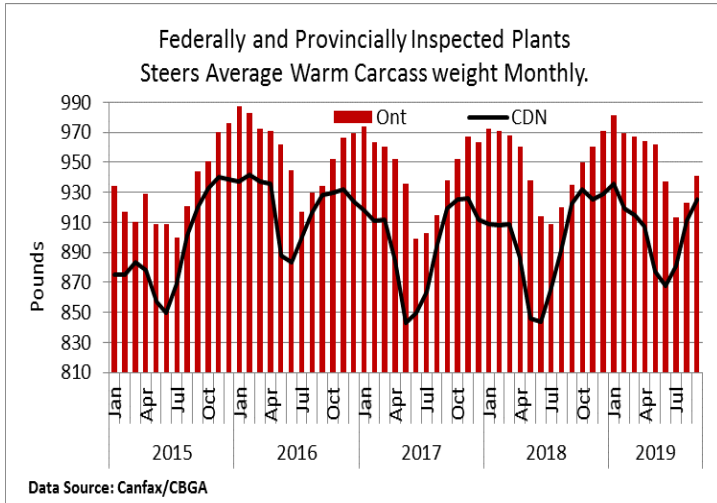
FEDERALLY INSPECTED CANADIAN PROCESSING

| | Week Ending Nov 9, 2019 | # of hd change from week ago | YTD | % Change (Week Ago) | % Change (Year Ago) |
|--------------------------|-------------------------|------------------------------|-----------|---------------------|---------------------|
| Grand Total | 56,951 | -4,407 | 2,732,575 | -7% | +5% |
| Western Slaughter | 43,908 | -4,397 | 2,151,952 | -9% | +6% |
| Eastern Slaughter | 13,043 | -28 | 580,623 | -0% | +2% |



AVERAGE CARCASS WEIGHTS – CANADA

| | Steers | Heifers |
|---------------------|---------------|----------------|
| Nov 9, 2019 | 940 | 854 |
| Nov 2, 2019 | 940 | 857 |
| Nov 10, 2019 | 925 | 849 |



USDA ESTIMATED CATTLE PROCESSING VOLUME

| | Week Ending | Previous Week | Year Ago |
|--------------------|--------------------------|----------------------|-----------------|
| | November 16, 2019 | | |
| Grand Total | 657,000 | 651,000 | 648,000 |

ALBERTA DIRECT TRADE

For the week ending November 14, 2019

| | | | | |
|----------------|-----------------|---------------|-----------------|---------------|
| Steers | Live FOB | 148.75 | Rail FOB | 240.00-242.00 |
| Heifers | Live FOB | 144.50-148.75 | Rail FOB | 240.00-242.00 |

U.S. TRADE (U.S. funds)

For the week ending November 14, 2019

| | | |
|--|------|---------------|
| Choice and Select Steers and Heifers: | Live | 114.00-117.50 |
| | Rail | 180.00-183.00 |

QUEBEC ELECTRONIC AUCTION MARKET (F.O.B. THE FEEDLOT)

| | Price | Change from Last Week |
|---------------------------------------|--------------|------------------------------|
| For the week ending November 24, 2019 | 229.50 | -2.35 |

CANADIAN BOXED BEEF CUT-OUT VALUES

| Week Ending | AAA | AA |
|--------------------|------------|-----------|
| Nov 1, 2019 | 2.8128 | 2.5593 |
| October 25, 2019 | 2.7637 | 2.5211 |
| October 18, 2019 | 2.7648 | 2.4488 |

U.S. BOXED BEEF CUT-OUT VALUES (U.S. funds)

| | Choice | Select |
|----------------------------------|----------------|----------------|
| | 600-900 | 600-900 |
| Current Five Day Average: | 240.32 | 218.31 |

BEEF EXPORTS – CANADA

| | United States Jan 1- Sep 30 | <i>Change from last year YTD</i> | Mexico Jan 1- Sep 30 | <i>Change from last year YTD</i> |
|-------|---------------------------------------|----------------------------------|--------------------------------|----------------------------------|
| Total | 239,231 tonnes | +8% or +18,375 tonnes | 10,476 tonnes | +5% or +513 tonnes |
| | Japan Jan 1- Sep 30 | <i>Change from last year YTD</i> | China Jan 1- Sep 30 | <i>Change from last year YTD</i> |
| Total | 37,652 tonnes | +59% or +13,940 tonnes | 11,475 tonnes | +103% or +5,828 tonnes |

The Beef Supply at a Glance Report notes: "China has resumed imports of Canadian meat products as of November 5 following the suspension on June 25, however the Statistics Canada trade data has reported beef exports to China during this period. AAFC is working with the Canada Border Services Agency to review these transactions. It is possible that some shipments intended to be exported were entered into the Canadian Automated Export Declaration system, but were not cancelled when the border closed. Corrections (if required) will take some time."

LIVE CATTLE – CANADA

| IMPORTS | | <i>Import % change from 2018 YTD</i> | EXPORTS | | <i>Export % change from 2018 YTD</i> |
|----------------|---------|--------------------------------------|-----------------------------------|---------|--------------------------------------|
| Jan 1- Sep 30 | | | Jan 1- Nov 2, 2019 | | |
| Pure bred | 3,706 | -15% | Slaughter steers & heifers & cows | 389,862 | +21% |
| Non-pure bred | 154,078 | +37% | Feeder cattle & calves | 174,26 | +1% |
| | | | Bulls | 38,744 | -1% |

BEEF PRODUCTION – CANADA

| | <i>Jan 1 – Nov 9/19</i> | <i>Last Year Same Time</i> | <i>% Change</i> |
|---------|-------------------------|----------------------------|-----------------|
| Fed | 916,949 tonnes | 853,706 tonnes | +7% |
| Non-fed | 147,612 tonnes | 147,164 tonnes | +0% |

BEEF IMPORTS – CANADA

| | <i>Jan 1 – Nov 9/19</i> | <i>Last Year Same Time</i> | <i>% Change</i> |
|-------------------------|-------------------------|----------------------------|-----------------|
| United States | 92,964 tonnes | 104,842 tonnes | -11% |
| Non-CUSMA | 30,708 tonnes | 43,536 tonnes | -29% |
| EU-28 (beef/veal total) | 4,596 tonnes | 1,830 tonnes | +151% |
| Total | 135,104 tonnes | 157,907 tonnes | -14% |

CHICAGO MERCANTILE EXCHANGE

Closing quotes on futures today were as follows:

| Live Cattle | | Feeder Cattle | | Corn | | Soybeans | | Canadian \$ | |
|--------------------|--------------|----------------------|--------------|-------------|------------|-----------------|------------|--------------------|-------------|
| Dec | 119.10 +0.02 | Nov | 146.25 -0.37 | Dec | 3.712 -4.4 | Jan | 9.182 +1.4 | Spot | 75.59 +0.15 |
| Feb | 124.97 +0.05 | Jan | 144.27 +0.22 | Mar | 3.806 -4.0 | Mar | 9.306 +1.2 | Dec | 75.59 +0.16 |
| Apr | 126.07 -0.02 | Mar | 144.22 +0.15 | May | 3.864 -4.2 | May | 9.422 +1.0 | Mar | 75.63 +0.16 |
| Jun | 117.60 -0.07 | Apr | 145.45 +0.05 | Jul | 3.924 -4.0 | Jul | 9.524 +1.2 | Jun | 75.64 +0.16 |
| Aug | 115.10 -0.10 | May | 146.07 +0.10 | Sep | 3.910 -3.0 | Aug | 9.556 +1.4 | Sep | 75.64 +0.16 |
| Oct | 115.95 -0.20 | Aug | 150.47 +0.05 | Dec | 3.956 -3.2 | Sep | 9.520 +1.2 | Dec | 75.64 +0.17 |

Beef Farmers of Ontario, 130 Malcolm Road, Guelph, ON N1K 1B1 Phone: (519) 824-0334 Fax: (519) 824-9161 or email: markets@ontariobeef.com

UPCOMING FALL STOCKER AND FEEDER SALES

| | | | |
|--------|----------|------------------------------------|---|
| Nov 16 | 11:00 am | Denfield Livestock Exchange | Stockers & Bred Cow, Cow/Calf Sale |
| Nov 19 | 11:00 am | Ontario Stockyards Inc | All Vaccinated Stocker Sale |
| Nov 20 | 10:00 am | Kawartha Lakes Community Sale Barn | Peterborough/Victoria County Stocker Sale |
| Nov 20 | 7:00 pm | Brussels Livestock | Bred Cow, Cow/Calf Pair Sale |
| Nov 22 | 9:00 am | Keady Livestock Market | Special Calf Sale – owner lots. |
| Nov 22 | 7:00 pm | Ontario Stockyards Inc | Bred Cow Sale |
| Nov 23 | 11:00 am | Denfield Livestock Exchange | Special Bred Cow, Cow/Calf Sale |
| Nov 27 | 2:00 pm | Vankleek Hill Livestock Exchange | Fall Stocker Sale |
| Nov 27 | 7:00 pm | Kawartha Lakes Community Sale Barn | Bred Cow Sale |
| Nov 29 | 11:00 am | Community Livestock Exchange | Quinte Cattlemen's Stocker Sale |
| Nov 29 | 5:00 pm | Keady Livestock Market | Special Bred Heifer & Cow Sale |

Comments for the week ending November 14, 2019

Lighter receipts of fed steers and heifers sold through auction markets this week at 575 head, down 107 from last week but still 347 more than the same week last year. Fed steers ranged from \$123.94-\$135.78 averaging \$130.10 down \$1.37 from last week and \$1.72 below year ago prices. Fed heifers traded from \$117.39-\$131.13 averaging \$126.50 down \$0.45 from last week but \$1.28 stronger than year ago prices. Auction market reports started out as \$2.00-\$4.00 cwt lower on a selective demand, with one market noting that there were too few cattle to establish a market due to the weather. By Thursday, trade was holding steady with heavy cattle selling \$1.00 cwt higher than last week.

The Ontario railgrade market was spotty this week with prices holding steady at \$235.00-\$236.00 dressed for both steers and heifers. Cattle continue to be put on lists waiting to sell, with packers holding prices steady at time of reporting. This week's average price is down \$8.50 cwt from this time last year. Reports of cattle backing up on lots are noted, with Ontario packers working the best they can to keep cattle moving.

2,421 fed/cull cows sold through auction markets this week which is down 361 head from last week and 480 less than the same week last year. Cows traded from \$42.16-\$61.60 averaging \$51.23 up \$3.22 from last week and \$7.20 higher than year ago prices. Auction market reports started this reporting period as steady to slightly higher on a good demand. At mid-week one market saw prices as under pressure with another noting prices up \$5.00 on good quality. Trade ended the week at higher prices.

Much lighter receipts of 7,332 stocker and feeder cattle were on offer this week at auction markets, down 2,046 head from last week and 700 less than the same time last year. Auction markets reported trade as steady to fully steady on all good quality vaccinated calves, with second cut and non-vaccinated calves selling under pressure. Heavier cattle were noted as fully steady to stronger. By Thursday, trade was steady on good quality cattle with plainer types and medium quality trading barely steady to slightly lower. Actual average prices this week saw steers 400-500 lbs up \$0.77 from the previous week on average, 500-600 lbs up \$2.84, 600-700 lbs down \$5.89, 700-800 lbs down \$7.07, 800-900 lbs up \$1.41, 900-1000 lbs up \$8.21 and steers 1000 lbs and over averaged \$6.13 higher than last week's weighted average prices. Heifers from 300-400 lbs were down \$3.56 from last week on average, 400-500 lbs up \$0.71, 500-600 lbs down \$8.88, 600-700 lbs down \$6.77, 700-800 lbs down \$5.15, 800-900 lbs down \$1.42 with heifers 900 lbs and over averaging \$1.07 lower than last week on average.

The Quebec electronic market this week was reported at \$229.50 cwt dressed, down \$2.35 from last week's weighted average price.

Alberta direct trade was reported as moderate in volume on Wednesday by Canfax, with sales up to \$3.00-\$4.00 cwt higher on a dressed basis from \$243.00-\$243.50 delivered. Canfax reports trade on Thursday as light with sales at \$243.00 delivered on a dressed basis, steady to Wednesday, with delivery the first week in December. On a picked up basis, Canfax reported live sales from \$144.50-\$148.75 with steers averaging \$148.75 and heifers \$146.94, up \$6.54 from last week's average price. On the rail sales ranged from \$240.00-\$242.00 dressed, on a picked up basis, with steers averaging \$240.92 up \$4.47 and heifers \$241.79 up \$3.51 from last week's weighted average prices. Sales of Alberta fed cattle to the U.S. were also noted this week, with Canfax noting sales at a premium over local bids.

The US cash cattle trade for the week ending November 8th, continued to trend higher. Business for the week overall, reported by the USDA Mandatory Price Report, listed live sales from \$113.00-\$118.00 with steers averaging \$114.60 up \$1.57 from the previous week, while heifers averaged \$114.66 up \$1.63. On the rail, steers and heifers sold from \$177.00-\$185.00 dressed, with steers averaging \$181.04 up \$1.65 while heifers averaged \$181.92 up \$2.75 from the previous week on average.

This week, the US cash cattle was fairly quiet early week with just a couple of deals at \$181.00-\$182.00 dressed in the north on Monday, but not enough to establish a market. At the Fed Cattle Exchange online auction on Wednesday, there were 1,393 head on offer, in 7 lots with delivery in 1-9 days. One lot from Texas asking \$114.00 live was bid up to \$115.00, with another lot in Kansas asking \$115.00 getting bids to \$115.50, but both sellers passed the bids. The remaining five lots were asking \$116.00-\$117.00 live but received no bids. On Wednesday afternoon the cash market was light to moderate in the south with sales from \$114.00-\$115.00 live, mostly \$115.00, steady to \$1.00 stronger than last week's southern trade. The north remained very quiet with no bids on the table. Thursday light to moderate trade developed in the north with prices from \$115.00-\$117.50 live, mostly \$115.00-\$116.00, and \$180.00-\$182.50 dressed, most at \$182.00, up \$1.00 from last week. Asking prices are sitting around \$116.00-\$117.00 live in the south and \$184.00 plus dressed in the north and we could see some clean up trade develop today, but the bulk of trade for the week has been completed.