



Weekly Market Information Report for the week ending Thursday November 28, 2019

The following information is collected from various sources and disseminated by Beef Farmers of Ontario.

ONTARIO DIRECT TO PACKER RAILGRADE CATTLE TRADE

Prices are on a carcass weight basis before grade and weight discounts. Weekly Range:

A Grade Steers	235.00-236.00 few at 240.00
A Grade Heifers	235.00-236.00 few at 240.00

ONTARIO LIVE CATTLE TRADE

Ontario auction sales this week saw weighted average price ranges for:

FED CATTLE	Volume	Price Range	Average	Top	Last Week Avg
Large Frame Steers +1250	170	120.44-137.86	129.15	146.00	129.16
Medium Frame Steers +1250	112	119.10-133.89	129.32	146.00	123.10
Large & Medium Frame Steers +1250	282	121.02-136.27	129.98	146.00	127.28
Large Frame Heifers +1000	96	109.21-132.26	123.61	137.50	128.16
Medium Frame Heifers +1000	123	106.53-132.16	124.36	135.50	119.07
Large & Medium Frame Heifers +1000	219	110.99-134.14	125.17	137.50	122.11
Fed steers, Dairy & Dairy Cross +1250	55	98.87-107.78	103.55	114.00	103.74
Fed heifers, Dairy & Dairy Cross +1000	70	57.64-95.09	76.06	104.00	84.97
Cows - All Weights	3,013	40.99-62.39	50.93	106.00	53.75
Bulls - All Weights	165	70.91-94.45	81.79	125.00	82.07

STOCKERS - Large and Medium Frame

STEERS	Volume	Price Range	Average	Top	Last Week Avg
1000+	564	165.85-191.29	182.17	198.00	182.09
900-999	226	169.88-195.59	183.86	206.00	190.01
800-899	196	163.95-194.94	183.99	206.75	184.86
700-799	291	155.07-198.72	179.92	213.50	175.25
600-699	652	173.18-215.87	195.76	230.00	196.13
500-599	965	179.16-229.33	207.11	254.00	207.33
400-499	744	184.54-252.16	219.24	278.00	218.31
-399	228	170.79-243.54	207.75	299.00	195.07
HEIFERS	Volume	Price Range	Average	Top	Last Week Avg
+900	412	123.63-161.12	145.26	171.50	145.32
800-899	148	126.96-158.76	146.86	172.75	152.38
700-799	222	127.01-160.42	145.08	176.00	142.43
600-699	444	131.16-170.46	153.94	215.00	158.51
500-599	849	136.56-188.75	165.76	222.50	167.50
400-499	669	138.99-190.73	166.13	228.00	160.64
300-399	215	126.39-180.85	155.29	222.50	155.78
-299	33	113.79-158.79	139.65	210.00	127.99

At Kawartha Lakes Community Sale Barn, November 23, 2019 - 226 cows, 13 bulls, 82 stockers, 37 veal

	Price Range	Avg.	Top
Cows	44.00-65.00	52.06	102.50
Bulls all weights	73.30-97.76	82.53	101.00
Veal over 600 lbs	100.00-124.00	106.06	124.00
Veal under 125 lbs	5.00-55.00	29.17	55.00

Denfield Livestock Exchange Inc., November 26, 2019: 126 Fed Cattle, 16 Veal, 6 Bulls, 444 Cows, 16 stockers

	Price Range	Average	Top
Large & Medium Frame Fed Steers +1250 lbs	129.50-134.25	132.35	134.25
Large & Medium Frame Fed Heifers +1000 lbs	129.00-135.25	131.70	135.50
Cows	42.00-63.00	50.63	84.00
Veal over 600 lbs	104.00-127.00	114.39	131.00

At Aylmer Stockyards Inc.: November 27, 2019- 40 Veal, 246 Cows, 16 Fed Cattle, 5 bulls

	Price Range	Average	Top
Fed heifers, dairy and dairy cross 100+ lbs	54.00-103.00	82.79	103.00
Cows	33.00-70.49	51.70	106.00
Veal over 600 lbs	93.99-141.99	126.00	141.99

ONTARIO STOCKER AND FEEDER TRADE

Stocker sale at Brussels Livestock: November 22, 2019 – 1,996 Stockers

Steers	Price Range	Average	Top	Heifers	Price Range	Average	Top
1000+	163.00-189.00	177.26	189.00	900+	132.50-168.75	153.94	168.75
900-999	168.00-193.00	178.20	193.00	800-899	145.00-172.75	163.55	172.75
800-899	171.00-206.75	192.28	206.75	700-799	153.50-174.50	169.60	176.00
700-799	166.00-213.50	197.62	213.50	600-699	150.00-180.00	165.46	180.00
600-699	186.00-219.00	201.55	220.00	500-599	135.00-194.00	167.90	211.53
500-599	182.00-223.00	208.62	242.50	400-499	146.00-174.00	156.92	202.00
400-499	185.00-249.97	219.70	249.97	300-399	110.00-171.00	151.21	187.00
399-	176.00-227.00	198.14	243.00				

Stocker sale at: Community Livestock Exchange: November 26, 2019 – 269 Stockers

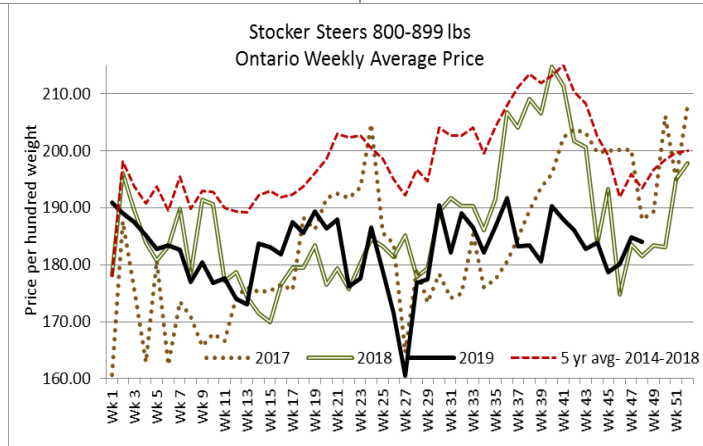
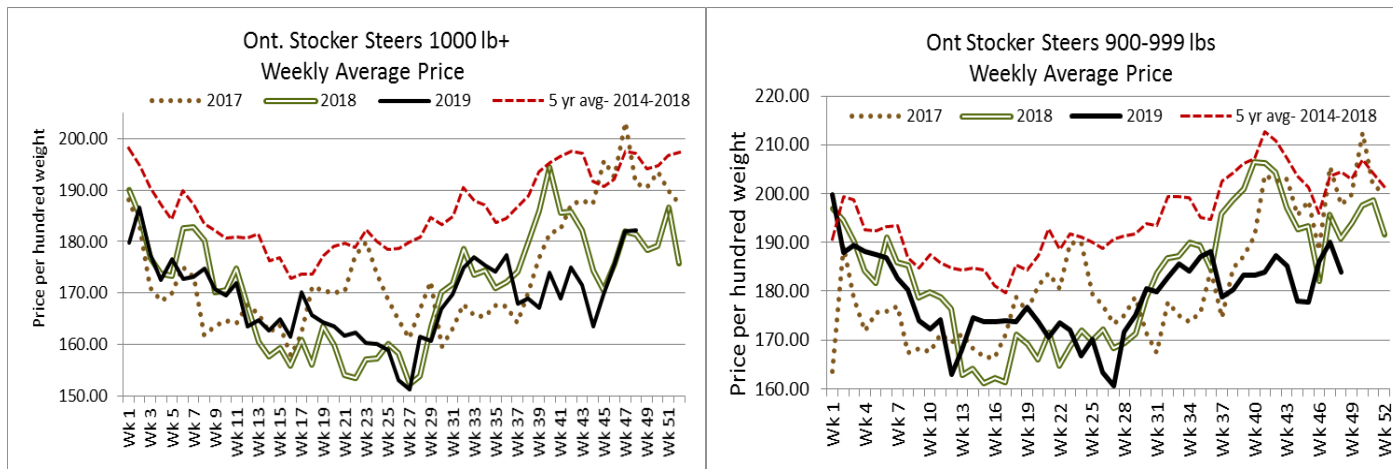
Steers	Price Range	Average	Top	Heifers	Price Range	Average	Top
700-799	122.50-180.00	162.09	180.00	700-799	94.99-141.9	119.50	141.99
600-699	110.00-204.00	155.60	204.00	600-699	87.50-150.00	129.89	150.00
500-599	102.00-225.00	167.99	225.00	500-599	102.49-175.00	139.39	175.00
400-499	117.50-267.49	199.70	267.49	400-499	102.49-182.00	148.79	182.00
399-	144.99-220.99	191.10	220.99				

Stocker sale at Keady Livestock Market, November 26, 2019- 536 stockers

Steers	Price Range	Average	Top	Heifers	Price Range	Average	Top
800-899	140.00-200.00	183.40	200.00	600-699	131.00-171.00	157.57	171.00
700-799	188.00-195.00	191.47	208.00	500-599	148.00-180.50	166.84	197.00
600-699	192.00-227.00	207.35	227.00	400-499	160.00-212.00	181.55	216.00
500-599	200.00-242.50	220.81	242.50	300-399	150.00-185.00	170.61	185.00
400-499	217.50-267.50	236.86	267.50				
399-	235.00-272.50	252.73	272.50				

Stocker sale at: Renfrew Pontiac Livestock: November 26, 2019 – 371 Stockers

Steers	Price Range	Average	Top	Heifers	Price Range	Average	Top
800-899	141.99-181.00	168.59	181.00	600-699	117.50-179.00	164.59	179.00
700-799	120.99-198.99	177.60	198.99	500-599	102.49-184.00	161.09	184.00
600-699	170.99-223.49	203.79	223.49	400-499	107.49-173.99	143.99	173.99
500-599	155.00-242.49	206.49	242.49	300-399	105.00-155.00	126.09	155.00
400-499	137.00-256.99	206.19	256.99				
399-	139.99-272.99	212.69	272.99				



Stocker sale at **Aylmer Stockyards Inc: November 27, 2019 – 223 Stockers**

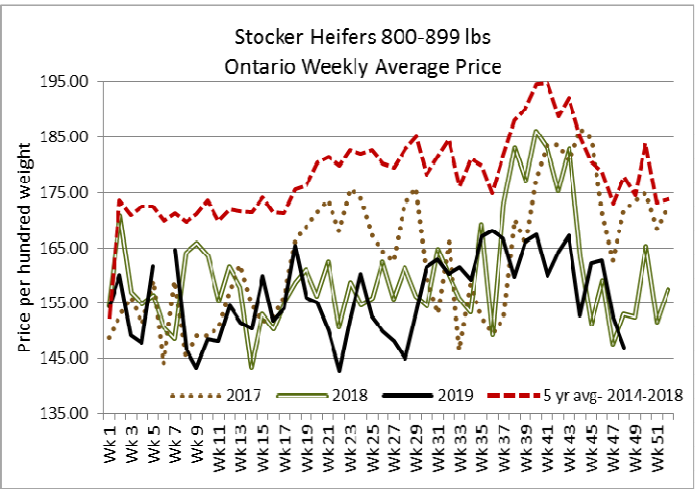
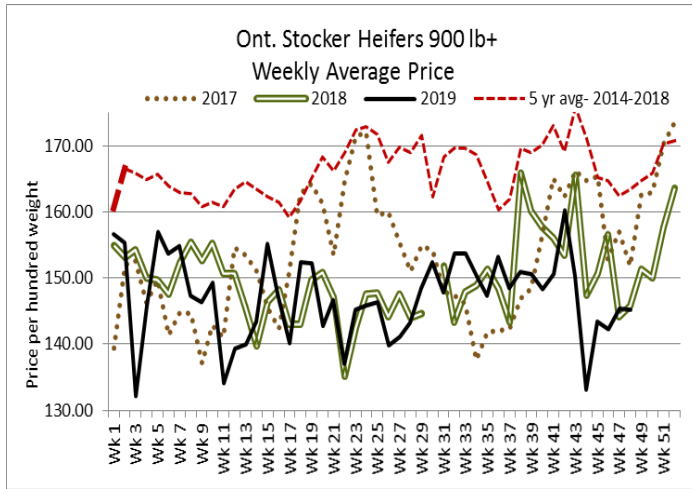
Steers	Price Range	Average	Top	Heifers	Price Range	Average	Top
900-999	101.00-137.00	124.19	137.00	700-799	91.00-169.99	127.80	169.99
800-899	110.49-153.00	125.69	153.00	600-699	104.00-148.99	135.00	148.99
700-799	107.00-188.99	151.20	188.99	500-599	137.50-196.99	173.59	196.99
600-699	107.00-188.99	151.20	188.99	400-499	100.00-210.00	156.60	210.00
500-599	132.49-210.99	193.30	210.99	300-399	150.00-193.99	182.60	193.99
400-499	122.50-210.99	171.90	210.99				
399-	152.49-204.00	188.50	204.00				

Stocker sale at **Ontario Livestock Exchange: November 27, 2019 – 598 Stockers**

Steers	Price Range	Average	Top	Heifers	Price Range	Average	Top
1000+	173.00-198.00	190.06	198.00	900+	143.00-171.50	158.31	171.50
900-999	190.00-206.00	200.44	206.00				
800-899	185.00-206.50	201.16	206.50				

Stocker sale at **Vankleek Hill Livestock Exchange: November 27, 2019 – 325 Stockers**

Steers	Price Range	Average	Top	Heifers	Price Range	Average	Top
700-799	158.00-188.00	168.83	188.00	800-899	102.00-144.00	127.51	144.00
600-699	160.00-214.00	180.12	214.00	700-799	134.00-146.00	138.71	146.00
500-599	172.00-219.00	188.64	219.00	600-699	134.00-166.00	148.71	166.00
400-499	156.00-196.00	174.93	202.00	500-599	144.00-170.00	154.65	174.00
399-	148.00-200.00	167.08	200.00	400-499	130.00-180.00	145.21	180.00
				300-399	110.00-170.00	130.25	170.00



Stocker sale at: **Ontario Livestock Exchange, November 28, 2019– 465 Stockers**

Steers	Price Range	Average	Top	Heifers	Price Range	Average	Top
800-899	172.50-195.00	187.20	195.00	900+	52.50-130.00	95.29	147.00
700-799	122.50-205.00	159.38	205.00	800-899	57.50-126.00	96.80	157.00
600-699	65.00-170.00	113.00	205.00	700-899	95.00-135.00	114.41	142.50
500-599	145.00-175.00	157.60	217.50	600-699	85.00-150.00	125.96	150.00
400-499	175.00-227.50	195.05	242.50	500-599	110.00-160.00	141.45	160.00
399-	105.00-215.00	165.89	235.00	400-499	120.00-182.50	156.39	182.50
				300-399	130.00-160.00	145.14	175.00

Stocker sale at **Ontario Stockyards Inc., November 28, 2019– 1,016 Stockers**

Steers	Price Range	Average	Top	Heifers	Price Range	Average	Top
1000+	85.00-140.00	124.40	151.00	900+	120.00-137.00	129.21	137.00
900-999	132.50-185.00	169.17	185.00	800-899	97.50-161.50	135.01	161.50
800-899	143.00-195.00	176.06	195.00	700-799	100.00-163.00	127.77	168.00
700-799	147.00-206.00	174.80	209.50	600-699	135.00-177.00	151.11	191.00
600-699	172.50-227.00	204.32	230.00	500-599	130.00-188.00	164.09	211.00
500-599	187.50-236.00	214.92	241.00	400-499	132.50-193.00	165.49	210.00
400-499	177.50-264.00	223.48	265.00	300-399	120.00-192.50	152.13	215.00
399-	190.00-262.00	227.16	270.00	299-	125.00-210.0	180.63	210.00

Stocker sale at: **Ottawa Livestock Exchange, November 28, 2019– 74 Stockers**

Steers	Price Range	Average	Top	Heifers	Price Range	Average	Top
600-699	154.00-192.00	180.29	192.00	600-699	124.00-174.00	150.20	174.00
500-599	146.00-190.00	163.60	190.00	500-599	126.00-168.00	147.50	168.00
400-499	176.00-238.00	211.71	238.00	400-499	118.00-178.00	146.80	178.00

ONTARIO STOCKER & FEEDER TRADE SPECIAL FALL SALES

Grass and Yard Yearling sale at **Keady Livestock Market: 837 stockers**

Steers	Price Range	Average	Top	Heifers	Price Range	Average	Top
800-899	198.50-200.50	199.33	200.50	600-699	178.00-197.50	187.71	215.00
700-799	201.00-206.50	204.85	207.00	500-599	190.00-222.50	202.60	222.50
600-699	198.00-212.00	206.98	221.00	400-499	180.00-225.00	209.58	228.00
500-599	216.00-252.00	233.81	254.00	399-	152.50-219.00	184.32	222.50
400-499	242.50-277.00	258.37	278.00				
399-	227.50-299.00	276.93	299.00				

Special Calf Sale - A good offering of good quality calves sold at prices \$2.00-\$5.00 cwt higher.

ONTARIO BRED COW SALES

Ontario Stockyards Inc, November 22, 2019 - 198 Bred cows, 10 Cow calf pairs (prices are per head & per pair)

	Exotic and Exotic X	British and British X
Top quality bred cows	\$1200-\$1875	N/T
Avg quality bred cows	\$800-\$1200	\$750-\$1100
Top quality cow/calf pairs	N/T	N/T
Avg quality cow/calf pairs	\$1000-\$1500	N/T

Cows and cow/calf pairs traded very actively to a large crowd at steady prices.

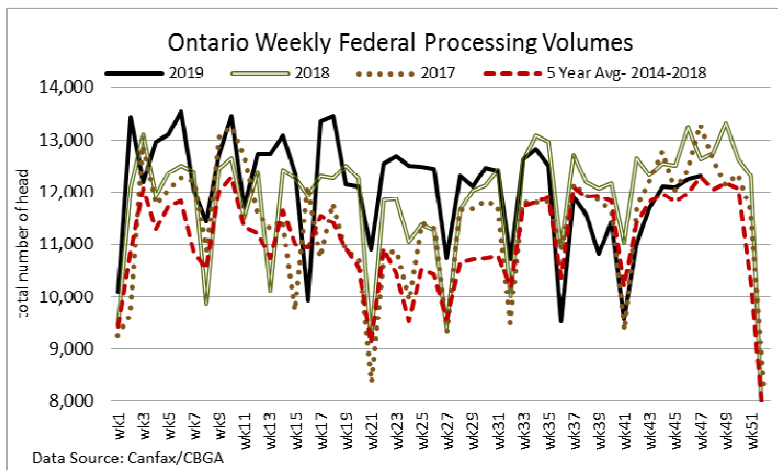
Kawartha Lakes Community Sale Barn, November 27, 2019- 166 Bred cows, 26 Cow calf pairs

	Exotic and Exotic X	British and British X
Top quality bred cows	\$1400-\$1850	\$1200-\$1500
Avg quality bred cows	\$1100-\$1350	\$800-\$1150
Top quality cow/calf pairs	\$1500-\$1725	\$1400-\$1700
Avg quality cow/calf pairs	\$1300-\$1500	\$1000-\$1300

Cows traded actively with good buyer interest! (prices are per head & per pair)

LIVE CATTLE EXPORTS-ONTARIO

	Week ending Nov 9, 2019	Week ending Nov 2, 2019	Year to Date
Total live slaughter cattle exported from Ontario to the U.S.	3,822	2,925	111,197
Steers & Heifers & Cows	3,822	2,339	98,300
Bulls	0	586	12,897



FEDERALLY INSPECTED CANADIAN PROCESSING

	Week Ending Nov 23, 2019	# of hd change from week ago	YTD	% Change (Week Ago)	% Change (Year Ago)
Grand Total	66,586	-4,154	2,869,901	-6%	+5%
Western Slaughter	53,209	-4,409	2,262,779	-8%	+6%
Eastern Slaughter	13,377	+255	607,122	+2%	+2%

AVERAGE CARCASS WEIGHTS – CANADA

	Steers	Heifers
Nov 23, 2019	922	853
Nov 16, 2019	934	841
Nov 24, 2019	928	866

USDA ESTIMATED CATTLE PROCESSING VOLUME

	Week Ending November 30, 2019	Previous Week	Year Ago
Grand Total	556,000	662,000	641,000

ALBERTA DIRECT TRADE

For the week ending November 28, 2019

Steers	Live FOB	150.25-152.00	Rail FOB	247.75-248.50
Heifers	Live FOB	148.25-151.25	Rail FOB	248.50

U.S. TRADE (U.S. funds)

For the week ending November 28, 2019

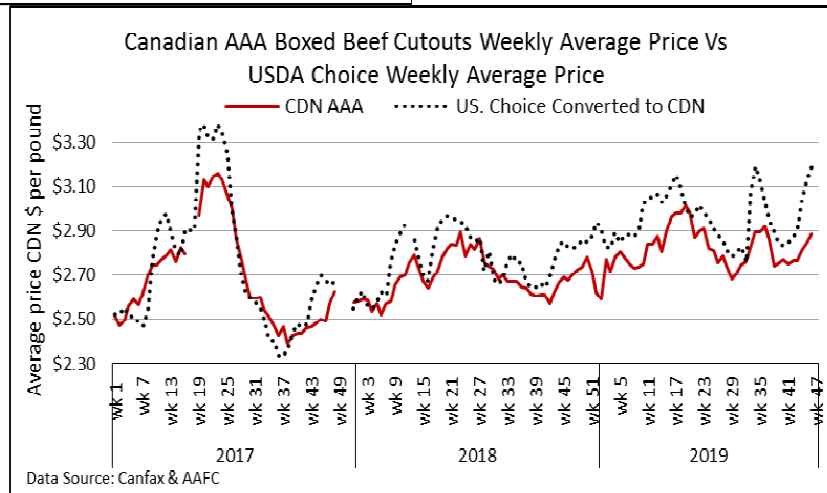
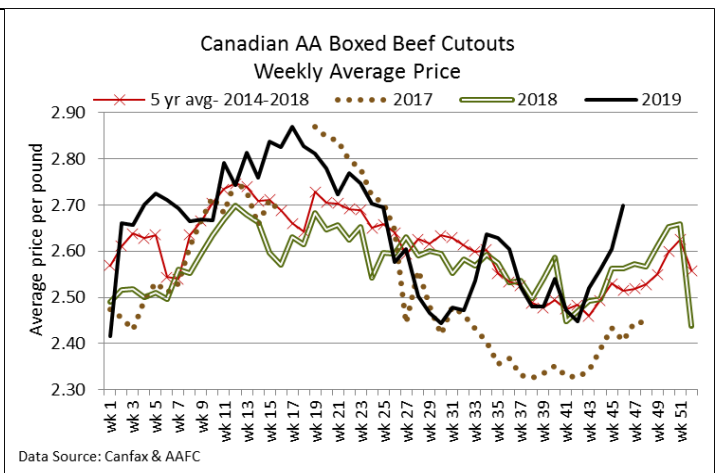
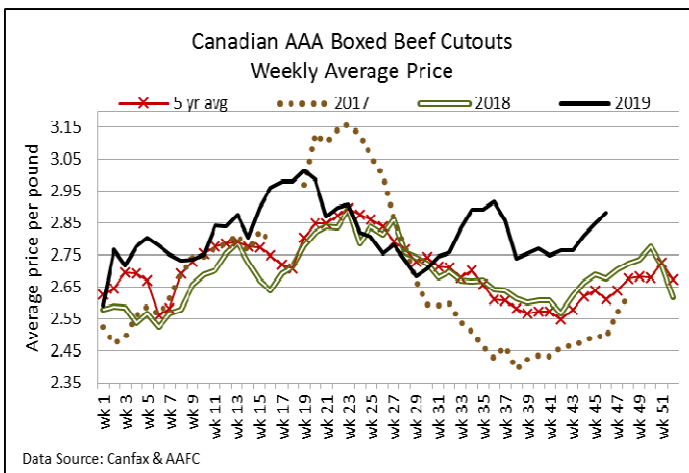
Choice and Select Steers and Heifers:	Live	117.00-120.00
	Rail	183.00-188.00

QUEBEC ELECTRONIC AUCTION MARKET (F.O.B. THE FEEDLOT)

	Price	Change from Last Week
For the week ending November 28, 2019	231.50-236.00	+1.54

CANADIAN BOXED BEEF CUT-OUT VALUES

Week Ending	AAA	AA
Nov 15, 2019	2.8836	2.6989
Nov 8, 2019	2.8481	2.6042
Nov 1, 2019	2.8128	2.5593



U.S. BOXED BEEF CUT-OUT VALUES (U.S. funds)

	Choice 600-900	Select 600-900
Current Five Day Average:	232.95	212.00

BEEF EXPORTS – CANADA

	United States <i>Jan 1- Sep 30</i>	<i>Change from last year YTD</i>	Mexico <i>Jan 1- Sep 30</i>	<i>Change from last year YTD</i>
Total	239,231 tonnes	+8% or +18,375 tonnes	10,476 tonnes	+5% or +513 tonnes
	Japan <i>Jan 1- Sep 30</i>	<i>Change from last year YTD</i>	China <i>Jan 1- Sep 30</i>	<i>Change from last year YTD</i>
Total	37,652 tonnes	+59% or +13,940 tonnes	11,475 tonnes	+103% or +5,828 tonnes

The Beef Supply at a Glance Report notes: "China has resumed imports of Canadian meat products as of November 5 following the suspension on June 25, however the Statistics Canada trade data has reported beef exports to China during this period. AAFC is working with the Canada Border Services Agency to review these transactions. It is possible that some shipments intended to be exported were entered into the Canadian Automated Export Declaration system, but were not cancelled when the border closed. Corrections (if required) will take some time."

LIVE CATTLE – CANADA

	IMPORTS <i>Jan 1- Sep 30</i>	<i>Import % change from 2018 YTD</i>		EXPORTS <i>Jan 1- Nov 16, 2019</i>	<i>Export % change from 2018 YTD</i>
Pure bred	3,706	-15%	Slaughter steers & heifers & cows	414,901	+22%
Non-pure bred	154,078	+37%	Feeder cattle & calves	179,045	-1%
			Bulls	41,053	+2%

BEEF PRODUCTION – CANADA

	<i>Jan 1 – Nov 23/19</i>	<i>Last Year Same Time</i>	<i>% Change</i>
Fed	956,371 tonnes	893,620 tonnes	+8%
Non-fed	155,908 tonnes	155,538 tonnes	+0%

BEEF IMPORTS – CANADA

	<i>Jan 1 – Nov 23/19</i>	<i>Last Year Same Time</i>	<i>% Change</i>
United States	97,248 tonnes	109,409 tonnes	-11%
Non-CUSMA	32,292 tonnes	45,379 tonnes	-29%
EU-28 (beef/veal total)	4,972 tonnes	1,953 tonnes	+155%
Total	141,737 tonnes	164,855 tonnes	-14%

CHICAGO MERCANTILE EXCHANGE

Closing quotes on futures today were as follows:

Live Cattle			Feeder Cattle			Corn			Soybeans		Canadian \$			
Dec	121.20	-0.22	Jan	142.27	-1.05	Dec	3.712	+8.4	Jan	8.766	-5.2	Spot	75.34	+0.04
Feb	126.20	-0.50	Mar	143.02	-0.90	Mar	3.812	+8.0	Mar	8.912	-5.2	Dec	75.29	+0.00
Apr	126.37	-0.50	Apr	144.97	-0.65	May	3.856	+6.6	May	9.056	-5.0	Mar	75.33	-0.00
Jun	117.72	-0.25	May	146.15	-0.50	Jul	3.902	+6.0	Jul	9.182	-5.0	Jun	75.33	+0.00
Aug	115.30	-0.15	Aug	151.02	-0.52	Sep	3.880	+4.0	Aug	9.230	-4.4	Sep	75.32	-0.00
Oct	116.72	-0.30	Sep	151.65	-0.35	Dec	3.910	+4.0	Sep	9.222	-4.2	Dec	75.32	-0.00

Beef Farmers of Ontario, 130 Malcolm Road, Guelph, ON N1K 1B1 Phone: (519) 824-0334 Fax: (519) 824-9161 or email: markets@ontariobeef.com

UPCOMING FALL STOCKER AND FEEDER SALES

Dec 5	11:00 am	Ontario Stockyards Inc	Fall Yearling Sale- in with regular sale
Dec 6	5:00 pm	Keady Livestock Market	Special Bred Heifer & Cow Sale
Dec 7	11:00 am	Denfield Livestock Exchange	Stocker & Bred Cow, Cow/Calf Pair Sale-final
Dec 11	10:00 am	Kawartha Lakes Community Sale Barn	Special Stocker Sale
Dec 12	11:00 am	Ontario Stockyards Inc	All Vaccinated Sale- in with regular sale
Dec 17	9:00 am	Keady Livestock Market	Final sale of 2019

Comments for the week ending November 28, 2019

There were 501 fed steers and heifers sold through auction markets this week, up 29 from last week and 167 more than last year at this time. Fed steers traded from \$121.02-\$136.27 averaging \$129.98 up \$2.70 from last week and \$2.99 stronger than year ago prices. Fed heifers sold from \$110.99-\$134.14 averaging \$125.17 up \$3.06 from last week, but \$7.95 lower than this time last year. Auction markets reported trade as steady with prices slightly higher on better quality cattle. By week's end, trade was up \$2.00 cwt.

The Ontario railgrade market traded steady to slightly stronger with sales for the week ranging anywhere from \$235.00-\$240.00 delivered, averaging \$237.00 up \$1.50 from last week on average. Most sales ranged from \$235.00-\$236.00. A good number of the cattle sold this week were reported as being purchased off of a waiting list, with delivery out to mid-late December. This week's average price is down \$7.00 from this time last year.

Larger receipts of fed/cull cows sold through auction markets this week at 3,013 head, which is 184 more than last week and 245 more than the same week last year. Cows sold from \$40.99-\$62.39 averaging \$50.93 down \$2.82 from last week but up \$8.75 from this time last year. Auction markets reported trade as barely steady to steady to start. As the week progressed, trade was lower with prices up to \$2.00-\$3.00 cwt easier, but ended the week holding steady to the week's trade.

Volumes of stocker and feeder cattle coming to market are seasonally declining as the fall run winds down. There were just 6,858 head sold through auctions this week, down 1,370 from last week but 38 more than this time last year. Year to date volumes as of November 27, 2019 total 240,137 head, up 12,876 head from the same time in 2018 and 4,686 more than by November 27, 2017. This week, auctions reported trade as steady to fully steady, with quality considered, on all weights and classes. One special calf sale noted that the good quality calves were up \$2.00-\$5.00 cwt. By week's end, the market was steady to stronger on good quality, with all others selling steady. Actual average prices this week saw steers 400-500 lbs up \$0.93, 500-600 lbs down \$0.22, 600-700 lbs down \$0.37, 700-800 lbs up \$4.67, 800-900 lbs down \$0.87, 900-1000 lbs down \$6.15 and steers 1000 lbs and over averaged \$0.08 stronger than last week's weighted average prices. Heifers 300-400 lbs were down \$0.49, 400-500 lbs up \$5.49, 500-600 lbs down \$1.74, 600-700 lbs down \$4.27, 700-800 lbs up \$2.65, heifers 800-900 lbs down \$5.52 and heifers 900 lbs and over averaged \$0.06 lower than last week.

The Quebec electronic market this week ranged from \$231.50-\$236.00 cwt dressed, up \$1.54 from last week's weighted average price.

Alberta direct trade was light this week, with prices reported by Canfax at \$250.00-\$251.00 delivered on a dressed basis, up \$4.00-\$4.50 cwt from last week. On a picked up basis, Canfax reported sales for the week from \$148.25-\$152.00 live, with steers averaging \$151.43 up \$4.25 on average, while heifers averaged \$149.88 down \$0.99. On the rail trade ranged from \$247.75-\$248.50 dressed, with steers averaging \$248.35 up \$4.55 and heifers \$248.50 up \$4.00 from last week's weighted average prices. Canfax reports: "Cattle that were bought this week were being scheduled for the week December 16th delivery. Volumes have not been large but we are still hearing cattle from Ontario being shipped west to Alberta for processing."

The US cash cattle trade for the week ending November 20th, was moderate in volume with sales ranging from \$114.00-\$119.00 live and \$177.00-\$185.00 dressed. The USDA Mandatory Price Report, listed the weighted average price for steers at \$115.96 live up \$0.77 while heifers averaged \$116.10 up \$0.93 from last week's average prices. Dressed steers averaged \$183.59 up \$1.87, while dressed heifers averaged \$183.84, up \$1.79 from the previous week's average prices.

This week, the US cash cattle on Tuesday was light in Iowa with live trade at \$117.00 and \$183.00-\$184.00 dressed, steady to \$1.00 higher. On Wednesday, business started out in Kansas and Texas at \$118.00 live, but as the day progressed, prices were noted at \$119.00. In the north trade was reported from \$117.00-\$120.00 live and \$187.00-\$188.00 dressed. Business on Wednesday was up \$2.00-\$4.00 cwt and northern prices were reported as being on par with southern trade for the first time in a long while. Some of the strength could be attributed to the reopening of the Finney plant next week and steady supplies this week for a full processing week next week. This, along with a severe winter storm in several states causing some packing plants to close and possibly some producers taking some cattle off of show lists as they dig out. Today, the US was back in business, but how much trade will develop is the question. The winter storm earlier in the week limited trade, but whether or not the packers want to come back as strong as Wednesday remains to be seen. No doubt sellers will be holding out for prices at least steady to Wednesday's increases of \$117.00-\$120.00 live and \$187.00-\$188.00 dressed. However, at time of reporting the market is quiet with no bids reported.