



## Weekly Market Information Report for the week ending Thursday December 5, 2019

The following information is collected from various sources and disseminated by Beef Farmers of Ontario.

### ONTARIO DIRECT TO PACKER RAILGRADE CATTLE TRADE

Prices are on a carcass weight basis before grade and weight discounts. Weekly Range:

**A Grade Steers** Prices reported over the week ranged from 235.00-240.00 dressed  
**A Grade Heifers** Prices reported over the week ranged from 235.00-240.00 dressed

### ONTARIO LIVE CATTLE TRADE

Ontario auction sales this week saw weighted average price ranges for:

FED CATTLE	Volume	Price Range	Average	Top	Last Week Avg
Large Frame Steers +1250	116	120.73-138.51	130.47	157.50	129.15
Medium Frame Steers +1250	122	118.03-136.06	129.17	140.00	129.32
Large & Medium Frame Steers +1250	238	116.93-137.09	129.99	157.50	129.98
Large Frame Heifers +1000	89	103.20-129.89	120.05	170.50	123.61
Medium Frame Heifers +1000	108	109.80-129.78	120.69	135.00	124.36
Large & Medium Frame Heifers +1000	189	108.48-132.60	121.92	170.50	125.17
Fed steers, Dairy & Dairy Cross +1250	48	95.00-114.00	106.00	114.00	103.55
Fed heifers, Dairy & Dairy Cross +1000	115	63.83-98.64	84.66	106.00	76.06
Cows - All Weights	3,102	42.77-62.03	51.92	117.50	50.93
Bulls - All Weights	123	68.81-91.69	80.57	119.00	81.79

### STOCKERS - Large and Medium Frame

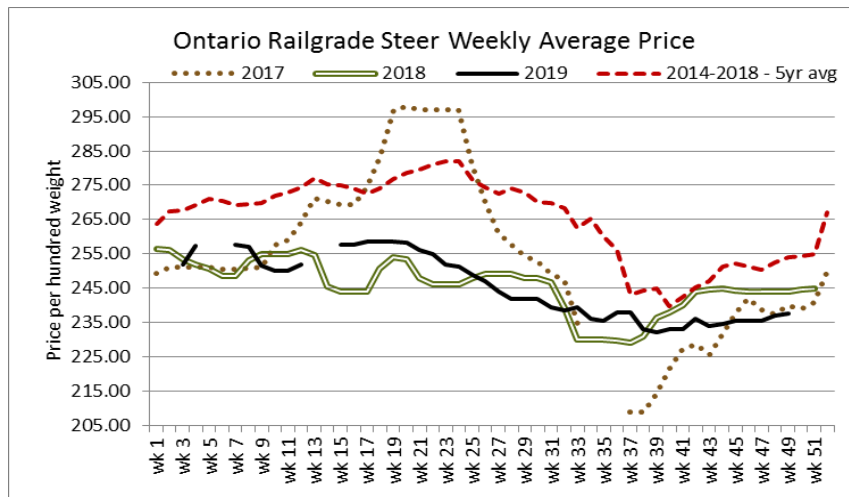
STEERS	Volume	Price Range	Average	Top	Last Week Avg
1000+	414	157.80-189.10	179.11	199.50	182.17
900-999	241	171.34-192.81	183.87	201.00	183.86
800-899	208	162.70-193.50	182.34	202.00	183.99
700-799	312	151.52-204.38	187.68	220.00	179.92
600-699	692	152.89-216.97	195.39	229.50	195.76
500-599	857	173.99-239.09	213.49	249.00	207.11
400-499	625	178.40-250.08	222.42	267.50	219.24
-399	256	163.99-234.66	207.01	283.50	207.75

HEIFERS	Volume	Price Range	Average	Top	Last Week Avg
+900	271	108.04-147.62	133.36	161.50	145.26
800-899	271	133.78-165.84	155.61	173.99	146.86
700-799	281	119.12-168.55	148.60	187.99	145.08
600-699	421	130.86-179.85	159.31	202.99	153.94
500-599	582	128.53-186.65	162.56	232.50	165.76
400-499	547	127.88-183.27	156.55	222.00	166.13
300-399	214	128.98-179.35	157.52	212.50	155.29
-299	44	100.81-148.13	127.54	207.50	139.65

At Kawartha Lakes Community Sale Barn, November 30, 2019 - 170 cows, 9 bulls, 44 stockers, 35 veal

	Price Range	Avg.	Top
Cows	43.00-66.50	51.50	76.50
Bulls over 1600 lbs	73.50-99.00	84.60	99.00
Veal over 600 lbs	65.00-128.00	89.15	128.00
Veal under 125 lbs	5.00-90.00	46.17	90.00

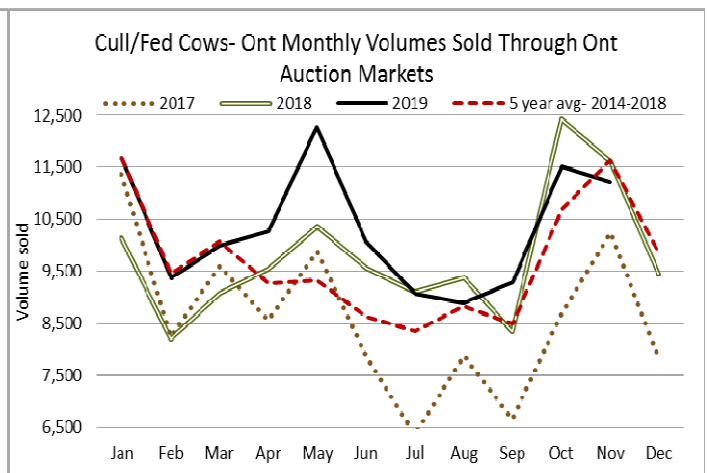
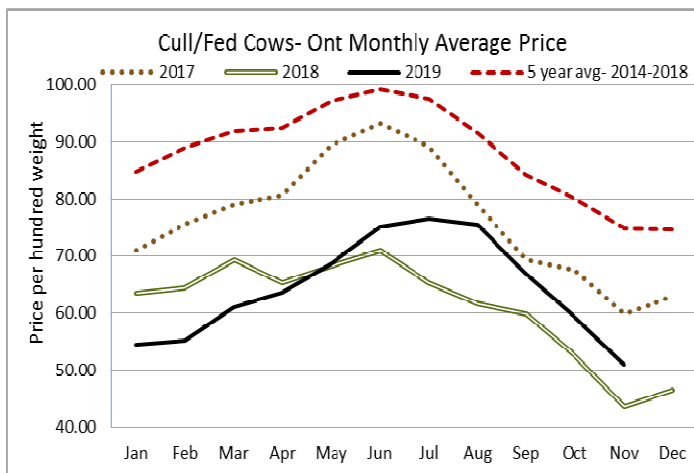


**Denfield Livestock Exchange Inc., December 3, 2019: 137 Fed Cattle, 23 Veal, 4 Bulls, 130 Cows, 19 stockers**

	Price Range	Average	Top
<b>Large &amp; Medium Frame Fed Steers +1250 lbs</b>	118.00-136.00	129.83	157.50
<b>Large &amp; Medium Frame Fed Heifers +1000 lbs</b>	114.50-132.75	124.03	170.50
<b>Cows</b>	37.00-65.50	46.00	63.50
<b>Veal over 600 lbs</b>	106.00-136.50	124.04	141.50

**At Aylmer Stockyards Inc.: December 4, 2019- 36 Veal, 206 Cows, 58 Fed Cattle, 3 bulls, 22 stockers**

	Price Range	Average	Top
<b>Fed heifers, dairy and dairy cross 100+ lbs</b>	63.00-106.00	95.29	106.00
<b>Cows</b>	34.00-71.49	56.49	98.99
<b>Veal over 600 lbs</b>	91.00-139.99	123.79	139.99



**ONTARIO STOCKER AND FEEDER TRADE**

Stocker sale at **Brussels Livestock: November 29, 2019 – 1,565 Stockers**

Steers	Price Range	Average	Top	Heifers	Price Range	Average	Top
<b>1000+</b>	158.00-190.50	178.46	190.50	<b>900+</b>	128.50-161.50	145.35	161.50
<b>900-999</b>	176.75-192.00	183.70	198.00	<b>800-899</b>	148.00-170.00	163.99	170.00
<b>800-899</b>	174.00-200.50	191.65	201.00	<b>700-799</b>	119.00-169.75	151.60	169.75
<b>700-799</b>	170.00-207.00	194.73	210.00	<b>600-699</b>	140.00-176.00	162.53	176.00
<b>600-699</b>	165.00-220.00	199.52	229.50	<b>500-599</b>	130.00-184.00	164.41	184.00
<b>500-599</b>	202.00-247.00	223.32	247.00	<b>400-499</b>	122.00-175.00	150.15	185.00
<b>400-499</b>	194.00-265.00	237.28	265.00	<b>300-399</b>	131.00-168.00	147.70	170.00
<b>399-</b>	195.00-274.50	234.24	274.50	<b>299-</b>	92.00-140.00	121.43	165.00

Stocker sale at: **Community Livestock Exchange: December 3, 2019 – 205 Stockers**

<b>Steers</b>	<b>Price Range</b>	<b>Average</b>	<b>Top</b>	<b>Heifers</b>	<b>Price Range</b>	<b>Average</b>	<b>Top</b>
<b>600-699</b>	110.00-210.99	174.50	210.99	<b>600-699</b>	110.00-150.00	130.29	150.00
<b>500-599</b>	114.99-239.00	193.10	239.00	<b>500-599</b>	127.49-188.99	153.00	188.99
<b>400-499</b>	132.49-250.00	210.59	250.00	<b>400-499</b>	102.49-172.99	141.90	172.99

Stocker sale at **Keady Livestock Market, December 3, 2019- 391 stockers**

<b>Steers</b>	<b>Price Range</b>	<b>Average</b>	<b>Top</b>	<b>Heifers</b>	<b>Price Range</b>	<b>Average</b>	<b>Top</b>
<b>1000+</b>	90.00-114.00	101.23	144.00	<b>900+</b>	103.00-147.00	128.87	152.50
<b>900-999</b>	120.00-178.00	158.89	178.00	<b>800-899</b>	162.00-170.00	166.38	170.00
<b>800-899</b>	142.00-177.00	153.57	181.00	<b>700-799</b>	134.00-172.50	163.90	172.50
<b>700-799</b>	170.00-205.00	195.75	205.00	<b>600-699</b>	105.00-162.00	144.26	174.00
<b>600-699</b>	177.00-204.00	190.32	217.50	<b>500-599</b>	144.00-160.00	152.86	160.00
<b>500-599</b>	208.00-236.00	224.14	242.50	<b>400-499</b>	186.00-195.00	192.48	195.00
<b>400-499</b>	231.00-250.00	243.83	267.50	<b>300-399</b>	175.00-204.00	197.72	204.00
<b>399-</b>	200.00-283.50	273.56	283.50				

Stocker sale at: **Renfrew Pontiac Livestock: December 3, 2019 – 535 Stockers**

<b>Steers</b>	<b>Price Range</b>	<b>Average</b>	<b>Top</b>	<b>Heifers</b>	<b>Price Range</b>	<b>Average</b>	<b>Top</b>
<b>600-699</b>	143.99-216.00	188.19	216.00	<b>900+</b>	75.00-140.70	131.40	140.70
<b>500-599</b>	139.99-233.00	210.09	233.00	<b>700-799</b>	94.99-187.99	148.30	187.99
<b>400-499</b>	132.49-250.00	220.40	240.00	<b>600-699</b>	130.00-188.50	169.30	188.50
<b>399-</b>	139.99-254.99	213.30	254.99	<b>500-599</b>	102.49-191.99	162.50	191.99
				<b>400-499</b>	100.00-175.00	133.49	192.99
				<b>300-399</b>	102.49-180.00	132.60	180.00

Stocker sale at **Ontario Livestock Exchange: December 4, 2019 – 323 Stockers**

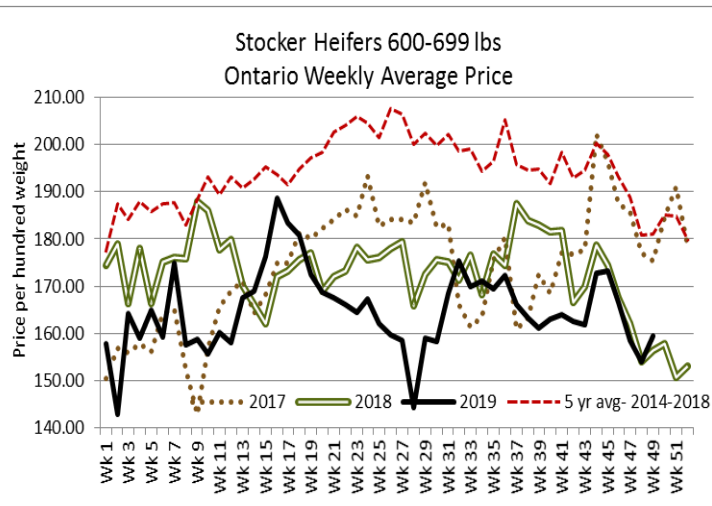
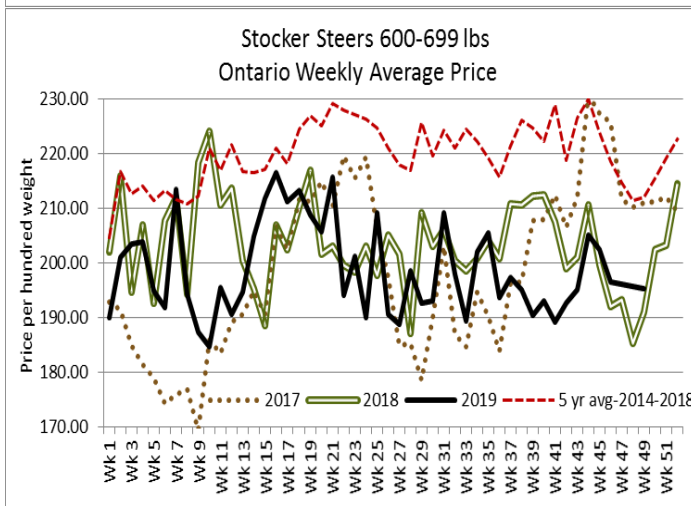
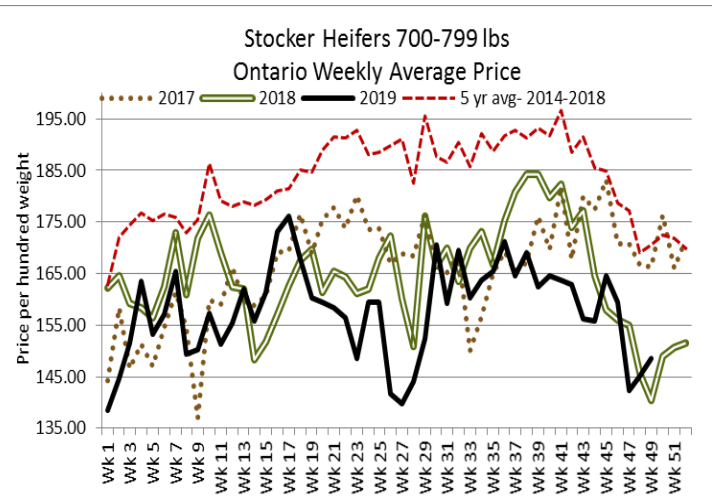
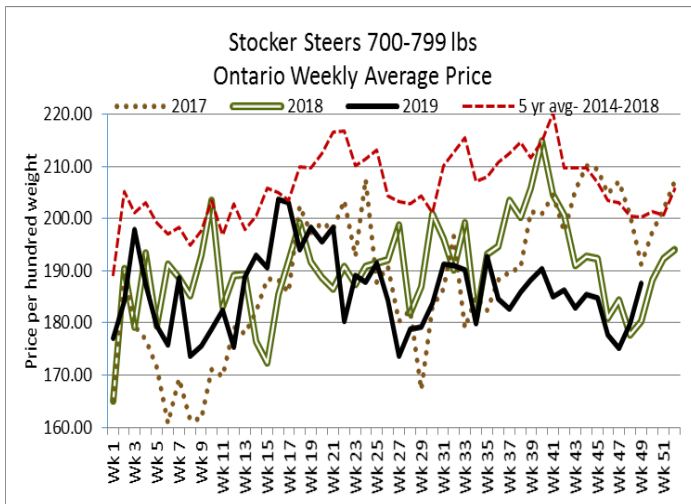
<b>Steers</b>	<b>Price Range</b>	<b>Average</b>	<b>Top</b>	<b>Heifers</b>	<b>Price Range</b>	<b>Average</b>	<b>Top</b>
<b>1000+</b>	169.00-199.50	190.88	199.50	<b>900+</b>	154.00-161.00	157.73	161.00
<b>900-999</b>	189.00-201.00	195.07	201.00				
<b>800-899</b>	180.00-200.50	195.17	200.50				
<b>700-799</b>	177.50-195.00	192.08	195.00				

Stocker sale at: **Ontario Livestock Exchange, December 5, 2019– 475 Stockers**

<b>Steers</b>	<b>Price Range</b>	<b>Average</b>	<b>Top</b>	<b>Heifers</b>	<b>Price Range</b>	<b>Average</b>	<b>Top</b>
<b>1000+</b>	112.50-162.00	146.77	162.00	<b>900+</b>	75.00-145.50	127.21	145.50
<b>700-799</b>	130.00-169.00	147.06	175.00	<b>800-899</b>	65.00-156.00	134.77	156.00
<b>600-699</b>	110.00-200.00	162.13	202.50	<b>700-799</b>	55.00-151.00	109.58	167.50
<b>500-599</b>	100.00-227.50	182.13	227.50	<b>600-699</b>	102.50-155.00	125.13	177.50
<b>400-499</b>	130.00-207.50	169.38	207.50	<b>500-599</b>	85.00-132.50	111.86	187.50
<b>399-</b>	132.50-200.00	180.12	200.00	<b>400-499</b>	115.00-170.00	145.78	177.50
				<b>300-399</b>	112.50-175.00	143.86	175.00

Stocker sale at: **Ottawa Livestock Exchange, December 5, 2019– 99 Stockers**

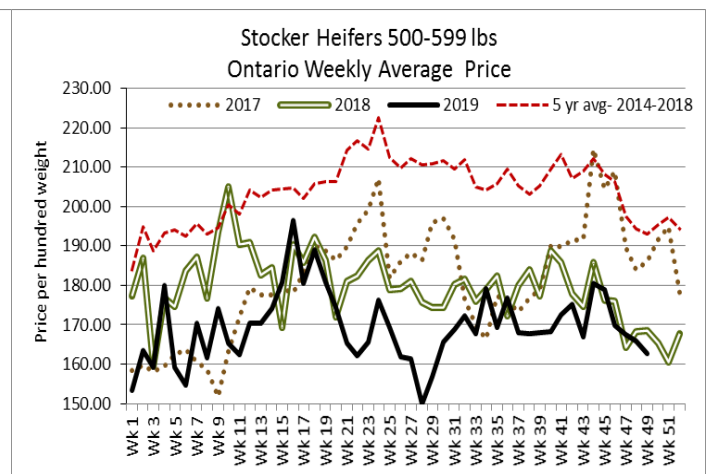
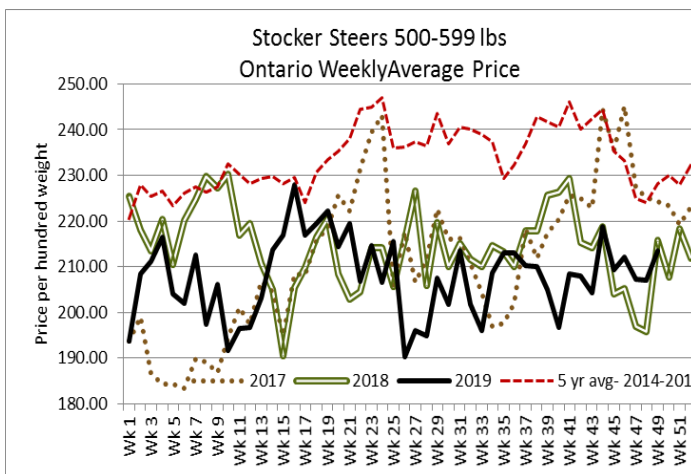
<b>Steers</b>	<b>Price Range</b>	<b>Average</b>	<b>Top</b>	<b>Heifers</b>	<b>Price Range</b>	<b>Average</b>	<b>Top</b>
<b>700-799</b>	169.00-183.00	175.33	183.00	<b>500-599</b>	94.00-162.00	135.67	162.00
<b>600-699</b>	108.00-169.00	153.69	169.00				
<b>500-599</b>	168.00-187.00	176.47	212.00				
<b>400-499</b>	168.00-226.00	201.00	226.00				



Stocker sale at **Ontario Stockyards Inc., December 5, 2019**– 1,138 Stockers

Steers	Price Range	Average	Top
1000+	180.00-189.00	188.40	189.00
900-999	184.00-195.00	190.72	195.00
800-899	145.00-202.00	186.70	202.00
700-799	133.00-206.00	186.30	206.00
600-699	173.00-220.00	201.42	223.00
500-599	205.00-238.00	226.20	244.00
400-499	215.00-252.00	237.88	252.00
399-	220.00-265.00	242.83	267.50

Heifers	Price Range	Average	Top
900+	110.00-153.50	133.76	153.50
800-899	100.00-161.50	136.58	161.50
700-799	141.00-176.50	159.16	179.00
600-699	130.00-162.50	146.65	175.00
500-599	140.00-176.00	158.94	232.50
400-499	140.00-177.00	159.83	222.00
300-399	112.50-172.050	151.70	212.50
299-	102.50-145.00	124.43	207.50



### ONTARIO STOCKER & FEEDER TRADE SPECIAL FALL SALES

Stocker sale at **Community Livestock Exchange, November 29, 2019- 899** stockers

<b>Steers</b>	<b>Price Range</b>	<b>Average</b>	<b>Top</b>	<b>Heifers</b>	<b>Price Range</b>	<b>Average</b>	<b>Top</b>
<b>1000+</b>	130.00-186.49	179.49	186.49	<b>900+</b>	134.00-160.49	154.69	160.49
<b>900-999</b>	139.99-188.50	183.40	188.50	<b>800-899</b>	137.00-173.99	162.79	173.99
<b>800-899</b>	162.00-192.50	182.89	192.50	<b>700-799</b>	140.99-185.00	169.70	185.00
<b>700-799</b>	150.00-220.00	199.50	220.00	<b>600-699</b>	139.99-202.99	177.80	202.99
<b>600-699</b>	144.99-227.49	209.20	227.49	<b>500-599</b>	139.99-206.99	182.20	206.99
<b>500-599</b>	144.99-249.00	216.69	249.00	<b>400-499</b>	122.50-218.00	173.79	218.00
<b>400-499</b>	132.49-257.50	208.89	257.50	<b>300-399</b>	112.50-204.99	159.20	204.99
<b>399-</b>	125.00-247.50	195.19	247.50				

There was a strong offering 485 steers and 414 heifers. Demand was strong throughout for the large component of very fancy calves. Plainer calves and lightweight heifers were under some pressure. Our sale price averages exceeded Ontario market averages strongly in all heifer categories and in the 5-7 weight steer categories. There were 51 consignors and 29 purchasing buyers.

Stocker sale at **Kawartha Lakes Community Sale Barn: December 4, 2019 – 513** Stockers

<b>Steers</b>	<b>Price Range</b>	<b>Average</b>	<b>Top</b>	<b>Heifers</b>	<b>Price Range</b>	<b>Average</b>	<b>Top</b>
<b>700-799</b>	170.00-205.00	182.25	205.00	<b>600-699</b>	146.00-191.00	164.61	191.00
<b>600-699</b>	162.00-212.50	194.30	212.50	<b>500-599</b>	140.00-200.00	165.75	202.00
<b>500-599</b>	175.00-244.00	198.21	244.00	<b>400-499</b>	130.00-205.00	167.43	205.00
<b>400-499</b>	197.50-251.00	224.03	255.00	<b>300-399</b>	127.50-175.00	158.56	175.00
<b>399-</b>	135.00-231.00	208.50	231.00				

### ONTARIO BRED COW SALES

**Keady Livestock Market, November 29, 2019 - 266** Bred cows/heifers, **7** Cow calf pairs (prices are per head & per pair)

	<b>Exotic and Exotic X</b>	<b>British and British X</b>
<b>Top quality bred heifers</b>	\$1800-\$2100	N/T
<b>Top quality bred cows</b>	\$1400-\$1700	N/T
<b>Average quality bred cows</b>	\$800-\$1200	N/T
<b>Top quality cow/calf pairs</b>	\$1700-\$2200	N/T

Good quality bred cows and bred heifers sold on good demand to 47 different buyers!

### LIVE CATTLE EXPORTS-ONTARIO

	<b>Week ending Nov 16, 2019</b>	<b>Week ending Nov 9, 2019</b>	<b>Year to Date</b>
<b>Total live slaughter cattle exported from Ontario to the U.S.</b>	<b>3,415</b>	<b>3,822</b>	<b>114,612</b>
<b>Steers &amp; Heifers &amp; Cows</b>	3,105	3,822	101,405
<b>Bulls</b>	310	0	13,207

### FEDERALLY INSPECTED CANADIAN PROCESSING

	<b>Week Ending Nov 30, 2019</b>	<b># of hd change from week ago</b>	<b>YTD</b>	<b>% Change (Week Ago)</b>	<b>% Change (Year Ago)</b>
<b>Grand Total</b>	61,609	-4,977	2,931,510	-7%	+5%
<b>Western Slaughter</b>	48,388	-4,821	2,311,167	-9%	+6%
<b>Eastern Slaughter</b>	13,221	-156	620,343	-1%	+2%

### AVERAGE CARCASS WEIGHTS – CANADA

	<b>Steers</b>	<b>Heifers</b>
<b>Nov 30, 2019</b>	927	510
<b>Nov 23, 2019</b>	922	853
<b>Dec 1, 2019</b>	923	853

### USDA ESTIMATED CATTLE PROCESSING VOLUME

	Week Ending December 7, 2019	Previous Week	Year Ago
<b>Grand Total</b>	679,000	553,000	669,000

### ALBERTA DIRECT TRADE

For the week ending December 5, 2019

<b>Steers</b>	Live <b>FOB</b>	N/T		Rail <b>FOB</b>	255.00-258.50
<b>Heifers</b>	Live <b>FOB</b>	153.50		Rail <b>FOB</b>	256.50-258.50

### U.S. TRADE (U.S. funds)

For the week ending December 5, 2019

<b>Choice and Select Steers and Heifers:</b>	Live	116.00-119.00
	Rail	187.00-189.00

### QUEBEC ELECTRONIC AUCTION MARKET (F.O.B. THE FEEDLOT)

	Price	Change from Last Week
For the week ending December 5, 2019	234.00-236.50	+2.18

### CANADIAN BOXED BEEF CUT-OUT VALUES

Week Ending	AAA	AA
Nov 22, 2019	2.9357	2.7341
Nov 15, 2019	2.8836	2.6989
Nov 8, 2019	2.8481	2.6042

### U.S. BOXED BEEF CUT-OUT VALUES (U.S. funds)

	Choice 600-900	Select 600-900
<b>Current Five Day Average:</b>	229.49	210.81

### BEEF EXPORTS – CANADA

	<b>United States</b> Jan 1- Oct 31	Change from last year YTD	<b>Mexico</b> Jan 1- Oct 31	Change from last year YTD
Total	267,060 tonnes	+8% or +20,633 tonnes	13,862 tonnes	+9% or +1,142 tonnes
	<b>Japan</b> Jan 1- Oct 31	Change from last year YTD	<b>China</b> Jan 1- Oct 31	Change from last year YTD
Total	42,467 tonnes	+58% or +15,611 tonnes	11,475 tonnes	+67% or +4,610 tonnes

### LIVE CATTLE – CANADA

	<b>IMPORTS</b>	Import % change from 2018 YTD	<b>EXPORTS</b>	Export % change from 2018 YTD		
	Jan 1- Oct 31		Jan 1- Nov 23, 2019			
	Pure bred	4,564	-11%	Slaughter steers & heifers & cows	427,226	+23%
	Non-pure bred	202,385	+34%	Feeder cattle & calves	180,885	-2%
				Bulls	42,401	+3%

### BEEF PRODUCTION – CANADA

	Jan 1 – Nov 30/19	Last Year Same Time	% Change
Fed	982,196 tonnes	913,035 tonnes	+8%
Non-fed	160,089 tonnes	159,881 tonnes	+0%

### **BEEF IMPORTS – CANADA**

	<i>Jan 1 – Nov 30/19</i>	<i>Last Year Same Time</i>	<i>% Change</i>
United States	99,329 tonnes	111,926 tonnes	-11%
Non-CUSMA	32,919 tonnes	46,645 tonnes	-29%
EU-28 (beef/veal total)	5,363 tonnes	2,003 tonnes	+168%
Total	145,098 tonnes	168,972 tonnes	-14%

### **CHICAGO MERCANTILE EXCHANGE**

Closing quotes on futures today were as follows:

<b>Live Cattle</b>			<b>Feeder Cattle</b>			<b>Corn</b>			<b>Soybeans</b>			<b>Canadian \$</b>		
<b>Dec</b>	120.20	+0.27	<b>Jan</b>	141.55	+1.00	<b>Dec</b>	3.664	+1.0	<b>Jan</b>	8.894	+5.2	<b>Spot</b>	75.39	-0.51
<b>Feb</b>	124.97	+0.37	<b>Mar</b>	141.67	+0.52	<b>Mar</b>	3.766	+0.0	<b>Mar</b>	9.036	+5.0	<b>Dec</b>	75.39	-0.51
<b>Apr</b>	125.35	+0.20	<b>Apr</b>	143.77	+0.65	<b>May</b>	3.824	+0.0	<b>May</b>	9.182	+4.6	<b>Mar</b>	75.43	-0.51
<b>Jun</b>	117.15	+0.32	<b>May</b>	145.07	+0.60	<b>Jul</b>	3.866	-0.2	<b>Jul</b>	9.314	+4.6	<b>Jun</b>	75.42	-0.51
<b>Aug</b>	114.70	+0.20	<b>Aug</b>	150.07	+0.60	<b>Sep</b>	3.866	+0.4	<b>Aug</b>	9.356	+5.0	<b>Sep</b>	75.41	-0.50
<b>Oct</b>	116.12	+0.30	<b>Sep</b>	150.90	+0.65	<b>Dec</b>	3.902	-0.2	<b>Sep</b>	9.340	+4.6	<b>Dec</b>	75.39	-0.51

Beef Farmers of Ontario, 130 Malcolm Road, Guelph, ON N1K 1B1 Phone: (519) 824-0334 Fax: (519) 824-9161 or email: [markets@ontariobeef.com](mailto:markets@ontariobeef.com)

### **UPCOMING FALL STOCKER AND FEEDER SALES**

Dec 7	11:00 am	Denfield Livestock Exchange	Stocker & Bred Cow, Cow/Calf Pair Sale-final
Dec 11	10:00 am	Kawartha Lakes Community Sale Barn	Special Stocker Sale
Dec 12	11:00 am	Ontario Stockyards Inc	All Vaccinated Sale- in with regular sale
Dec 17	9:00 am	Keady Livestock Market	Final sale of 2019
Jan 17/20	11:00 am	Community Livestock Exchange	Quinte Cattlemen's Stocker Sale

### **Comments for the week ending December 5, 2019**

Lighter receipts of 427 fed steers and heifers sold through auction markets this week, down 74 head from last week but 94 more than the same week last year. Fed steers sold from \$116.93-\$137.09 averaging \$129.99 which is fully steady to last week and \$1.00 below this time last year. Heifers traded from \$108.08-\$132.60 averaging \$121.92 down \$3.25 from last week and \$6.12 below year ago prices. Auction markets reported trade as steady, but larger volumes of over thirty month cattle pressured average prices lower. By Thursday, trade was firm to higher.

The Ontario railgrade market was light with prices for the week ranging from \$235.00-\$240.00 dressed for both steers and heifers, which is holding steady. On Monday of this week, the industry received news of the Ryding Regency plant closure which is a major blow to the industry. Ontario packers have been continuing to process at higher levels to keep cattle moving and there have been some cattle moving west, however the volumes moving west are reported as light. BFO continues to work closely with CCA and other partners to request immediate government action to aid us in resolving the mounting threats facing Ontario beef farmers from the lack of processing capacity in Eastern Canada.

3,102 fed/cull cows sold through auction markets this week, up 89 head from last week and 505 more than this time last year. Cows traded from \$42.77-\$62.03 averaging \$51.92 up \$0.99 from last week and \$7.98 higher than year ago prices. Auction markets reported trade as steady to stronger for the most part, with one market mid-week noting prices \$4.00-\$5.00 cwt lower than last week.

There were 6,236 stocker and feeder cattle sold through auction markets this week, down 622 from last week but 1,165 more than this time last year. Auction markets reported trade on good quality steer calves as steady to strong, while heifer calves were under pressure. Vaccinated calves sold steady while non-vaccinated calves were under pressure. Heavier cattle were noted as selling actively at steady prices. Actual average prices this week for steers 400-500 lbs was up by \$3.18, 500-600 lbs up \$6.38, 600-700 lbs down \$0.37, 700-800 lbs up \$7.76, 800-900 lbs down \$1.65, 900-1000 lbs up \$0.01 and steers 1000 lbs and over averaged \$3.06 below last week's weighted average price. Heifers 300-400 lbs were up \$2.23 on average, 400-500 lbs heifers down \$9.58, 500-600 lbs down \$3.20, 600-700 lbs up \$5.37, 700-800 lbs up \$3.582, 800-900 lbs up \$8.75 but heifers 900 lbs and over averaged \$11.90 lower than last week's weighted average prices.

The Quebec electronic market this week ranged from \$234.00-\$236.50 cwt dressed, up \$2.18 from last week's weighted average price.

Alberta direct trade was light on Thursday with Canfax reporting sales at \$258.00-\$260.00 cwt delivered on a dressed basis. Canfax notes: "Sales are 7.00-8.00 higher than the previous week. Even with the jump in fed prices sale volumes are still very light suggesting feedlot inventories are current. Buyers were indicating cattle that they bought this week would not be picked up until the week of December 23<sup>rd</sup> and 30<sup>th</sup>. Light volumes of western Canadian fed cattle traded into the US. Sales to the US are comparable with local deals." On a picked up basis, Canfax reports live heifers at \$153.50 up \$3.58 from last week on average. Dressed deals ranged from \$255.00-\$258.50 picked up, with steers averaging \$256.90 up \$8.55 and heifers \$257.38 up \$8.88 from last week's weighted average prices.

The US cash cattle trade for the week ending November 30<sup>th</sup>, was stronger with majority of business completed on Wednesday, ahead of the Thanksgiving holiday. Business in the south ranged from \$118.00-\$119.00 live while northern trade ranged from \$117.00-\$120.00 live and \$187.00-\$188.00 dressed. Final results for the week, posted by the USDA Mandatory price report, saw live sales range from \$116.00-\$120.00, with steers averaging \$118.21 up \$2.25 from the previous week, while heifers averaged \$118.47 up \$2.37. On the rail trade ranged from \$183.00-\$188.00 dressed, with steers averaging \$186.83 up \$3.24 while heifers averaged \$186.97 up \$3.13.

This week, the US cash cattle trade on Tuesday saw a couple of deals at steady prices in the north from \$187.00-\$188.00 dressed, but only a handful and not enough to establish a market. On Wednesday, at the Fed Cattle Exchange online auction, there were 1,189 head on offer, in 6 lots with delivery in 1-9 days. Asking prices ranged from \$118.00-\$119.00 live, with two lots receiving no bids, three lots selling from \$118.00-\$119.50 live, steady to last week's trade, and one lot being bid \$118.00 live but sellers passed the bid. The cash market Wednesday was untested with bids sitting at \$184.00 dressed in the north which sellers were not interested in. Thursday light to moderate trade developed in the south from \$118.00-\$119.00 live, mostly \$119.00 up \$1.00 from last week. A couple of deals in the north were noted at \$187.00-\$189.00, mostly \$188.00 up \$1.00 from last week but not enough to establish a market. Today, a light trade has surfaced in the north at \$188.00 dressed, up \$1.00 from last week, while bids are sitting from \$118.00-\$119.00 live, but live trade has developed at these levels. Trade should continue in the north while the south appears to be completed. Asking prices are sitting at \$190.00-\$193.00 on a dressed basis.