



Weekly Market Information Report for the week ending Thursday December 12, 2019

The following information is collected from various sources and disseminated by Beef Farmers of Ontario.

ONTARIO DIRECT TO PACKER RAILGRADE CATTLE TRADE

Prices are on a carcass weight basis before grade and weight discounts. Weekly Range:

A Grade Steers Prices reported over the week ranged from 235.00-245.00 dressed
A Grade Heifers Prices reported over the week ranged from 235.00-245.00 dressed

ONTARIO LIVE CATTLE TRADE

Ontario auction sales this week saw weighted average price ranges for:

FED CATTLE	Volume	Price Range	Average	Top	Last Week Avg
Large Frame Steers +1250	187	123.75-140.91	135.04	151.50	130.47
Medium Frame Steers +1250	151	119.07-137.88	131.47	141.25	129.17
Large & Medium Frame Steers +1250	338	123.10-140.62	134.50	151.50	129.99
Large Frame Heifers +1000	105	120.27-137.74	131.90	143.00	120.05
Medium Frame Heifers +1000	188	114.66-137.48	130.41	147.50	120.69
Large & Medium Frame Heifers +1000	293	116.65-138.99	131.44	147.50	121.92
Fed steers, Dairy & Dairy Cross +1250	100	95.41-107.59	102.69	110.00	106.00
Fed heifers, Dairy & Dairy Cross +1000	135	59.62-108.41	82.38	161.00	84.66
Cows - All Weights	3,035	42.81-62.58	52.03	103.00	51.92
Bulls - All Weights	158	62.84-93.38	77.13	114.00	80.57

STOCKERS - Large and Medium Frame

STEERS	Volume	Price Range	Average	Top	Last Week Avg
1000+	987	161.79-188.21	172.92	194.25	179.11
900-999	579	177.41-196.87	187.38	202.00	183.87
800-899	234	168.34-194.36	184.07	208.00	182.34
700-799	345	154.66-204.09	186.42	218.00	187.68
600-699	709	168.30-220.97	201.03	235.00	195.39
500-599	831	178.74-234.39	217.57	253.00	213.49
400-499	480	179.63-244.51	217.50	269.00	222.42
-399	226	167.34-237.57	208.05	300.00	207.01

HEIFERS	Volume	Price Range	Average	Top	Last Week Avg
+900	409	127.37-154.11	143.58	169.00	133.36
800-899	191	140.79-163.07	153.42	201.50	155.61
700-799	264	120.87-162.29	147.06	183.00	148.60
600-699	459	139.63-183.29	165.06	214.99	159.31
500-599	597	135.75-190.46	167.07	230.00	162.56
400-499	431	134.86-196.13	168.41	243.00	156.55
300-399	163	133.98-190.73	163.50	219.00	157.52
-299	45	125.79-168.78	146.75	232.50	127.54

At Kawartha Lakes Community Sale Barn, December 7, 2019 - 158 cows, 11 bulls, 33 stockers, 63 veal

	Price Range	Avg.	Top
Cows	45.00-63.50	52.23	84.00
Bulls over 1600 lbs	75.00-96.00	82.73	96.00
Veal over 600 lbs	55.00-118.00	88.17	118.00
Veal under 125 lbs	10.00-40.00	16.85	40.00

Denfield Livestock Exchange Inc., December 10, 2019: 164 Fed Cattle, 18 Veal, 7 Bulls, 137 Cows, 19 stockers

	Price Range	Average	Top
Large & Medium Frame Fed Steers +1250 lbs	124.00-140.50	133.11	148.00
Large & Medium Frame Fed Heifers +1000 lbs	120.00-139.25	133.42	147.50
Cows	40.00-64.50	50.62	74.50
Veal over 600 lbs	95.00-126.00	109.17	144.00

At Aylmer Stockyards Inc.: December 11, 2019- 43 Veal, 271 Cows, 78 Fed Cattle, 20 bulls, 6 stockers

	Price Range	Average	Top
Large & Medium Frame Fed Heifers +1000 lbs	105.00-135.00	128.29	135.00
Fed heifers, dairy and dairy cross 100+ lbs	57.99-103.49	92.10	103.49
Cows	34.00-71.49	53.50	98.49
Veal over 600 lbs	77.00-138.50	125.60	138.50

ONTARIO STOCKER & FEEDER TRADE

Stocker sale at Brussels Livestock: December 6, 2019 – 1,455 Stockers

Steers	Price Range	Average	Top	Heifers	Price Range	Average	Top
1000+	173.00-188.00	180.12	192.50	900+	146.00-159.00	152.44	169.00
900-999	183.50-196.75	189.33	202.00	800-899	155.00-171.00	161.74	201.50
800-899	171.00-208.00	195.26	208.00	700-799	121.00-179.00	161.25	179.00
700-799	180.00-218.00	202.84	218.00	600-699	159.00-181.00	170.82	190.00
600-699	181.00-225.50	208.79	230.00	500-599	141.00-190.00	167.72	230.00
500-599	189.00-235.72	226.66	247.00	400-499	142.00-198.00	174.50	198.00
400-499	198.00-251.50	220.45	255.50	300-399	137.00-194.00	158.69	194.00
399-	209.00-242.00	223.29	250.00	299-	140.00-170.00	154.00	170.00

Stocker sale at: Community Livestock Exchange: December 10, 2019 – 264 Stockers

Steers	Price Range	Average	Top	Heifers	Price Range	Average	Top
700-799	127.00-200.99	162.29	200.99	700-799	82.49-140.50	122.50	140.50
600-699	116.99-220.99	173.79	220.99	600-699	93.00-162.99	136.80	162.99
500-599	135.00-235.00	208.19	235.00	500-599	100.00-171.99	145.90	171.99
400-499	12.50-247.50	208.59	247.50	400-499	111.00-197.50	152.09	197.50

Stocker sale at Keady Livestock Market, December 10, 2019- 807 stockers

Steers	Price Range	Average	Top	Heifers	Price Range	Average	Top
1000+	178.00-194.25	186.79	194.25	900+	137.50-157.00	151.79	161.00
900-999	187.75-199.75	194.81	200.25	800-899	149.00-172.50	156.83	172.50
800-899	172.00-205.50	198.02	205.50	700-799	146.00-171.00	162.11	171.00
700-799	180.00-198.00	191.91	198.00	600-699	171.50-185.00	177.96	189.00
600-699	213.00-235.00	223.92	235.00	500-599	173.00-203.00	189.66	203.00
500-599	210.00-240.00	225.18	240.50	400-499	132.50-212.00	183.65	212.00
400-499	235.00-247.00	242.85	263.00	300-399	140.00-218.00	179.30	218.00
399-	190.00-235.00	207.22	235.00				

Stocker sale at: Renfrew Pontiac Livestock: December 10, 2019 – 355 Stockers

Steers	Price Range	Average	Top	Heifers	Price Range	Average	Top
600-699	119.99-227.49	201.39	227.49	600-699	107.49-176.00	149.50	214.99
500-599	135.00-247.00	225.09	247.00	500-599	110.00-200.00	178.69	200.00
400-499	139.99-245.99	209.20	245.99	400-499	100.00-194.99	161.40	194.99
399-	144.99-258.99	229.19	258.99	300-399	105.00-176.00	150.29	176.00

Stocker sale at **Ontario Livestock Exchange: December 11, 2019 – 719** Stockers

Steers	Price Range	Average	Top	Heifers	Price Range	Average	Top
1000+	161.50-193.00	170.39	193.00	900+	156.50-157.00	156.89	157.00
900-999	169.50-199.00	181.80	199.00				
800-899	189.00-199.00	194.95	199.00				

Stocker sale at: **Ontario Livestock Exchange, December 12, 2019– 466** Stockers

Steers	Price Range	Average	Top	Heifers	Price Range	Average	Top
700-799	132.50-175.00	15.56	175.00	900+	77.50-152.50	115.00	15.50
600-699	57.50-155.00	108.31	197.00	800-899	80.00-145.00	123.75	160.00
500-599	127.50-205.00	173.14	225.00	700-799	72.50-151.00	118.62	160.00
400-499	115.00-202.50	162.18	225.00	600-699	117.50-172.50	145.26	172.50
399-	160.00-215.00	192.07	225.00	500-599	115.00-180.00	139.52	180.00
				400-499	117.50-165.00	145.60	175.00
				300-399	135.00-155.00	139.42	165.00

Stocker sale at **Ontario Stockyards Inc., December 12, 2019– 1,526** Stockers

Steers	Price Range	Average	Top	Heifers	Price Range	Average	Top
1000+	77.00-120.00	96.94	155.00	900+	77.00-138.00	109.20	152.00
900-999	120.00-183.00	153.20	186.00	800-899	125.00-160.00	147.61	160.00
800-899	140.00-190.00	159.75	192.00	700-799	130.00-166.00	152.50	180.00
700-799	165.00-212.50	192.51	212.50	600-699	150.00-200.00	178.96	210.00
600-699	208.50-232.00	221.18	232.00	500-599	160.00-202.00	179.08	217.00
500-599	215.00-247.50	235.02	253.00	400-499	165.00-217.00	186.67	243.00
400-499	215.00-266.00	248.93	269.00	300-399	145.00-217.50	183.07	219.00
399-	170.00-245.00	211.23	260.00	299-	115.00-185.00	148.34	220.00

Stocker sale at: **Ottawa Livestock Exchange, December 12, 2019– 162** Stockers

Steers	Price Range	Average	Top	Heifers	Price Range	Average	Top
700-799	134.00-170.00	156.22	180.00	600-699	122.00-154.00	133.17	154.00
600-699	160.00-180.00	171.00	180.00	500-599	124.00-146.00	137.00	160.00
500-599	158.00-222.00	186.70	222.00	400-499	100.00-156.00	121.31	158.00
400-499	120.00-210.00	167.93	230.00	300-399	112.00-132000	122.67	132.00

ONTARIO STOCKER & FEEDER TRADE SPECIAL FALL SALES

Stocker sale at **Denfield Livestock Exchange, December 7, 2019- 441** stockers

Steers	Price Range	Average	Top	Heifers	Price Range	Average	Top
1000+	120.00-170.00	157.34	170.00	900+	126.00-159.00	143.89	160.00
900-999	192.00-16 hd			800-899	165.00-179.00	171.99	179.00
800-899	185.00-191.00	189.21	191.00	700-799	155.00-173.50	165.39	183.00
700-799	180.00-195.00	189.30	195.00	600-699	120.00-189.00	171.59	189.00
600-699	170.00-200.50	189.16	200.50	500-599	157.00-205.00	184.61	205.00
500-599	184.00-212.50	196.09	212.50	400-499	160.00-185.00	178.50	185.00
400-499	181.00-208.00	197.88	208.00	300-399	167.50-190.00	174.32	190.00
399-	190.00-205.00	195.50	205.00	299-	150.00-175.00	163.82	175.00

Stocker sale at **Kawartha Lakes Community Sale Barn: December 11, 2019 – 599 Stockers**

Steers	Price Range	Average	Top	Heifers	Price Range	Average	Top
1000+	156.00-192.00	179.25	192.00	900+	71.00-152.50	133.80	152.50
900-999	125.00-188.00	167.70	188.00	800-899	105.00-114.00	108.48	114.00
800-899	119.00-177.50	163.71	177.50	700-799	100.00-157.00	139.30	157.00
700-799	121.00-208.75	191.84	208.75	600-699	126.00-178.00	157.75	178.00
600-699	129.00-231.50	201.06	231.50	500-599	102.50-185.00	151.03	197.50
500-599	135.00-241.00	220.34	241.75	400-499	102.50-185.00	140.49	185.00
400-499	145.00-253.50	211.40	253.50	300-399	100.00-190.00	160.09	190.00
399-	115.00-251.00	201.00	251.00				

Cattle sold on a good active trade at steady prices, with non-vaccinated and untouched cattle trading under pressure.

ONTARIO BRED COW SALES

Keady Livestock Market, December 6, 2019 - 266 Bred cows/heifers, 7 Cow calf pairs (prices are per head & per pair)

	Exotic and Exotic X	British and British X
Top quality bred heifers	\$1800-\$2100	N/T
Top quality bred cows	\$1400-\$1700	N/T
Average quality bred cows	\$800-\$1200	N/T
Top quality cow/calf pairs	\$1700-\$2200	N/T

Good quality bred cows and bred heifers sold on good demand to 47 different buyers!

LIVE CATTLE EXPORTS-ONTARIO

	Week ending Nov 23, 2019	Week ending Nov 16, 2019	Year to Date
Total live slaughter cattle exported from Ontario to the U.S.	3,114	3,415	117,756
Steers & Heifers & Cows	2,693	3,105	104,098
Bulls	451	310	13,658

FEDERALLY INSPECTED CANADIAN PROCESSING

	Week Ending Dec 7, 2019	# of hd change from week ago	YTD	% Change (Week Ago)	% Change (Year Ago)
Grand Total	57,770	-3,839	2,989,280	-6%	+5%
Western Slaughter	44,622	-3,766	2,355,789	-8%	+6%
Eastern Slaughter	13,148	-73	633,491	-1%	+2%

AVERAGE CARCASS WEIGHTS – CANADA

	Steers	Heifers
Dec 7, 2019	931	835
Nov 30, 2019	927	851
Dec 8, 2018	934	854

USDA ESTIMATED CATTLE PROCESSING VOLUME

	Week Ending December 14, 2019	Previous Week	Year Ago
Grand Total	662,000	679,000	654,000

ALBERTA DIRECT TRADE

For the week ending December 12, 2019

Steers	Live FOB	153.75-154.00	Rail FOB	257.00-259.50
Heifers	Live FOB	154.00	Rail FOB	257.75-259.50

U.S. TRADE (U.S. funds)

For the week ending December 12, 2019

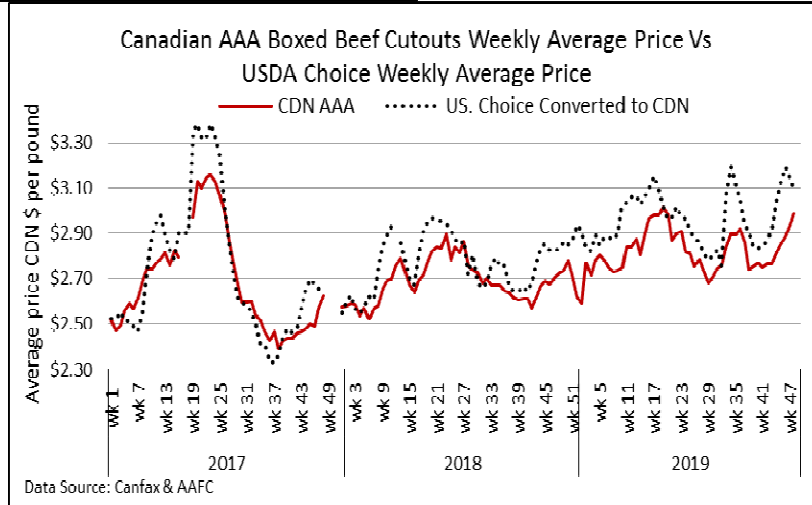
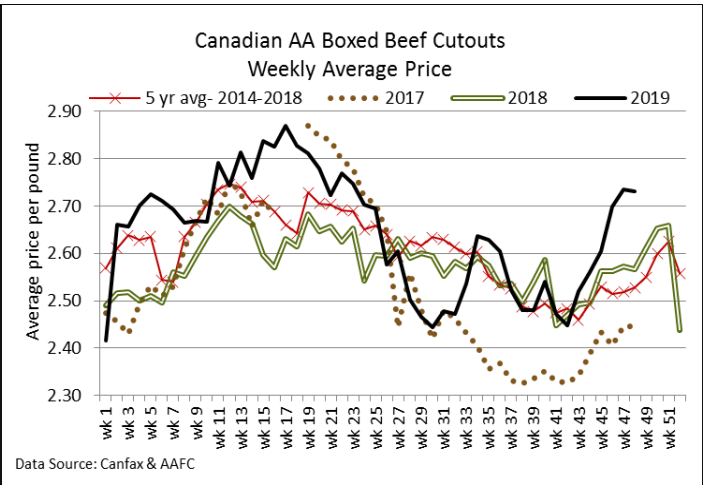
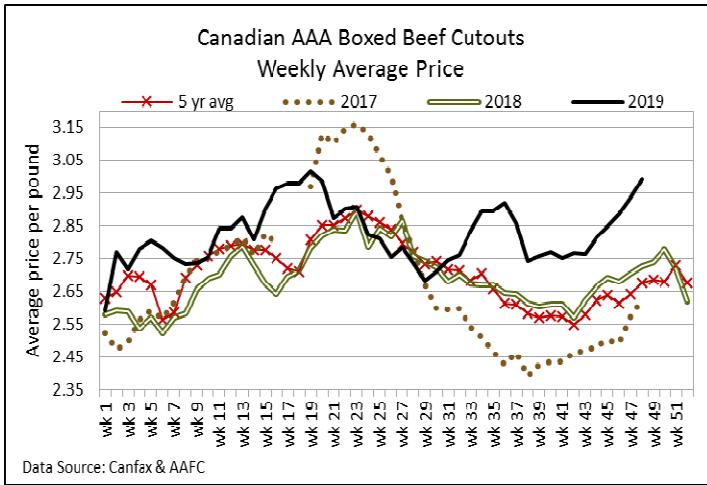
Choice and Select Steers and Heifers: Live 118.00-120.00
Rail 188.00-194.00

QUEBEC ELECTRONIC AUCTION MARKET (F.O.B. THE FEEDLOT)

For the week ending December 12, 2019 **Price** 236.00-237.25 **Change from Last Week** +1.38

CANADIAN BOXED BEEF CUT-OUT VALUES

Week Ending	AAA	AA
Nov 29, 2019	2.9901	2.7304
Nov 22, 2019	2.9357	2.7341
Nov 15, 2019	2.8836	2.6989



U.S. BOXED BEEF CUT-OUT VALUES (U.S. funds)

	Choice	Select
	600-900	600-900
Current Five Day Average:	220.80	205.08

BEEF EXPORTS – CANADA

	United States	<i>Change from last year YTD</i>	Mexico	<i>Change from last year YTD</i>
	<i>Jan 1- Oct 31</i>		<i>Jan 1- Oct 31</i>	
Total	267,060 tonnes	+8% or +20,633 tonnes	13,862 tonnes	+9% or +1,142 tonnes
	Japan	<i>Change from last year YTD</i>	China	<i>Change from last year YTD</i>
	<i>Jan 1- Oct 31</i>		<i>Jan 1- Oct 31</i>	
Total	42,467 tonnes	+58% or +15,611 tonnes	11,475 tonnes	+67% or +4,610 tonnes

LIVE CATTLE – CANADA

IMPORTS		<i>Import % change</i>	EXPORTS		<i>Export % change</i>
<i>Jan 1- Oct 31</i>		<i>from 2018 YTD</i>	<i>Jan 1- Nov 30, 2019</i>		<i>from 2018 YTD</i>
Pure bred	4,564	-11%	Slaughter steers & heifers & cows	437,872	+22%
Non-pure bred	202,385	+34%	Feeder cattle & calves	181,814	-4%
			Bulls	44,327	+5%

BEEF PRODUCTION – CANADA

	<i>Jan 1 – Dec 7/19</i>	<i>Last Year Same Time</i>	<i>% Change</i>
Fed	1,000,691 tonnes	932,821 tonnes	+7%
Non-fed	164,047 tonnes	164,172 tonnes	+0%

BEEF IMPORTS – CANADA

	<i>Jan 1 – Dec 7/19</i>	<i>Last Year Same Time</i>	<i>% Change</i>
United States	101,285 tonnes	114,477 tonnes	-12%
Non-CUSMA	33,490 tonnes	47,706 tonnes	-30%
EU-28 (beef/veal total)	5,436 tonnes	2,079 tonnes	+162%
Total	147,788 tonnes	172,799 tonnes	-14%

CHICAGO MERCANTILE EXCHANGE

Closing quotes on futures today were as follows:

Live Cattle	Feeder Cattle	Corn	Soybeans	Canadian \$
Dec 122.37 +1.95	Jan 145.67 +3.12	Dec 3.662 -0.6	Jan 9.074 +9.2	Spot 75.83 -0.01
Feb 127.55 +2.45	Mar 146.25 +2.80	Mar 3.810 +3.2	Mar 9.214 +9.0	Dec 75.84 -0.02
Apr 128.20 +2.00	Apr 148.05 +2.47	May 3.880 +3.6	May 9.352 +9.2	Mar 75.87 -0.02
Jun 119.42 +1.57	May 148.60 +2.07	Jul 3.936 +3.6	Jul 9.474 +8.6	Jun 75.88 -0.03
Aug 116.40 +1.22	Aug 152.90 +1.80	Sep 3.930 +2.6	Aug 9.516 +8.4	Sep 75.85 -0.04
Oct 117.67 +1.12	Sep 153.00 +1.42	Dec 3.952 +2.0	Sep 9.486 +8.2	Dec 75.82 -0.06

Beef Farmers of Ontario, 130 Malcolm Road, Guelph, ON N1K 1B1 Phone: (519) 824-0334 Fax: (519) 824-9161 or email: markets@ontariobeef.com

UPCOMING FALL STOCKER AND FEEDER SALES

Jan 17/20 11:00 am Community Livestock Exchange Quinte Cattlemen's Stocker Sale

Comments for the week ending December 12, 2019

Larger volumes of 631 fed steers and heifers sold through auction markets this week, up 204 head from last week and 239 more than the same time last year. Fed steers traded from \$123.10-\$140.62 averaging \$134.50 up \$4.51 from last week, but \$0.40 below year ago prices. Fed heifers sold from \$116.65-\$138.99 averaging \$131.44 up \$9.52 from last week and \$2.94 stronger than year ago prices. Auction markets reported demand as strong and prices from \$3.00-\$7.00 cwt higher. By mid-week the market was holding steady but ended the week \$3.00-\$4.00 cwt higher.

The Ontario railgrade market saw a large range this week with prices anywhere from \$235.00-\$245.00 dressed for both steers and heifers. The cattle sold for spot delivery were the lower end of the range while the top end of the range was for early January delivery. This week's average price is up \$1.25 from last week and \$5.75 below this time last year. There are reports of Ontario cattle trading to the U.S. and the west this week.

There were 3,035 cull/fed cows sold through auction markets this week down 67 from last week and 251 more than this time last year. Cows sold from \$42.81-\$62.58 averaging \$52.03 up \$0.11 from last week and \$7.78 stronger than year ago prices. Auction markets reported a good demand at steady to stronger prices.

6,950 stocker and feeder cattle sold through auction markets this week, up 714 from last week and 1,251 more than this time last year. Auction markets reported good calves as steady to stronger, up to \$5.00-\$10.00 cwt higher to start, but as the week progressed, trade was steady on a selective demand, with non-vaccinated and untouched cattle selling under pressure. Heavier cattle were steady to start, but by Tuesday prices were up \$2.00-\$3.00 cwt and by mid-week prices were under pressure. All classes of cattle ended the week steady to stronger. Actual average prices for the week saw steers 400-500 lbs down \$4.92 from last week's weighted average, 500-600 lbs were up \$4.08, 600-700 lbs up \$5.64, 700-800 lbs down \$1.26, 800-900 lbs up \$1.73, 900-1000 lbs up \$3.51, but steers 1000 lbs and over were down \$6.19 from last week on average. Heifers from 300-400 lbs averaged \$5.98 higher than last week, 400-500 lbs up \$11.86, 500-600 lbs up \$4.51, 600-700 lbs up \$5.75, 700-800 lbs down \$1.54, 800-900 lbs down \$2.19 but heifers 900 lbs and over averaged \$10.22 stronger than last week's weighted average prices.

The Quebec electronic market this week ranged from \$236.00-\$237.25 cwt dressed, up \$1.38 from last week's weighted average price.

Alberta direct trade saw trade at \$260.00 delivered on a dressed basis, which is steady to \$2.00 stronger. On a picked up basis, Canfax noted live sales from \$153.75-\$154.00 with steers averaging \$153.83 with no trade last week to compare to, while heifers averaged \$154.00 up \$0.54. On the rail, dressed prices ranged from \$257.00-\$259.50 picked up, with steers averaging \$258.77 up \$1.87 from the previous week, while heifers averaged \$258.97 up \$1.59. Canfax reports that "Two out of the three western Canadian packers bought cattle this week. Some producers were indicating cattle that they sold this week would be delivered before Christmas while others were indicating cattle would not be delivered until early January. Light volumes of Western Canadian fed cattle traded into the US and prices were comparable with local sales."

The US cash cattle trade for the week ending December 7th, was fully steady to stronger with business developing in the south on Thursday from \$118.00-\$119.50 live. Friday saw trade develop in the north with live sales from \$118.00-\$121.85 and dressed deals from \$187.00-\$190.00. Overall trade for the week, reported by the USDA Mandatory Price Report, saw live steers averaging \$118.92 up \$0.71 while live heifers averaged \$118.75 up \$0.28 from the previous week on average. On the rail steers averaged \$188.10 dressed, up \$1.27 on average, while heifers averaged \$188.13 up \$1.16 from the previous week.

This week, Monday saw light test in Kansas of 150 head selling fully steady at \$119.00 live, but not enough to establish a market. On Tuesday, a couple of deals traded from \$118.00-\$119.00 live which is steady, but not enough to establish a market. At the Fed Cattle Exchange online auction on Wednesday morning, there were 1,068 head on offer, in 7 lots with delivery in 1-9 days. Asking prices ranged from \$119.00-\$119.50 live but packers showed no interest as no bids developed leaving all cattle left unsold. The cash market on Wednesday saw bids at \$118.00 live in the south but sellers were not interested. The north saw a few cattle move on Wednesday at \$188.00 dressed which is steady to last week, but not enough to establish a market. Thursday, light to moderate trade developed in the south with sales from \$117.00-\$120.00 live, majority at \$119.00 which is steady to last week. A few sales in the north ranged from \$188.00-\$194.00 dressed, mostly \$188.00-\$189.00 which is steady to last week, but too light a trade to establish a market. Today, a few deals have developed in the north at \$190.00 dressed, up \$2.00 from last week but trade is just getting going. Asking prices in the north are holding at \$192.00 dressed. The south was quiet today and it appears that southern trade is completed.