



Weekly Market Information Report for the week ending Thursday January 23, 2020

The following information is collected from various sources and disseminated by Beef Farmers of Ontario.

ONTARIO DIRECT TO PACKER RAILGRADE CATTLE TRADE

Prices are on a carcass weight basis before grade and weight discounts. Weekly Range:

A Grade Steers 250.00-255.00 with delivery anywhere from this week out to the third week in February.

A Grade Heifers 250.00-255.00 with delivery anywhere from this week out to the third week in February.

ONTARIO LIVE CATTLE TRADE

Ontario auction sales this week saw weighted average price ranges for:

FED CATTLE	Volume	Price Range	Average	Top	Last Week Avg
Large Frame Steers +1250	111	136.20-151.77	145.56	168.00	141.85
Medium Frame Steers +1250	107	134.40-146.00	140.67	150.50	138.35
Large & Medium Frame Steers +1250	218	135.48-150.90	143.82	168.00	143.12
Large Frame Heifers +1000	114	132.30-146.89	140.88	172.00	140.45
Medium Frame Heifers +1000	122	130.02-147.86	141.27	156.00	142.80
Large & Medium Frame Heifers +1000	236	130.67-148.30	142.41	172.00	141.74
Fed steers, Dairy & Dairy Cross +1250	60	95.65-112.69	106.21	135.50	104.05
Fed heifers, Dairy & Dairy Cross +1000	82	67.62-107.46	85.35	139.00	81.54
Cows - All Weights	2,770	46.16-67.74	55.99	116.99	53.83
Bulls - All Weights	131	65.76-100.53	81.16	232.00	79.78

STOCKERS - Large and Medium Frame

STEERS	Volume	Price Range	Average	Top	Last Week Avg
1000+	350	171.00-190.44	181.94	195.50	173.82
900-999	187	173.45-194.17	186.47	199.00	186.90
800-899	185	174.45-199.42	192.05	212.00	182.21
700-799	362	165.62-213.44	201.67	223.50	197.67
600-699	557	176.68-232.43	214.82	242.50	214.46
500-599	490	185.00-249.16	228.36	270.00	223.76
400-499	276	179.37-254.38	227.07	268.00	222.48
-399	90	143.05-246.18	203.70	278.00	202.22
HEIFERS	Volume	Price Range	Average	Top	Last Week Avg
+900	205	138.60-164.16	151.06	180.00	152.94
800-899	95	134.11-158.59	148.61	180.00	160.78
700-799	215	128.24-177.73	160.89	199.00	159.04
600-699	425	137.78-198.72	175.48	223.00	182.39
500-599	533	138.90-199.08	178.70	220.99	182.53
400-499	236	138.20-191.25	168.36	247.99	168.78
300-399	95	128.95-183.81	161.46	210.00	159.28
-299	9	135.22-150.78	144.67	180.00	146.87

At Kawartha Lakes Community Sale Barn, January 18, 2020 - 151 cows, 13 bull, 25 stockers, 19 veal, 7 fed cattle

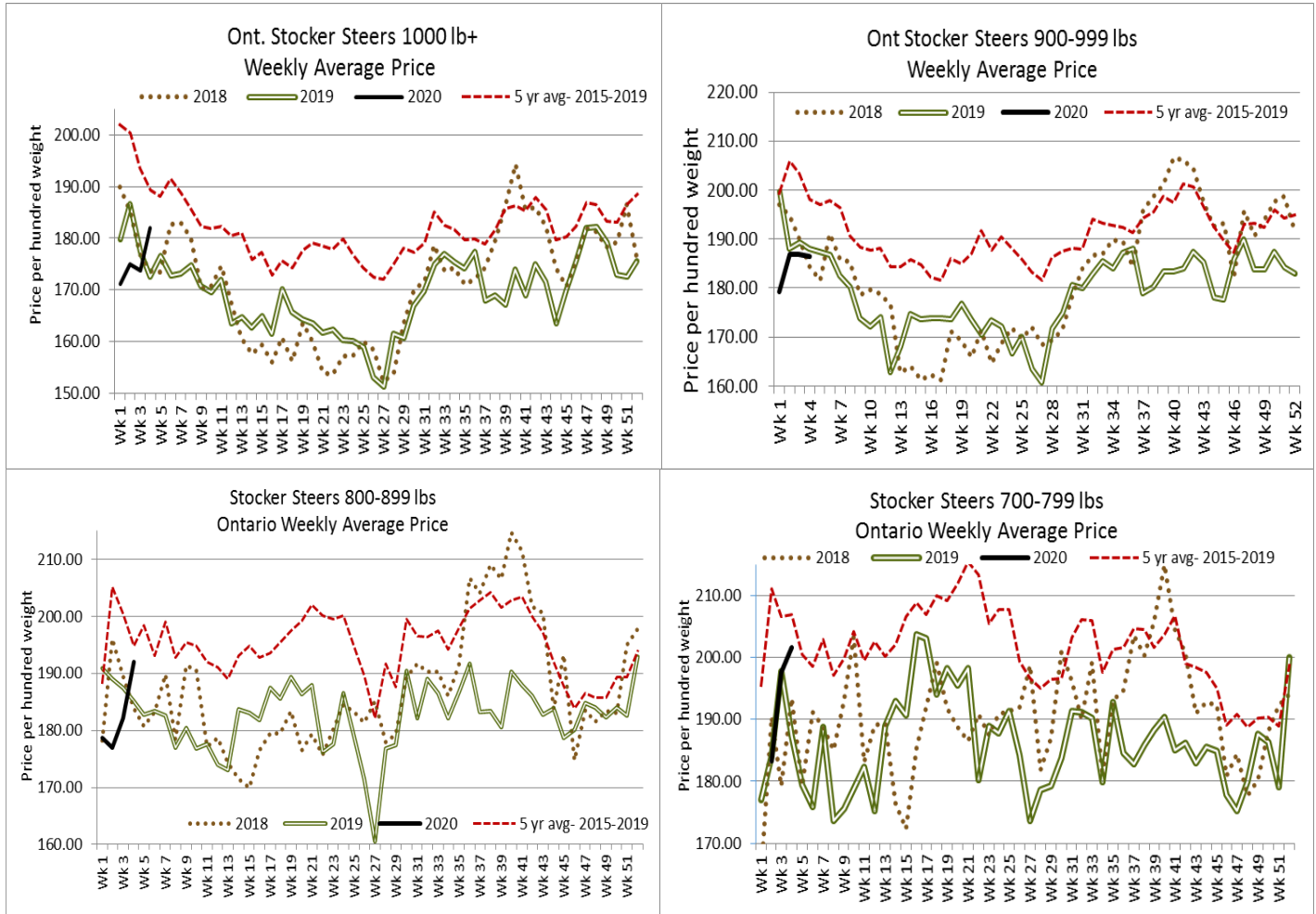
	Price Range	Avg.	Top
Cows	45.00-73.00	54.39	86.00
Bulls under 1600 lbs	83.00-232.00	119.20	232.00
Bulls over 1600 lbs	84.00-105.00	92.57	105.00

Denfield Livestock Exchange Inc., January 21, 2020: 160 Fed Cattle, 24 Veal, 5 Bulls, 100 Cows

	Price Range	Average	Top
Large & Medium Frame Fed Steers +1250 lbs	133.50-149.25	142.81	168.00
Large & Medium Frame Fed Heifers +1000 lbs	142.00-150.50	147.38	172.00
Cows	40.00-63.00	50.53	67.00
Veal over 600 lbs	114.00-126.00	120.29	126.00

At Aylmer Stockyards Inc.: January 22, 2020- 44 veal, 264 Cows, 10 fed cattle, 2 bulls, 59 stockers

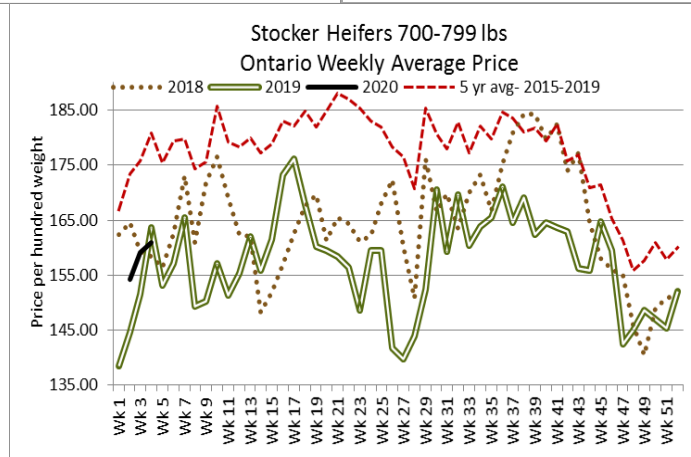
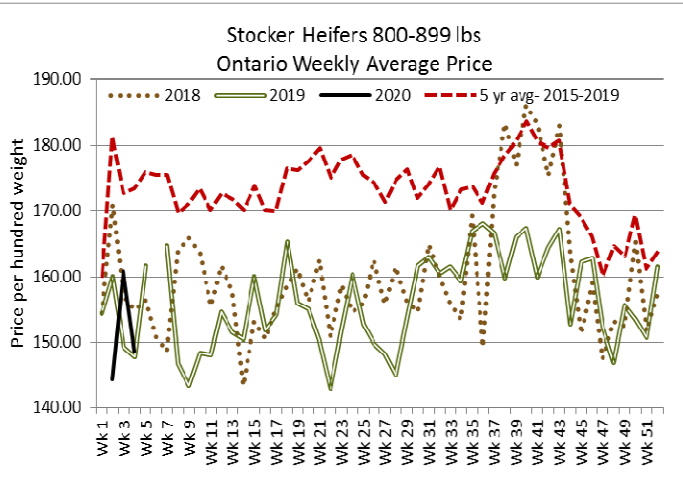
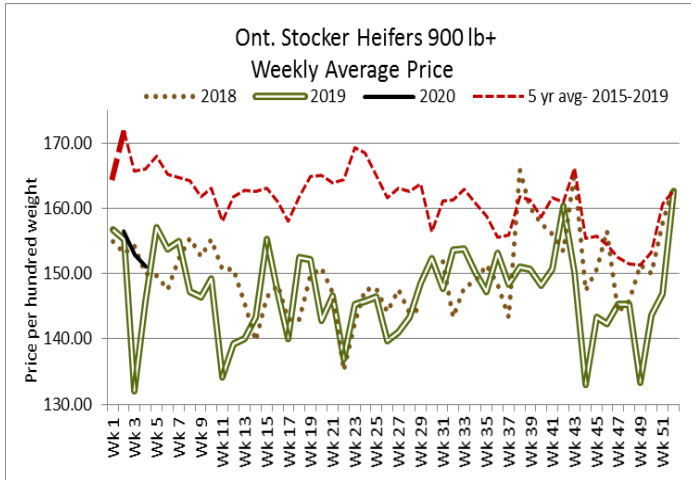
	Price Range	Average	Top
Cows	39.00-81.49	58.29	94.99
Veal over 600 lbs	80.00-130.00	116.59	130.00



ONTARIO STOCKER & FEDER TRADE

Stocker sale at Brussels Livestock: January 17, 2020 – 1,093 Stockers

Steers	Price Range	Average	Top	Heifers	Price Range	Average	Top
1000+	161.00-189.00	177.87	189.00	900+	153.50-179.25	165.46	180.00
900-999	171.00-192.00	179.82	199.00	800-899	163.00-175.50	170.77	180.00
800-899	176.00-199.50	190.16	212.00	700-799	147.00-179.00	164.71	179.00
700-799	191.00-213.00	203.49	213.00	600-699	155.00-191.00	175.54	203.00
600-699	191.00-230.00	215.22	232.50	500-599	166.00-196.00	185.57	206.00
500-599	221.00-254.00	236.44	255.00	400-499	149.00-185.00	165.19	201.00
400-499	215.00-260.00	238.65	268.00	300-399	135.00-205.00	161.88	205.00
399-	130.00-252.00	206.82	255.00				



Stocker sale at: **Community Livestock Exchange: January 21, 2020 – 135 Stockers**

Steers	Price Range	Average	Top	Heifers	Price Range	Average	Top
500-599	137.50-242.49	216.59	242.49	700-799	100.00-140.99	124.39	180.00
400-499	202.49-247.99	224.59	247.99	600-699	105.00-180.00	145.39	180.00
				500-599	107.49-195.50	155.20	195.50
				400-499	110.00-200.00	168.79	200.00

Stocker sale at: **Renfrew Pontiac Livestock: January 21, 2020 – 364 Stockers**

Steers	Price Range	Average	Top	Heifers	Price Range	Average	Top
700-799	162.00-208.99	192.70	208.99	700-799	118.99-178.00	154.20	178.00
600-699	127.49-233.99	212.59	233.99	600-699	102.49-184.49	157.29	184.49
500-599	162.50-243.99	225.19	243.99	500-599	102.49-189.99	166.70	189.99
400-499	137.50-258.00	217.89	258.00	400-499	100.00-181.00	158.80	181.00
399-	180.00-260.00	225.49	260.00	300-399	100.00-180.00	145.70	180.00

Stocker sale at **Ontario Livestock Exchange, January 22, 2020- 419 stockers**

Steers	Price Range	Average	Top	Heifers	Price Range	Average	Top
1000+	180.00-195.50	188.31	195.50	900+	N/T		
900-999	182.00-198.00	193.09	198.00				
800-899	191.00-203.00	195.94	203.00				

Stocker sale at **Ontario Livestock Exchange: January 23, 2020 – 223** Stockers

Steers	Price Range	Average	Top	Heifers	Price Range	Average	Top
700-799	152.50-170.00	165.36	170.00	500-599	140.00-190.00	166.25	190.00
600-699	184.00-195.00	188.69	195.00	400-499	140.00-172.50	160.56	172.50
500-599	175.00-190.00	185.21	212.50	300-399	130.00-180.00	173.70	200.00
400-499	180.00-220.00	206.04	220.00				

Stocker sale at **Ottawa Livestock Exchange: January 23, 2020 – 126** Stockers

Steers	Price Range	Average	Top	Heifers	Price Range	Average	Top
600-699	178.00-222.00	199.40	222.00	600-699	128.00-158.00	148.00	158.00
500-599	160.00-216.00	194.31	240.00	500-599	116.00-176.00	146.00	184.00
400-499	156.00-230.00	199.25	230.00	400-499	112.00-162.00	142.14	180.00

Stocker sale at **Ontario Stockyards Inc: January 23, 2020 – 836** Stockers

Steers	Price Range	Average	Top	Heifers	Price Range	Average	Top
700-799	183.00-223.50	207.57	223.50	700-799	152.50-194.00	176.75	199.00
600-699	198.00-238.00	222.25	242.50	600-699	157.50-209.00	177.83	223.00
500-599	195.00-249.50	228.07	253.00	500-599	150.00-195.00	173.94	219.00
400-499	199.00-264.00	235.45	264.00	400-499	147.50-195.00	172.40	224.00
399-	185.00-278.00	233.72	278.00	300-399	142.50-170.00	155.96	197.50

ONTARIO STOCKER & FEEDER TRADE

Stocker sale at **Community Livestock Exchange: January 17, 2020 – 993** Stockers- Quinte Cattlemen's Sale

Steers	Price Range	Average	Top	Heifers	Price Range	Average	Top
800-899	161.00-202.00	194.99	202.00	800-899	102.49-170.99	157.69	170.99
700-799	150.00-216.99	207.60	216.99	700-799	109.00-189.50	169.50	189.50
600-699	164.99-237.99	216.59	237.99	600-699	130.00-210.00	187.59	210.00
500-599	167.50-270.00	242.39	270.00	500-599	135.00-220.99	199.79	220.99
400-499	139.99-260.00	229.59	260.00	400-499	139.99-247.99	199.19	247.99
399-	189.99-270.00	236.90	270.00	300-399	139.99-210.00	172.50	210.00

There was an excellent offering of 993 comprised of 580 steers and 413 heifers. Demand was strong and sustained. Both steer and heifer prices were well above Ontario market averages in all weight categories in which our sale had numbers sufficient to make a valid comparison. There were 66 consignors and 31 purchasing buyers.

LIVE CATTLE EXPORTS-ONTARIO

	Week ending Jan 4, 2020	Week ending Dec 28, 2019	Year to Date 2020
Total live slaughter cattle exported from Ontario to the U.S.	2,191	2,335	2,191
Steers & Heifers & Cows	1,930	2,225	1,931
Bulls	261	110	261

FEDERALLY INSPECTED CANADIAN PROCESSING - 2020

	Week Ending January 18, 2020	# of hd change from week ago	YTD	% Change (Week Ago)	% Change (Year Ago)
Grand Total	60,131	+3,425	162,176	+6%	+2%
Western Slaughter	47,810	+4,322	126,411	+10%	+4%
Eastern Slaughter	12,321	-897	35,765	-7%	-6%

AVERAGE CARCASS WEIGHTS – CANADA

	Steers	Heifers
January 18, 2020	914	833
January 11, 2020	912	834
January 19, 2019	944	862

USDA ESTIMATED CATTLE PROCESSING VOLUME

	Week Ending January 25, 2020	Previous Week	Year Ago
Grand Total	647,000	631,000	608,000

ALBERTA DIRECT TRADE

For the week ending January 23 2020

Steers	Live FOB	162.25	Rail FOB	269.50-273.50
Heifers	Live FOB	163.00	Rail FOB	169.50-273.50

U.S. TRADE (U.S. funds)

For the week ending January 23, 2020

Choice and Select Steers and Heifers:	Live	119.00-127.00
	Rail	198.00-199.50

QUEBEC ELECTRONIC AUCTION MARKET (F.O.B. THE FEEDLOT)

	Price	Change from Last Week
For the week ending January 23, 2020	248.00-251.00	-1.30

CANADIAN BOXED BEEF CUT-OUT VALUES

Week Ending	AAA	AA
Dec 20, 2019	2.8197	2.6495
Dec 13, 2019	2.9230	2.6918
Dec 6, 2019	2.9501	2.7404

U.S. BOXED BEEF CUT-OUT VALUES (U.S. funds)

	Choice 600-900	Select 600-900
Current Five Day Average:	214.72	212.58

BEEF EXPORTS – CANADA

	United States Jan 1- Nov 30	Change from last year YTD	Mexico Jan 1- Nov 30	Change from last year YTD
Total	294,608 tonnes	+9% or +23,617 tonnes	15,347 tonnes	+7% or +1,005 tonnes
	Japan Jan 1- Nov 30	Change from last year YTD	China Jan 1- Nov 30	Change from last year YTD
Total	45,724 tonnes	+56% or +16,487 tonnes	11,475 tonnes	+32% or +2,800 tonnes

LIVE CATTLE – CANADA

IMPORTS		Import % change from 2018 YTD	EXPORTS		Export % change from 2019 YTD
Jan 1- Nov 30			Jan 1- Jan 11/20		
Pure bred	4,564	-11%	Slaughter steers & heifers & cows	14,491	+2%
Non-pure bred	202,385	+34%	Feeder cattle & calves	1,251	-45%
			Bulls	1,070	+42%

BEEF PRODUCTION – CANADA

	Jan 1 – Jan 18/20	Last Year Same Time	% Change
Fed	52,873 tonnes	51,762 tonnes	+2%
Non-fed	9,901 tonnes	11,084 tonnes	-11%

BEEF IMPORTS – CANADA

	Jan 1 – Jan 18/20	Last Year Same Time	% Change
United States	6,257 tonnes	6,421 tonnes	-3%
Non-CUSMA	826 tonnes	4,208 tonnes	-80%
EU-28 (beef/veal total)	225 tonnes	154 tonnes	+46%
Total	7,537 tonnes	11,109 tonnes	-32%

CHICAGO MERCANTILE EXCHANGE

Closing quotes on futures today were as follows:

Live Cattle		Feeder Cattle		Corn		Soybeans		Canadian \$	
Feb	124.85 +0.17	Jan	141.85 -0.92	Mar	3.872 -6.4	Mar	9.020 -7.4	Spot	76.09 -0.07
Apr	124.30 +0.12	Mar	139.67 -0.85	May	3.926 -5.6	May	9.156 -7.4	Mar	76.09 -0.07
Jun	116.02 -0.30	Apr	142.50 -0.97	Jul	3.976 -5.4	Jul	9.294 -7.4	Jun	76.10 -0.08
Aug	113.62 -0.22	May	144.47 -0.67	Sep	3.956 -5.0	Aug	9.342 -7.4	Sep	76.11 -0.08
Oct	116.15 -0.37	Aug	151.30 -0.42	Dec	3.982 -5.0	Sep	9.342 -7.6	Dec	76.12 -0.08
Dec	119.45 -0.17	Sep	152.37 -0.57	Mar	4.076 -5.2	Nov	9.386 -8.4	Mar	76.11 -0.07

Beef Farmers of Ontario, 130 Malcolm Road, Guelph, ON N1K 1B1 Phone: (519) 824-0334 Fax: (519) 824-9161 or email: markets@ontariobeef.com

UPCOMING FALL STOCKER AND FEEDER SALES

Jan 31	5:00 pm	Keady Livestock Market	Special Bred Cow & Bred Heifer Sale
Feb 12	10:00 am	Kawartha Lakes Community Sale Barn	Peterborough/Victoria Counties Stocker Sale

Comments for the week ending January 23, 2020

Lighter receipts of 454 fed steers and heifers sold through auction markets this week, down 122 from last week but 222 more than this time last year. Fed steers traded from \$135.58-\$150.90 averaging \$143.82 up \$0.70 from last week and \$1.83 higher than last year at this time. Fed heifers sold from \$130.67-\$148.30 averaging \$142.41 up \$0.67 from last week and \$3.13 higher than year ago prices. Auction markets reported trade as steady to fully steady with quality considered.

The Ontario railgrade market started out the previous Friday with sales from \$250.00-\$255.00 dressed for steers and \$250.00-\$254.00 for heifers. From Monday onward, trade was reported at \$255.00 delivered cwt. The average price this week was \$252.50 for steers, up \$1.50 from the week, before but \$4.75 below this time last year. The cattle sold this week were for delivery this week out to the third in February.

Lighter receipts of cull/fed cows sold through auction markets this week at 2,770 head, down 238 head from last week but 380 more than this time last year. Cows traded from \$46.16-\$67.74 averaging \$55.99 up \$2.16 from last week on average, but \$2.29 below year ago prices. Auction markets reported trade as active, with prices steady to strong early week, with mid-week prices reported as steady to fully steady. As the week progressed, trade was stronger, up to \$2.00-\$5.00 cwt higher in spots.

4,310 stocker and feeder cattle sold through auction markets this week, down 129 head from last week but 632 more than the same week last year. Auction markets reported active trading on a good demand, with prices steady, with good cattle trading higher according to quality. Good quality heavier steers were noted up \$2.00 cwt by mid-week. The market ended the week steady to stronger on all weights and classes. Actual average prices this week saw steers 400-500 lbs up \$4.59 from last week on average, 500-600 lbs up \$4.60, 600-700 lbs up \$0.36, 700-800 lbs up \$4.00, 800-900 lbs up \$9.84, 900-1000 lbs down \$0.43 and steers 1000 lbs and over averaged \$8.12 higher than last week on average. Heifers from 300-400 lbs were up \$2.18 from last week's weighted average price, heifers 400-500 lbs were down \$0.42, 500-600 lbs down \$3.83, 600-700 lbs down \$6.91, 700-800 lbs up \$1.85, 800-900 lbs down \$12.17 and heifers 900 lbs and over averaged \$1.88 below last week on average.

The Quebec electronic market this week ranged from \$248.00-\$251.00 dressed, down \$1.30 from last week on average.

Alberta direct trade, was light on Wednesday with prices fully steady to last week at \$275.00 cwt delivered on a dressed basis. By Thursday, trade continued at the \$275.00 delivered price which is steady, for cattle being delivered early February. Canfax noted cattle that sold for delivery late February were \$2.00-\$3.00 lower around \$272.50-\$273.00. On a picked up basis, Canfax reported live sales from \$162.25-\$163.00 with steers averaging \$162.35 down \$1.36 on average, while heifers averaged \$163.00 down \$0.39. Dressed deals on a picked up basis ranged from \$269.50-\$273.50 with steers averaging \$273.25 up \$0.15 and heifers \$272.87 up \$0.05 from last week's weighted average prices.

The US cash cattle trade for the week ending January 17th, was steady in the south from \$123.00-\$124.00 live, while business in the north was \$1.00 lower with trade from \$197.00-\$200.00 dressed, mostly \$199.00. Final results for the week listed by the USDA Mandatory Price Report, saw live sales from \$122.50-\$127.00, with steers and heifers both averaging \$124.03 down \$0.44 on the steers and \$0.33 lower for the heifers. On the rail, dressed trade for the week ranged from \$197.00-\$200.00 dressed, with steers averaging \$199.04 down \$0.70 with heifers averaging \$198.60 down \$1.16 from the previous week.

This week, the market was quiet until Wednesday, with the first deals reported at the online auction where there were 561 head on offer, in 4 lots with delivery in 1-9 days. All lots were asking \$124.00 live with only one lot selling at \$124.00 while the remaining three lots received no bids. In the afternoon, a light to moderate trade developed in the south with sales from \$119.00-\$126.50 live, majority of trade at \$124.00 live which is fully steady to last week. A light test in the north Wednesday, was also fully steady with deals from \$198.00-\$199.00 dressed, mostly \$199.00 with a few sales at \$124.00 on a live basis. Thursday saw continued light to moderate trade in the north with live sales at \$124.00, steady to last week, while dressed deals ranged from \$198.00-\$199.50, steady to \$1.00 lower. Today a little clean up trade is possible, but at this point it appears the bulk of trade for this week is completed. Asking prices on the few remaining cattle are reported at \$126.00-\$127.00 live and \$202.00 dressed.