



Weekly Market Information Report for the week ending Thursday January 30, 2020

The following information is collected from various sources and disseminated by Beef Farmers of Ontario.

ONTARIO DIRECT TO PACKER RAILGRADE CATTLE TRADE

Prices are on a carcass weight basis before grade and weight discounts. Weekly Range:

A Grade Steers No bids or sales report

A Grade Heifers No bids or sales report

ONTARIO LIVE CATTLE TRADE

Ontario auction sales this week saw weighted average price ranges for:

FED CATTLE	Volume	Price Range	Average	Top	Last Week Avg
Large Frame Steers +1250	151	122.92-151.56	145.21	162.50	145.56
Medium Frame Steers +1250	79	126.97-147.70	139.91	155.00	140.67
Large & Medium Frame Steers +1250	230	123.35-150.40	143.43	162.50	143.82
Large Frame Heifers +1000	87	134.30-147.75	141.91	153.50	140.88
Medium Frame Heifers +1000	102	105.06-144.59	130.28	155.00	141.27
Large & Medium Frame Heifers +1000	189	119.49-147.00	136.88	155.00	142.41
Fed steers, Dairy & Dairy Cross +1250	88	100.38-114.20	106.22	124.50	106.21
Fed heifers, Dairy & Dairy Cross +1000	99	64.90-97.28	83.11	106.00	85.35
Cows - All Weights	3,192	49.19-71.87	59.24	120.50	55.99
Bulls - All Weights	113	74.17-102.08	87.61	148.19	81.16

STOCKERS - Large and Medium Frame

STEERS	Volume	Price Range	Average	Top	Last Week Avg
1000+	403	163.36-186.04	176.94	194.50	181.94
900-999	272	173.35-190.27	183.79	197.50	186.47
800-899	321	172.69-199.30	192.89	206.99	192.05
700-799	440	175.02-206.48	194.28	217.00	201.67
600-699	578	186.21-228.59	210.13	239.00	214.82
500-599	492	188.56-237.40	216.23	259.00	228.36
400-499	272	189.06-246.19	220.53	273.00	227.07
-399	94	177.30-228.10	203.88	282.00	203.70
HEIFERS	Volume	Price Range	Average	Top	Last Week Avg
+900	181	138.90-166.57	152.45	182.50	151.06
800-899	254	159.13-180.23	169.66	188.25	148.61
700-799	249	133.01-175.09	157.64	193.00	160.89
600-699	414	150.53-187.99	172.01	205.50	175.48
500-599	383	145.70-187.95	170.56	205.00	178.70
400-499	246	140.41-177.86	158.81	223.00	168.36
300-399	101	147.42-174.32	162.83	265.00	161.46
-299	22	122.68-155.86	139.86	200.00	144.67

At Kawartha Lakes Community Sale Barn, January 25, 2020 – 183 cows, 6 bull, 45 stockers, 33 veal, 81 fed cattle

	Price Range	Avg.	Top
Fed Steers, 1250 lbs and over	111.00-149.50	145.58	149.50
Cows	48.00-73.00	58.21	89.00
Veal 600 lbs and over	74.00-150.00	93.43	150.00

Denfield Livestock Exchange Inc., January 21, 2020: 64 Fed Cattle, 51 Veal, 6 Bulls, 127 Cows

	Price Range	Average	Top
Large & Medium Frame Fed Steers +1250 lbs	137.00-153.00	146.72	160.00
Large & Medium Frame Fed Heifers +1000 lbs	69.00-142.00	109.38	147.25
Cows	43.00-66.50	53.99	94.50
Veal over 600 lbs	105.00-123.50	113.05	129.00

At Aylmer Stockyards Inc.: January 29, 2020- 60 veal, 301 Cows, 30 fed cattle, 42 bulls, 55 stockers

	Price Range	Average	Top
Fed Heifers, Dairy & Dairy Cross	55.00-104.49	84.69	104.49
Cows	40.99-84.99	60.99	120.50
Veal over 600 lbs	70.99-153.00	115.70	153.00

187 replacement calves sold from \$5.00 to \$385.00, averaging \$101.76 per head.

ONTARIO STOCKER & FEEDER TRADE

Stocker sale at Brussels Livestock: January 24, 2020 – 1,053 Stockers

Steers	Price Range	Average	Top	Heifers	Price Range	Average	Top
1000+	157.50-188.00	176.64	188.00	900+	169.50-182.50	176.08	182.50
900-999	171.75-195.75	187.22	195.75	800-899	162.00-187.00	176.33	187.00
800-899	173.00-197.50	190.24	197.50	700-799	109.00-167.00	141.47	180.00
700-799	175.00-211.00	196.39	211.00	600-699	151.00-180.00	165.58	180.50
600-699	200.50-227.75	215.43	236.00	500-599	155.00-196.00	179.14	196.00
500-599	205.00-250.00	227.53	259.00	400-499	145.00-181.00	163.20	209.00
400-499	196.00-267.00	236.44	270.00	300-399	145.00-165.00	154.60	168.00
399-	165.00-225.0	205.31	252.00				

Stocker sale at Vankleek Hill Livestock Exchange: January 27, 2020 – 86 Stockers

Steers	Price Range	Average	Top	Heifers	Price Range	Average	Top
600-699	184.00-233.00	213.12	233.00	500-599	166.00-180.00	174.28	180.00
500-599	206.00-235.00	222.25	235.00				
400-499	208.00-220.00	214.71	220.00				

Stocker sale at: Community Livestock Exchange: January 28, 2020 – 133 Stockers

Steers	Price Range	Average	Top	Heifers	Price Range	Average	Top
700-799	164.99-188.00	182.80	187.00	600-699	125.00-179.00	139.10	179.00
600-699	170.99-218.99	201.79	218.99	500-599	119.99-188.99	153.89	188.99
500-599	125.00-229.99	191.99	229.99	400-499	169.99-189.99	184.80	189.99
400-499	185.00-258.99	243.39	258.99				

Stocker sale at: Keady Livestock Market: January 28, 2020 – 659 Stockers

Steers	Price Range	Average	Top	Heifers	Price Range	Average	Top
1000+	181.00-189.00	185.83	189.00	900+	118.00-159.50	143.73	159.50
900-999	180.00-192.25	189.32	192.25	800-899	142.50-177.50	161.03	177.50
800-899	190.00-204.50	198.70	204.50	700-799	145.00-177.00	163.87	177.00
700-799	190.00-204.50	198.63	212.00	600-699	172.00-187.50	183.92	187.50
600-699	209.00-220.50	214.52	220.50	500-599	168.00-205.00	191.33	205.00
500-599	213.50-246.00	226.77	246.00	400-499	157.00-211.00	176.43	223.00
400-499	225.00-260.00	242.05	260.00				
399-	214.00-240.00	228.10	240.00				

Stocker sale at: **Renfrew Pontiac Livestock: January 28, 2020 – 296** Stockers

Steers	Price Range	Average	Top	Heifers	Price Range	Average	Top
800-899	132.49-206.99	200.30	206.99	600-699	131.00-188.99	172.19	188.99
700-799	162.00-208.49	198.59	208.49	500-599	112.50-170.50	158.09	170.50
600-699	150.00-235.99	213.30	235.99	400-499	131.00-148.99	138.50	148.99
500-599	135.00-243.99	213.79	243.99				
400-499	181.00-249.00	228.69	249.00				
399-	150.00-227.49	177.69	227.49				

Stocker sale at **Ontario Livestock Exchange, January 29, 2020- 380** stockers

Steers	Price Range	Average	Top	Heifers	Price Range	Average	Top
1000+	174.00-194.50	187.12	194.50	900+	169.00-177.50	173.96	177.50
900-999	187.00-197.50	193.02	197.50	800-899	186.50-188.25	187.43	188.25
800-899	188.00-196.50	193.37	196.50				
700-799	146.00-191.00	176.90	191.00				

Stocker sale at **Vankleek Hill Livestock Exchange, January 29, 2020- 334** stockers

Steers	Price Range	Average	Top	Heifers	Price Range	Average	Top
800-899	156.00-188.00	182.15	188.00	800-899	130.00-156.00	138.47	156.00
700-799	176.00-204.00	191.15	208.00	700-799	132.00-171.00	152.96	171.00
600-699	174.00-231.00	196.08	231.00	600-699	138.00-179.00	159.71	179.00
500-599	178.00-234.00	206.56	250.00	500-599	126.00-174.00	152.71	174.00
400-499	146.00-234.00	172.81	234.00	400-499	112.00-170.00	137.12	170.00
399-	180.00-210.00	193.24	210.00				

Stocker sale at **Ontario Livestock Exchange: January 30, 2020 – 349** Stockers

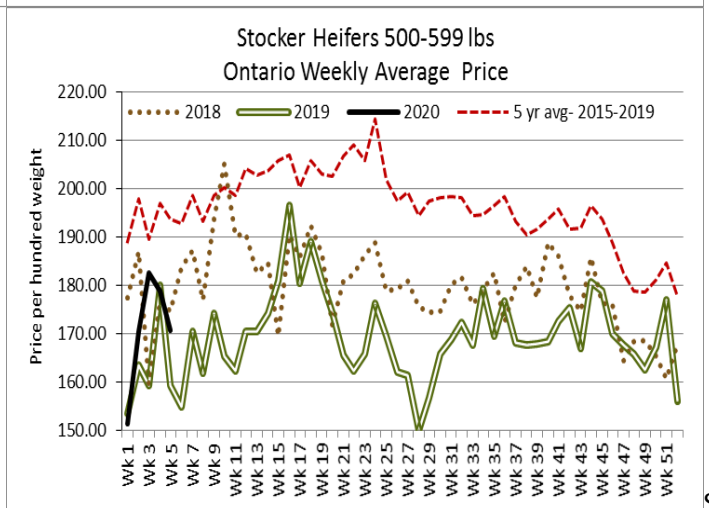
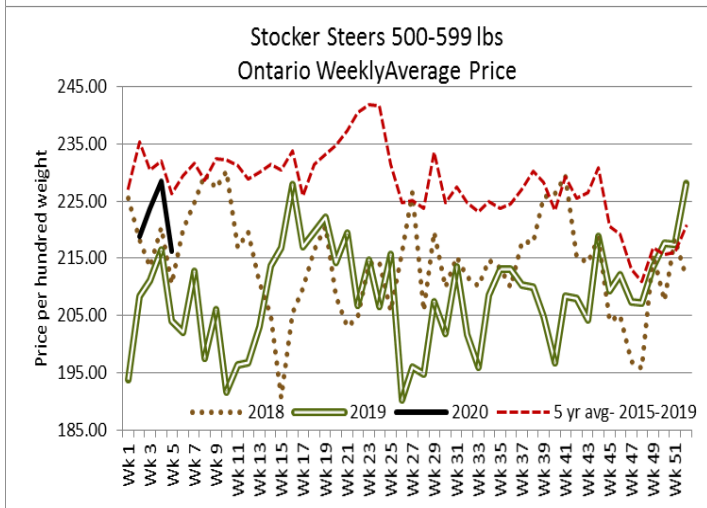
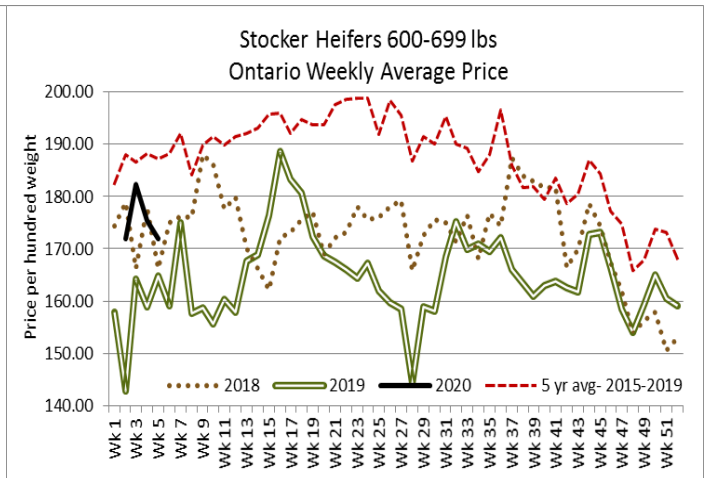
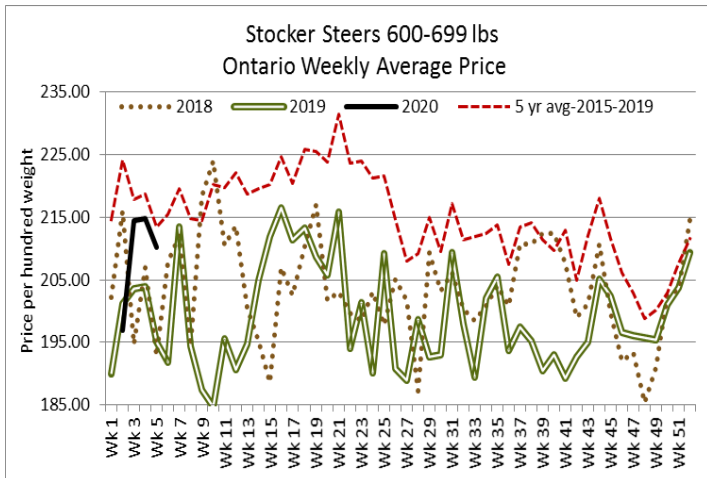
Steers	Price Range	Average	Top	Heifers	Price Range	Average	Top
700-799	172.50-199.00	190.52	199.00	700-799	122.50-169.00	141.42	169.00
600-699	141.00-215.00	183.64	225.00	600-699	75.00-152.50	111.94	197.50
500-599	157.50-223.00	193.91	227.50	500-599	117.50-177.50	153.66	182.50
400-499	150.00-215.00	184.50	215.00	400-499	120.00-152.50	134.77	162.50
				300-399	135.00-180.00	158.25	180.00

Stocker sale at **Ottawa Livestock Exchange: January 30, 2020 – 93** Stockers

Steers	Price Range	Average	Top	Heifers	Price Range	Average	Top
600-699	175.00-204.00	185.33	218.00	500-599	122.00-146.00	135.40	158.00
500-599	154.00-239.00	193.40	239.00				
400-499	140.00-209.00	181.58	242.00				

Stocker sale at **Ontario Stockyards Inc: January 30, 2020 – 944** Stockers

Steers	Price Range	Average	Top	Heifers	Price Range	Average	Top
1000+	60.00-112.00	74.51	127.00	900+	68.50-171.00	111.90	171.00
900-999	117.50-175.00	134.28	180.00	800-899	120.00-174.00	143.70	174.00
800-899	157.50-191.00	181.08	194.00	700-799	150.00-182.50	168.41	188.00
700-799	185.00-216.00	200.80	216.00	600-699	164.00-200.00	184.44	205.50
600-699	184.00-237.00	216.14	239.00	500-599	151.00-192.50	172.05	203.00
500-599	212.50-244.00	233.54	259.00	400-499	150.00-189.00	172.40	213.00
400-499	217.50-261.00	240.46	273.00	300-399	150.00-180.00	168.10	265.00
399-	227.50-282.00	256.30	282.00	299	156.00-170.00	163.90	200.00



ONTARIO STOCKER & FEEDER TRADE

Stocker sale at **Denfield Livestock Exchange: January 25, 2020 – 389 Stockers-**

Steers	Price Range	Average	Top	Heifers	Price Range	Average	Top
900-999	194.00-195.00	194.22	195.00	900+	163.00-175.00	166.00	175.00
700-799	175.00-217.00	193.69	217.00	800-899	174.00-185.75	179.52	187.50
600-699	184.00-225.00	204.54	225.00	700-799	130.00-193.00	173.90	193.00
500-599	187.00-197.00	190.00	206.00	600-699	169.00-195.00	186.71	195.00
399-	178.00-192.50	187.63	210.00	500-599	150.00-180.00	170.43	180.00
				300-399	165.00-181.00	175.08	181.00

Yearlings sold strong, while light cattle sold under pressure with little demand.

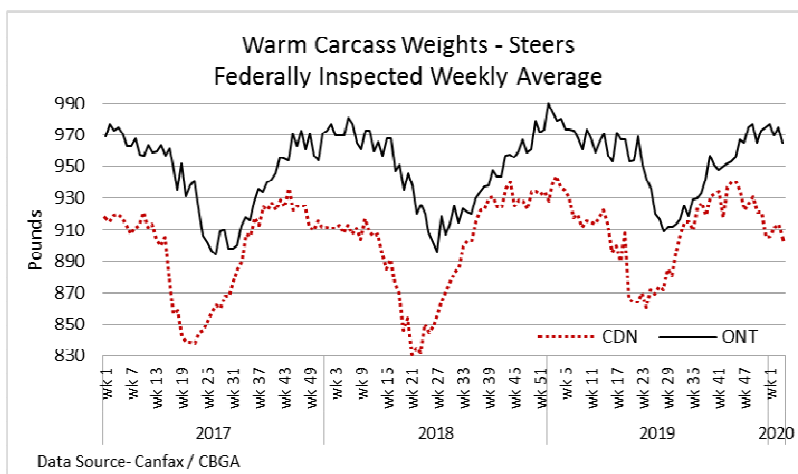
LIVE CATTLE EXPORTS-ONTARIO

Week ending Jan 11, 2020 Week ending Jan 4, 2020 Year to Date 2020

Total live slaughter cattle exported from Ontario to the U.S.	3,244	2,191	5,534
Steers & Heifers & Cows	2,680	1,930	4,610
Bulls	564	261	825

FEDERALLY INSPECTED CANADIAN PROCESSING

	Week Ending January 25, 2020	# of hd change from week ago	YTD	% Change (Week Ago)	% Change (Year Ago)
Grand Total	55,361	-4,770	217,537	-8%	+0%
Western Slaughter	43,221	-4,589	169,632	-10%	+3%
Eastern Slaughter	12,140	-181	47,905	-1%	-8%



AVERAGE CARCASS WEIGHTS – CANADA

	Steers	Heifers
January 25, 2020	904	832
January 18, 2020	914	933
January 26, 2019	937	862

USDA ESTIMATED CATTLE PROCESSING VOLUME

	Week Ending February 1, 2020	Previous Week	Year Ago
Grand Total	637,000	647,000	593,000

ALBERTA DIRECT TRADE

For the week ending January 30, 2020

Steers	Live FOB	158.00	Rail FOB	262.00-268.50
Heifers	Live FOB	156.00	Rail FOB	263.50

U.S. TRADE (U.S. funds)

For the week ending January 30, 2020

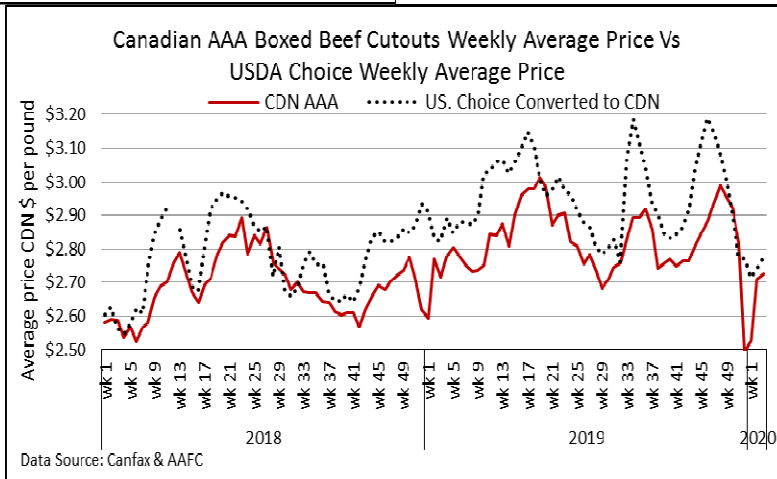
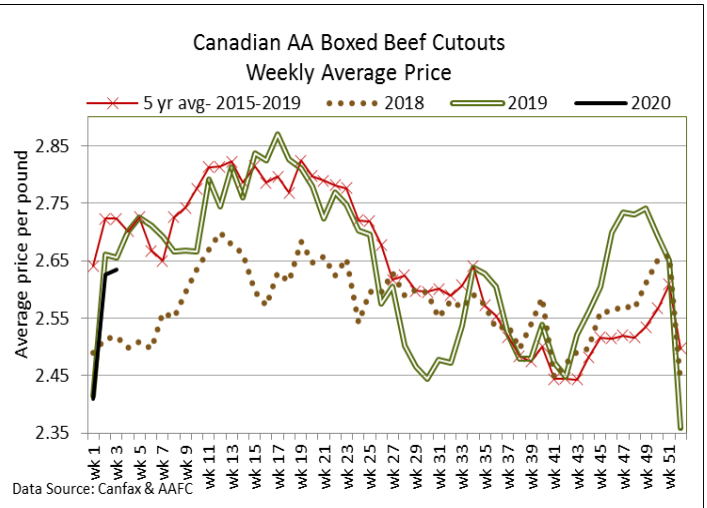
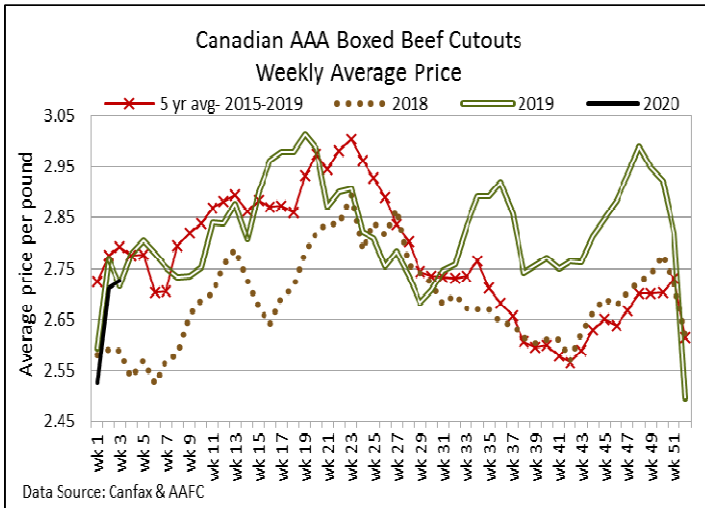
Choice and Select Steers and Heifers:	Live	120.00-124.00
	Rail	194.00-196.00

QUEBEC ELECTRONIC AUCTION MARKET (F.O.B. THE FEEDLOT)

	Price	Change from Last Week
For the week ending January 30, 2020	249.50-250.00	+0.42

CANADIAN BOXED BEEF CUT-OUT VALUES

Week Ending	AAA	AA
January 17, 2020	2.7270	2.6350
January 10, 2020	2.7112	2.6265
January 3, 2020	2.5257	2.4096
Dec 27, 2019	2.4952	2.3589
Dec 20, 2019	2.8197	2.6495



U.S. BOXED BEEF CUT-OUT VALUES (U.S. funds)

	Choice 600-900	Select 600-900
Current Five Day Average:	213.56	211.36

BEEF EXPORTS – CANADA

	United States	Change from last year YTD	Mexico	Change from last year YTD
	Jan 1- Nov 30		Jan 1- Nov 30	
Total	294,608 tonnes	+9% or +23,617 tonnes	15,347 tonnes	+7% or +1,005 tonnes
	Japan	Change from last year YTD	China	Change from last year YTD
	Jan 1- Nov 30		Jan 1- Nov 30	
Total	45,724 tonnes	+56% or +16,487 tonnes	11,475 tonnes	+32% or +2,800 tonnes

LIVE CATTLE – CANADA

IMPORTS			Import % change from 2018 YTD	EXPORTS			Export % change from 2019 YTD
Jan 1- Nov 30				Jan 1- Jan 18/20			
Pure bred	4,564		-11%	Slaughter steers & heifers & cows	24,455		+1%
Non-pure bred	202,385		+34%	Feeder cattle & calves	2,456		-55%
				Bulls	1,478		+4%

BEEF PRODUCTION – CANADA

	Jan 1 – Jan 25/20	Last Year Same Time	% Change
Fed	70,893 tonnes	69,855 tonnes	+1%
Non-fed	13,278 tonnes	15,483 tonnes	-14%

BEEF IMPORTS – CANADA

	Jan 1 – Jan 25/20	Last Year Same Time	% Change
United States	8,576 tonnes	8,594 tonnes	0%
Non-CUSMA	1,273 tonnes	5,457 tonnes	-77%
EU-28 (beef/veal total)	374 tonnes	161 tonnes	+132%
Total	10,566 tonnes	14,677 tonnes	-28%

CHICAGO MERCANTILE EXCHANGE

Closing quotes on futures today were as follows:

Live Cattle			Feeder Cattle			Corn			Soybeans			Canadian \$		
Feb	121.37	-0.40	Mar	136.07	+0.42	Mar	3.812	+1.6	Mar	8.724	-3.6	Spot	75.57	-0.08
Apr	119.67	-0.52	Apr	137.52	+0.40	May	3.864	+1.6	May	8.866	-3.6	Mar	75.57	-0.07
Jun	111.57	-0.45	May	139.70	+0.42	Jul	3.910	+1.4	Jul	9.004	-3.6	Jun	75.58	-0.08
Aug	109.77	-0.17	Aug	146.87	+0.55	Sep	3.876	+0.4	Aug	9.054	-3.6	Sep	75.57	-0.09
Oct	12.82	+0.07	Sep	148.60	+0.70	Dec	3.906	+0.2	Sep	9.064	-4.2	Dec	75.56	-0.09
Dec	117.02	+0.15	Oct	149.60	+0.95	Mar	4.004	+0.2	Nov	9.122	-3.6	Mar	75.54	-0.08

Beef Farmers of Ontario, 130 Malcolm Road, Guelph, ON N1K 1B1 Phone: (519) 824-0334 Fax: (519) 824-9161 or email: markets@ontariobeef.com

UPCOMING FALL STOCKER AND FEEDER SALES

Jan 31	5:00 pm	Keady Livestock Market	Special Bred Cow & Bred Heifer Sale
Feb 12	10:00 am	Kawartha Lakes Community Sale Barn	Peterborough/Victoria Counties Stocker Sale
Mar 13	11:00 am	Community Livestock Exchange	Quinte Cattlemen'
Mar 21	11:00 am	Denfield Livestock Exchange	Stocker & Bred Cow, Cow/Calf Pair Sale

Comments for the week ending January 30, 2020

There were 419 fed steers and heifers sold through auction markets this week, down 35 head from last week but 304 more than the same time last year. Last year volumes were lower due to the extreme cold and blowing snow. Fed steers ranged from \$123.35-\$150.40 averaging \$143.43 down \$0.39 from last week and \$0.91 above year ago prices. Fed heifers sold from \$119.49-\$147.00 averaging \$136.88 down \$5.53 from last week and \$1.49 lower than year ago prices. Auction markets reported trade as steady to fully steady and strong, with quality considered.

The Ontario railgrade market was very quiet this week with no bids or sales reported. Packers have sufficient numbers of cattle procured at this time. Last year at this time the market was in the same position with packers bought out front as market ready volumes were larger. With the commodity markets under severe pressure due to the nervousness surrounding the Coronavirus and beef demand moving forward, it is anticipated that when bids start to resurface they are not going to be stronger. The last reported dressed trade in Ontario was from \$250.00-\$255.00 dressed for steers and heifers the week ending January 23rd.

The Canadian Boxed Beef Report, by Kevin Grier, this week notes: "Beef demand in Canada has been predictable, steady but seasonally slower. Prices in Canada were steady to higher. A weaker Canadian dollar provided support for Canadian pricing. With that said, the rib remains a bargain. The coronavirus has weighed down commodity markets, including cattle. That has changed the market tone from firm to weak." The report also notes Canadian buyer activity as "Distributors are staying hand to mouth as they watch the futures and wait for ends to break. February ads will not be strong for beef given the skyrocketing prices later last year when these ads were planned."

Considerably larger receipts of cull/fed cows sold at stronger prices this week, with 3,192 head sold through auctions up 422 from last week and 1,321 more than this time last year. Cows sold from \$49.19-\$71.87 averaging \$59.24 up \$3.25 from last week and \$1.37 above year ago prices. Auction markets reported active trading on good demand with prices steady to stronger, with prices up \$4.00-\$5.00 cwt in spots.

4,722 stocker and feeder cattle sold through auction markets this week up 412 head from last week and 2,072 more than this time last year (which was very light due to extreme winter weather). Auction markets reported active trading on a good demand with prices from steady to stronger, with one market noting lighter weights as under pressure. Actual average prices this week saw steers 400-500 lbs down \$6.54 from last week, 500-600 lbs down \$12.13, 600-700 lbs down \$4.69, 700-800 lbs down \$7.39, 800-900 lbs up \$0.84, 900-1000 lbs down \$2.18 and steers 1000 lbs and over averaged \$5.00 below last week's weighted average prices. Heifers 300-400 lbs were up \$1.37, 400-500 lbs down \$9.55, 500-600 lbs down \$8.14, 600-700 lbs down \$3.47, 700-800 lbs down \$3.25, 800-900 lbs up \$21.05 and heifers 900 lbs and over averaged \$1.39 stronger than last week on average. All categories of cattle are stronger than last year at this time with the exception of steers 900-1000 lbs which are down \$2.00 cwt.

The Quebec electronic market this week ranged from \$249.50-\$250.50 dressed, up \$0.42 from last week on average.

Alberta direct trade this week started on Wednesday with light trade at prices \$7.00 cwt lower at \$156.00 live, on a picked up basis. Canfax reported dressed deals at \$270.00 delivered for the first two weeks in February delivery, which is down \$2.00-\$5.00 from last week's prices. But, as those weeks filled prices declined to \$265.00 cwt delivered on a dressed basis, down around \$10.00 from last week. Thursday, the market was untested. Canfax reports: "Dressed bids were reported from 262.00-263.00 delivered. Bids are 7.00-8.00 lower than prices seen on Tuesday and are 12.00-13.00 lower than last week. Needless to say sellers were not motivated to sell cattle. Buyers were indicating cattle that they bought this week would not be picked until the second half of February."

The US cash cattle trade for the week ending January 23rd, was fully steady to the week before. The USDA Mandatory price report for the week saw live sales ranged from \$119.00-\$127.00, with steers averaging \$124.30 up \$0.27 and heifers \$124.18 up \$0.15. On the rail trade ranged from \$196.00-\$199.50 dressed, with steers averaging \$198.79 down \$0.25 on average, while heifers were up \$0.42 at \$199.02 dressed.

This week, the cash market was very quiet to start. This week's offering is larger in the north in volume but smaller in the south. Monday saw no bids or asking prices established as both sides kept a close eye on the board, which was under severe pressure with some contracts down the limit. Ag commodities took a hit as traders fear the economic fall-out from the coronavirus originating in China. Since Monday, the cattle futures have continued to ease but not at the extent that Monday saw, thankfully and by Thursday the downward trend subsided. On Wednesday, the Fed Cattle Exchange online auction was untested as packers resisted asking prices of \$123.00 live. Wednesday afternoon a light test developed on the cash market in parts of the US with a few live sales in the south at \$122.00 down \$2.00 cwt from last week. In the north a few deals were noted from \$194.00-\$196.00, mostly \$195.00-\$196.00 dressed, down \$2.00-\$3.00 from last week's weighted average. Thursday, trade was light to moderate in the south at \$122.00 live, steady to Wednesday but \$2.00 below last week's average. In the north Thursday, a light test developed at \$122.00-\$122.50 live, down \$2.00 from last week. A couple of dressed deals were noted from \$194.00-\$196.00, down \$3.00-\$5.00 from last week but not enough to establish a market. Today, some deals have surfaced in the north from \$195.00-\$195.50 dressed, down \$4.00 from last week. Business could continue in the north but at this time it appears that the south is completed for the week.