



Weekly Market Information Report for the week ending Thursday February 6, 2020

The following information is collected from various sources and disseminated by Beef Farmers of Ontario.

ONTARIO DIRECT TO PACKER RAILGRADE CATTLE TRADE

Prices are on a carcass weight basis before grade and weight discounts. Weekly Range:

A Grade Steers	254.00-255.00
A Grade Heifers	254.00-255.00

ONTARIO LIVE CATTLE TRADE

Ontario auction sales this week saw weighted average price ranges for:

FED CATTLE	Volume	Price Range	Average	Top	Last Week Avg
Large Frame Steers +1250	119	122.57-148.40	137.52	157.00	145.21
Medium Frame Steers +1250	103	118.28-145.55	136.39	150.00	139.91
Large & Medium Frame Steers +1250	222	122.87-148.40	138.85	157.00	143.43
Large Frame Heifers +1000	95	122.92-145.85	138.62	157.00	141.91
Medium Frame Heifers +1000	131	130.53-149.89	140.94	160.00	130.28
Large & Medium Frame Heifers +1000	226	128.20-148.99	140.48	160.00	136.88
Fed steers, Dairy & Dairy Cross +1250	32	100.47-109.00	105.56	109.00	106.22
Fed heifers, Dairy & Dairy Cross +1000	91	71.31-107.35	89.70	143.50	83.11
Cows - All Weights	2,746	49.07-72.89	59.78	107.49	59.24
Bulls - All Weights	106	81.15-106.90	93.71	130.00	87.61

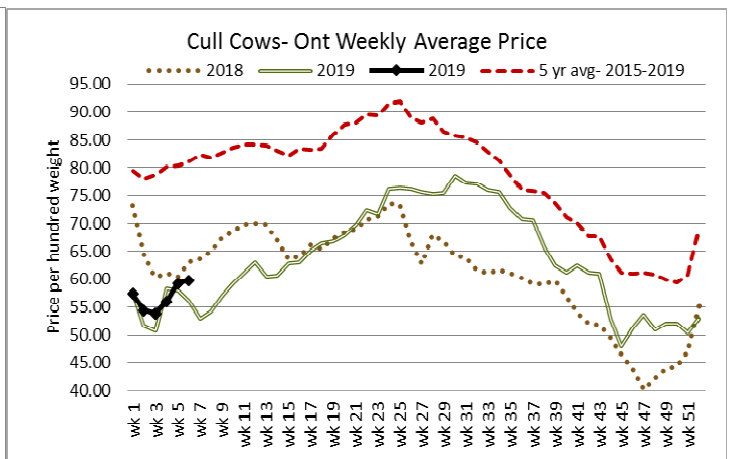
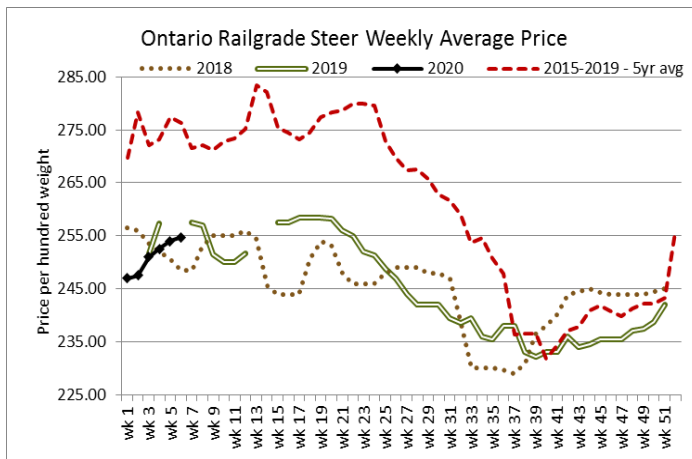
STOCKERS - Large and Medium Frame

STEERS	Volume	Price Range	Average	Top	Last Week Avg
1000+	473	170.95-190.82	180.78	196.00	176.94
900-999	191	185.88-195.89	191.69	198.00	183.79
800-899	145	158.32-184.99	173.90	202.00	192.89
700-799	260	161.72-198.24	182.22	214.00	194.28
600-699	351	160.75-215.56	194.77	238.00	210.13
500-599	387	181.64-238.06	218.01	255.00	216.23
400-499	232	181.36-246.85	220.98	270.00	220.53
-399	103	146.92-223.49	179.41	280.00	203.88
HEIFERS	Volume	Price Range	Average	Top	Last Week Avg
+900	230	134.40-169.10	158.75	179.25	152.45
800-899	93	131.07-160.93	148.31	182.00	169.66
700-799	121	123.64-172.86	149.66	192.00	157.64
600-699	239	139.83-189.34	170.14	206.50	172.01
500-599	277	145.57-187.18	167.83	203.00	170.56
400-499	182	140.87-177.53	160.45	202.50	158.81
300-399	70	116.35-159.34	141.50	205.00	162.83
-299	15	108.13-112.33	111.27	180.00	139.86

ONTARIO STOCKER & FEEDER TRADE

S At Kawartha Lakes Community Sale Barn, February 1, 2020 – 131 cows, 2 bulls, 15 stockers, 61 veal, 3 fed cattle

	Price Range	Avg.	Top
Cows	50.00-84.00	60.85	90.00
Veal 600 lbs and over	70.00-121.00	89.45	122.50
Veal 125 lbs and under	25.00-65.00	39.09	65.00



Denfield Livestock Exchange Inc., February 4, 2020: 130 Fed Cattle, 19 Veal, 2 Bulls, 88 Cows, 15 stockers

	Price Range	Average	Top
Large & Medium Frame Fed Steers +1250 lbs	144.00-157.00	150.44	157.00
Large & Medium Frame Fed Heifers +1000 lbs	145.75-153.75	149.79	160.00
Cows	48.50-65.00	56.25	84.00
Veal over 600 lbs	103.00-126.50	114.34	126.50

At Aylmer Stockyards Inc.: February 5, 2020- 21 veal, 276 Cows, 42 fed cattle, 4 bulls, 16 stockers

	Price Range	Average	Top
Fed Heifers, Dairy & Dairy Cross	78.00-111.00	98.89	111.00
Cows	36.99-83.99	60.89	107.49
Veal over 600 lbs	94.99-131.00	119.19	131.00

ONTARIO STOCKER & FEEDER TRADE

Stocker sale at **Brussels Livestock: January 31, 2020 – 1,137 Stockers**

Steers	Price Range	Average	Top	Heifers	Price Range	Average	Top
1000+	160.25-183.50	172.57	186.00	900+	145.00-179.25	169.43	179.25
900-999	156.00-197.00	184.86	198.00	800-899	151.00-176.00	166.38	176.00
800-899	162.00-183.00	173.97	202.00	700-799	151.50-188.00	168.21	188.00
700-799	173.00-199.00	187.13	209.00	600-699	141.00-182.50	162.18	18.50
600-699	180.00-212.00	202.57	238.00	500-599	143.00-182.00	162.95	187.00
500-599	193.00-241.00	224.12	241.00	400-499	150.00-177.00	163.60	189.00
400-499	175.00-243.00	209.71	60.50	300-399	174.00-183.00	177.75	183.00
399-	167.00-245.00	194.70	260.00				

Stocker sale at: **Community Livestock Exchange: February 4, 2020 – 104 Stockers**

Steers	Price Range	Average	Top	Heifers	Price Range	Average	Top
700-799	110.00-200.00	165.79	200.00	600-699	122.50-188.99	168.39	188.99
600-699	151.00-210.00	187.70	210.00	500-599	115.99-185.00	153.40	185.00
500-599	167.50-250.00	223.89	250.00	400-499	142.50-168.99	153.00	168.99
400-499	164.99-260.00	220.40	260.00				

Stocker sale at: **Renfrew Pontiac Livestock: February 4, 2020 – 341 Stockers**

Steers	Price Range	Average	Top	Heifers	Price Range	Average	Top
700-799	135.00-208.00	178.89	208.00	600-699	114.99-188.99	162.20	188.99
600-699	119.99-214.99	190.30	214.99	500-599	119.99-192.99	166.10	192.99
500-599	157.49-241.00	216.19	241.00	400-499	125.00-183.00	162.29	183.00
400-499	162.50-245.00	228.10	245.00	300-399	105.00-159.00	135.29	159.00

Stocker sale at **Ontario Livestock Exchange, February 5, 2020- 550** stockers

Steers	Price Range	Average	Top	Heifers	Price Range	Average	Top
1000+	180.50-196.00	187.24	196.00	900+	155.00-168.00	164.96	168.00
900-999	193.00-198.00	195.20	198.00				
800-899	185.00-196.00	190.74	196.00				
700-799	151.00-214.00	176.20	214.00				

Stocker sale at **Ontario Livestock Exchange: February 6, 2020 – 357** Stockers

Steers	Price Range	Average	Top	Heifers	Price Range	Average	Top
800-899	115.00-160.00	142.22	180.00	900+	85.00-159.00	138.00	159.00
700-799	135.00-192.50	170.50	192.50	800-899	67.50-130.00	103.18	130.00
600-699	145.00-187.50	168.00	187.50	700-799	55.00-107.00	87.15	184.00
500-599	152.50-249.00	214.25	249.00	600-699	130.00-180.00	153.20	180.00
400-499	72.50-230.00	169.83	230.00	500-599	147.50-187.50	169.31	187.50
3999-	57.50-170.00	108.41	195.00	400-499	132.50-185.00	152.27	202.50

Stocker sale at **Ontario Stockyards Inc: February 6, 2020 – 763** Stockers

Steers	Price Range	Average	Top	Heifers	Price Range	Average	Top
1000+	94.00-169.00	142.75	175.00	900+	110.00-150.00	136.51	150.00
900-999	174.50-182.50	176.42	182.50	800-899	146.00-182.00	164.35	182.00
800-899	160.00-196.25	182.95	196.25	700-799	105.00-184.00	153.29	192.00
700-799	165.00-207.00	187.11	207.00	600-699	157.00-204.50	188.86	206.50
600-699	179.00-228.00	202.82	235.50	500-599	157.50-193.50	174.39	203.00
500-599	190.00-238.00	218.34	255.00	400-499	140.00-177.00	162.15	200.00
400-499	225.00-263.00	246.91	270.00	300-399	105.00-172.50	147.69	205.00
399-	220.00-267.50	246.08	267.50				

ONTARIO BRED COW SALES

Keady Livestock Market, January 31, 2020 - 236 Bred cows, **10** Cow/calf pairs (prices are per head & per pair)

	Exotic and Exotic X	British and British X
Top quality bred cows	\$1400-\$1900	N/T
Avg quality bred cows	\$1000-\$1400	\$900-\$1300
Top quality cow/calf pairs	Up to \$2400	N/T
Avg quality cow/calf pairs	N/T	N/T

Bred heifers and cows sold selectively due to high feed costs.

LIVE CATTLE EXPORTS-ONTARIO

	Week ending Jan 18, 2020	Week ending Jan 11, 2020	Year to Date 2020
Total live slaughter cattle exported from Ontario to the U.S.	3,580	3,244	5,534
Steers & Heifers & Cows	3,391	2,680	4,610
Bulls	189	564	825

FEDERALLY INSPECTED CANADIAN PROCESSING

	Week Ending February 1, 2020	# of hd change from week ago	YTD	% Change (Week Ago)	% Change (Year Ago)
Grand Total	59,302	+3,941	276,839	+7%	+1%
Western Slaughter	45,732	+2,511	215,364	+6%	+4%
Eastern Slaughter	13,570	+1,430	61,475	12%	-6%

AVERAGE CARCASS WEIGHTS – CANADA

	Steers	Heifers
February 1, 2020	903	832
January 25, 2020	904	832
February 2, 2019	935	852

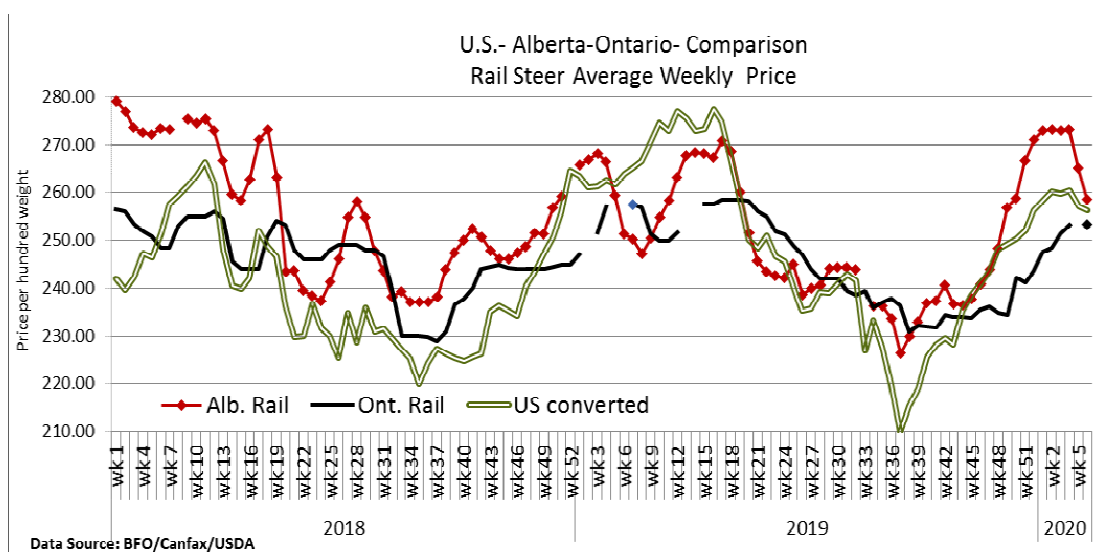
USDA ESTIMATED CATTLE PROCESSING VOLUME

	Week Ending February 8, 2020	Previous Week	Year Ago
Grand Total	631,000	640,000	625,000

ALBERTA DIRECT TRADE

For the week ending February 6, 2020

Steers	Live FOB	152.35	Rail FOB	258.50
Heifers	Live FOB	N/T	Rail FOB	256.50-258.50



U.S. TRADE (U.S. funds)

For the week ending February 6, 2020

Choice and Select Steers and Heifers:	Live	119.50-123.00
	Rail	192.00-194.00

QUEBEC ELECTRONIC AUCTION MARKET (F.O.B. THE FEEDLOT)

	Price	Change from Last Week
For the week ending February 6, 2020	249.00-250.00	-0.12

CANADIAN BOXED BEEF CUT-OUT VALUES

Week Ending	AAA	AA
January 17, 2020	2.7270	2.6350
January 10, 2020	2.7112	2.6265
January 3, 2020	2.5257	2.4096
Dec 27, 2019	2.4952	2.3589
Dec 20, 2019	2.8197	2.6495

U.S. BOXED BEEF CUT-OUT VALUES (U.S. funds)

	Choice 600-900	Select 600-900
Current Five Day Average:	211.43	207.90

BEEF EXPORTS – CANADA

	United States <i>Jan 1- Dec 31/19</i>	<i>Change from last year YTD</i>	Mexico <i>Jan 1- Dec 31/19</i>	<i>Change from last year YTD</i>
Total	316,722 tonnes	+7% or +21,934 tonnes	16,530 tonnes	+7% or +1,093 tonnes
	Japan <i>Jan 1- Dec 31/19</i>	<i>Change from last year YTD</i>	China <i>Jan 1- Dec 31/19</i>	<i>Change from last year YTD</i>
Total	49,322 tonnes	+54% or +17,212 tonnes	12,052 tonnes	+17% or +1,752 tonnes

LIVE CATTLE – CANADA

	IMPORTS <i>Jan 1- Dec 31/19</i>	<i>Import % change from 2018 YTD</i>	EXPORTS <i>Jan 1- Jan 25/20</i>	<i>Export % change from 2019 YTD</i>
	Pure bred	5,508	-7%	Slaughter steers & heifers & cows
	Non-pure bred	269,076	+38%	Feeder cattle & calves
				Bulls
				34,706 +7%
				3,598 -58%
				2,134 +12%

BEEF PRODUCTION – CANADA

	<i>Jan 1 – Feb 1/20</i>	<i>Last Year Same Time</i>	<i>% Change</i>
Fed	89,879 tonnes	88,088 tonnes	+2%
Non-fed	17,168 tonnes	19,851 tonnes	-14%

BEEF IMPORTS – CANADA

	<i>Jan 1 – Feb 1/20</i>	<i>Last Year Same Time</i>	<i>% Change</i>
United States	9,935 tonnes	10,526 tonnes	-6%
Non-CUSMA	1,753 tonnes	6,160 tonnes	-72%
EU-28 (beef/veal total)	730 tonnes	206 tonnes	+254%
Total	12,818 tonnes	17,518 tonnes	-27%

CHICAGO MERCANTILE EXCHANGE

Closing quotes on futures today were as follows:

	Live Cattle	Feeder Cattle	Corn	Soybeans	Canadian \$
Feb	121.32 +0.20	Mar 135.20 -0.70	Mar 3.834 +4.2	Mar 8.820 +1.0	Spot 75.19 -0.04
Apr	119.80 +0.05	Apr 137.50 -0.07	May 3.884 +4.0	May 8.950 +0.2	Mar 75.18 -0.05
Jun	111.27 +0.10	May 139.57 -0.47	Jul 3.922 +4.2	Jul 9.080 +0.2	Jun 75.17 -0.05
Aug	109.87 +0.20	Aug 147.87 -0.40	Sep 3.894 +4.0	Aug 9.124 +0.0	Sep 75.16 -0.06
Oct	113.10 +0.12	Sep 149.47 -0.57	Dec 3.940 +4.2	Sep 9.132 -0.2	Dec 75.14 -0.07
Dec	117.60 +0.02	Oct 150.35 -0.92	Mar 4.026 +3.6	Nov 9.184 -1.4	Mar 75.13 -0.07

Beef Farmers of Ontario, 130 Malcolm Road, Guelph, ON N1K 1B1 Phone: (519) 824-0334 Fax: (519) 824-9161 or email: markets@ontariobeef.com

UPCOMING FALL STOCKER AND FEEDER SALES

Feb 11	10:00 am	Keady Livestock Market	Regular Sale
Feb 12	10:00 am	Kawartha Lakes Community Sale Barn	Peterborough/Victoria Counties Stocker Sale
Feb 25	10:00 am	Keady Livestock Market	Regular Sale
Mar 10	10:00 am	Keady Livestock Market	Regular Sale
Mar 13	11:00 am	Community Livestock Exchange	Quinte Cattlemen'
Mar 21	11:00 am	Denfield Livestock Exchange	Stocker & Bred Cow, Cow/Calf Pair Sale
Mar 24	10:00 am	Keady Livestock Market	Regular Schedule Resumes

Comments for the week ending February 6, 2020

448 fed steers and heifers sold through auction markets this week up 29 head from last week and 82 more than last year at this time. Fed steers traded from \$122.87-\$148.40 averaging \$138.85 down \$4.58 from last week on average and \$8.47 below year ago prices. Heifers sold from \$128.20-\$148.99 averaging \$140.48 up \$3.60 from last week but \$3.86 lower than this time last year. Auction markets reported a good demand at steady prices, with quality considered. Fancy cattle were noted as trading higher, up \$4.00-\$5.00 cwt.

The Ontario railgrade market was slightly stronger than two weeks ago, with prices for steers and heifers starting out from \$254.00-\$255.00 dressed. By Wednesday, trade for steers was at \$255.00 dressed while heifers held steady from \$254.00-\$255.00. Delivery of the cattle sold this week ranged from next week out the week of February 24th. This week's average prices are up \$2.25 from two weeks ago. Last week and last year at this time there was no trade to compare too.

2,746 fed/cull cows sold through auction markets this week, down 446 head from last week but 43 more than this time last year. Cows ranged from \$49.07-\$72.89 averaging \$59.78 up \$0.54 from last week and \$3.55 stronger than year ago prices. Auction markets reported active trading with beef cows trading stronger and dairy cows fully steady. As the week progressed, cows sold actively at higher prices, up to \$5.00 cwt stronger in spots, with one market noting prices barely steady to last week's higher trade. The market ended the week on a good demand at steady to slightly stronger prices.

Lighter receipts of 3,369 stocker and feeder cattle sold through auction markets this week, down 1,353 from last week but 1,022 more than this time last year. Auction markets reported trade as steady to strong on good quality cattle with second cut trading under pressure. Actual average prices this week saw steers 400-500 lbs up \$0.45 from last week, 500-600 lbs up \$1.78, 600-700 lbs down \$15.36, 700-800 lbs down \$12.06, 800-900 lbs down \$18.99, 900-1000 lbs up \$7.90 and steers 1000 lbs and over average \$3.84 stronger than last week on average. Heifers from 300-400 lbs were down \$21.33 from last week's weighted average prices, 400-500 lbs up \$10.64, 500-600 lbs down \$2.73, 600-700 lbs down \$1.87, 700-800 lbs down \$7.98, 800-900 lbs down \$21.68 (noting that in 2020 this weight category has been up one week then down around the same amount the next week, then back up.. and so on.) while heifers 900 lbs and over averaged \$6.30 higher than last week on average.

The Quebec electronic market this week ranged from \$249.00-\$250.00 dressed, down \$0.12 from last week on average.

Alberta direct trade was reported as light with easier prices. Canfax notes that dressed trade was reported from \$258.00-\$260.00 delivered on a dressed basis which is \$5.00-\$10.00 below last week's market. On a picked up basis, Canfax reported live steers at \$152.25 down \$5.65 from last week on average. On the rail, dressed prices on a picked up basis ranged from \$256.50-\$258.50 with steers averaging \$258.50 down \$6.53, while heifers averaged \$256.65 down \$6.85. Canfax reported that cattle sold this week were for delivery the end of February and first of March.

The US cash cattle trade for the week ending January 31st, was easier with southern trade occurring Wednesday and Thursday, from \$120.00-\$124.00 live while in the north trade did not really develop until Friday with sales from \$121.00-\$122.00 live and \$193.00-\$195.50 dressed. The USDA Mandatory Price report saw live steers average \$122.04 down \$2.26 from the previous week, while heifers averaged \$122.02 live, down \$2.16. On the rail, dressed deals ranged from \$193.00-\$196.00 for the week with steers averaging \$194.72 down \$4.11 from the previous week, while heifers averaged \$194.76 down \$4.26.

This week, the cash market has been fairly quiet with just a couple of deals noted here and there at \$120.00-\$121.00 live and \$192.00-\$193.00 dressed, down around \$2.00 from last week, but not nearly enough to establish a market. On Wednesday, at the Fed Cattle Exchange online auction today there were 627 head on offer, in 3 lots with delivery in 1-9 days. All three lots were priced at \$122.00 live, with no bids offered and all cattle unsold. Thursday trade was limited with just a few scattered deals noted in the north from \$119.50-\$123.00 live, mostly \$121.00 and \$192.00-\$194.00 dressed, \$1.00-\$2.00 lower, but not enough to establish a market. Today, a light to moderate trade is developing with southern trade at \$121.00 live, down \$1.00 from last week. Business in the north is sitting at \$121.00-\$122.00 live which is steady to \$1.00 lower, with dressed deals at \$193.00, down \$2.00 from last week.