



Weekly Market Information Report for the week ending Thursday February 13, 2020

The following information is collected from various sources and disseminated by Beef Farmers of Ontario.

ONTARIO DIRECT TO PACKER RAILGRADE CATTLE TRADE

Prices are on a carcass weight basis before grade and weight discounts. Weekly Range:

A Grade Steers	251.00-255.00
A Grade Heifers	250.00-255.00

ONTARIO LIVE CATTLE TRADE

Ontario auction sales this week saw weighted average price ranges for:

FED CATTLE	Volume	Price Range	Average	Top	Last Week Avg
Large Frame Steers +1250	101	117.18-149.01	135.23	184.50	137.52
Medium Frame Steers +1250	88	125.90-146.53	136.44	169.00	136.39
Large & Medium Frame Steers +1250	189	119.17-150.78	138.93	184.50	138.85
Large Frame Heifers +1000	75	132.37-147.94	141.25	158.00	138.62
Medium Frame Heifers +1000	116	118.95-144.15	135.32	153.25	140.94
Large & Medium Frame Heifers +1000	189	125.78-148.93	139.57	158.00	140.48
Fed steers, Dairy & Dairy Cross +1250	61	101.83-112.47	107.58	131.00	105.56
Fed heifers, Dairy & Dairy Cross +1000	119	70.95-107.47	92.31	112.50	89.70
Cows - All Weights	2,805	54.17-79.55	66.19	115.50	59.78
Bulls - All Weights	115	80.13-103.85	93.00	138.00	93.71

STOCKERS - Large and Medium Frame

STEERS	Volume	Price Range	Average	Top	Last Week Avg
1000+	504	171.06-186.15	179.18	191.00	180.78
900-999	333	174.87-190.23	184.10	194.00	191.69
800-899	248	162.01-191.93	179.92	199.00	173.90
700-799	352	176.86-208.29	194.16	220.75	182.22
600-699	435	189.01-234.92	213.68	254.00	194.77
500-599	347	206.52-246.99	230.65	267.00	218.01
400-499	149	197.03-249.01	225.10	263.00	220.98
-399	70	162.55-228.64	194.82	260.00	179.41
HEIFERS	Volume	Price Range	Average	Top	Last Week Avg
+900	235	134.03-168.53	154.65	192.00	158.75
800-899	147	151.70-173.03	164.79	185.00	148.31
700-799	184	131.95-169.91	155.01	183.00	149.66
600-699	367	153.71-192.25	176.95	216.00	170.14
500-599	343	161.00-201.95	184.71	224.50	167.83
400-499	183	143.67-194.65	171.25	261.50	160.45
300-399	52	126.32-182.79	156.53	212.50	141.50
-299	10	138.00-173.90	158.04	190.00	111.27

At Kawartha Lakes Community Sale Barn, February 8, 2020 – 145 cows, 13 bulls, 24 stockers, 53 veal, 2 fed cattle

	Price Range	Avg.	Top
Cows	55.00-79.50	62.19	91.00
Veal 600 lbs and over	73.00-134.00	99.39	134.00
Veal 125 lbs and under	40.00-160.00	89.84	160.00

Denfield Livestock Exchange Inc., February 11, 2020: 178 Fed Cattle, 28 Veal, 1 Bull, 142 Cows

	Price Range	Average	Top
Large & Medium Frame Fed Steers +1250 lbs	130.00-154.25	142.60	184.50
Large & Medium Frame Fed Heifers +1000 lbs	133.50-150.00	144.25	158.00
Cows	46.00-74.50	61.31	90.00
Veal over 600 lbs	93.00-115.00	106.43	129.00

At Aylmer Stockyards Inc.: February 12, 2020- 29 veal, 335 Cows, 40 fed cattle, 5 bulls, 10 stockers

	Price Range	Average	Top
Fed Heifers, Dairy & Dairy Cross	40.99-93.00	67.60	93.00
Cows	40.99-93.00	67.60	93.00
Veal over 600 lbs	101.00-133.00	125.60	133.00

ONTARIO STOCKER & FEEDER TRADE

Stocker sale at Brussels Livestock: February 7, 2020 – 1,096 Stockers

Steers	Price Range	Average	Top	Heifers	Price Range	Average	Top
1000+	147.00-185.25	174.36	185.25	900+	142.00-178.75	162.62	192.00
900-999	172.00-194.00	181.72	194.00	800-899	147.00-176.00	169.16	176.00
800-899	176.50-194.00	185.99	199.00	700-799	134.00-168.00	154.09	178.00
700-799	160.00-211.50	187.59	211.50	600-699	159.00-185.00	176.60	194.00
600-699	177.00-230.00	206.34	234.00	500-599	163.00-208.00	188.04	208.00
500-599	220.00-267.00	244.82	267.00	400-499	133.00-202.00	169.50	210.00
400-499	175.00-252.00	221.80	255.00	300-399	87.00-175.00	132.27	175.00
399-	172.00-229.00	199.89	232.00	299-	150.00-167.00	158.50	167.00

Stocker sale at: Community Livestock Exchange: February 11, 2020 – 93 Stockers

Steers	Price Range	Average	Top	Heifers	Price Range	Average	Top
600-699	114.99-225.00	183.89	225.00	700-799	114.99-135.00	127.89	135.00
500-599	134.00-229.99	203.20	229.99	600-699	97.49-180.00	148.19	180.00
400-499	180.00-250.00	222.50	250.00	500-599	127.00-175.00	158.29	175.00
				400-499	142.50-183.00	174.39	183.00

Stocker sale at: Keady Livestock Market: February 11, 2020 – 472 Stockers

Steers	Price Range	Average	Top	Heifers	Price Range	Average	Top
1000+	183.25-189.00	184.94	191.00	900+	120.00-179.50	171.00	179.50
900-999	192.75-31 hd			800-899	184.50-185.00	184.75	185.00
800-899	179.00-196.00	185.91	196.00	700-799	145.00-163.00	153.39	174.00
700-799	213.50-220.75	217.55	220.75	600-699	185.00-193.00	187.00	193.00
600-699	213.00-235.50	229.13	235.50	500-599	181.00-224.50	211.48	224.50
500-599	237.00-261.50	255.29	261.50	400-499	188.00-224.00	207.09	225.00

Stocker sale at: Renfrew Pontiac Livestock: February 11, 2020 – 139 Stockers

Steers	Price Range	Average	Top	Heifers	Price Range	Average	Top
700-799	157.00-192.99	180.49	192.99	600-699	121.99-192.50	169.70	192.50
600-699	171.99-220.99	191.90	220.99	500-599	136.00-182.49	161.09	182.49
500-599	171.99-237.99	208.59	237.99	400-499	131.00-191.99	177.49	191.99
400-499	225.00-240.49	238.20	240.49				
399-	139.99-194.99	164.39	194.99				

Stocker sale at **Ontario Livestock Exchange, February 12, 2020- 545** stockers

Steers	Price Range	Average	Top	Heifers	Price Range	Average	Top
1000+	174.00-188.00	180.45	188.00	900+	177.50-20 hd		
900-999	180.00-194.00	191.02	194.00				
800-899	187.00-196.00	194.69	196.00				
700-799	176.00-199.00	183.88	199.00				

Stocker sale at **Ontario Livestock Exchange: February 6, 2020 – 228** Stockers

Steers	Price Range	Average	Top	Heifers	Price Range	Average	Top
800-899	100.00-167.50	138.27	190.00	700-799	132.50-170.00	161.96	170.00
700-799	147.00-192.00	172.97	192.00	600-699	115.00-145.00	133.25	145.00
600-699	172.50-217.50	197.93	217.50	500-599	150.00-182.50	168.08	182.50
500-599	135.00-235.00	205.19	235.00	400-499	112.50-155.00	138.18	160.00
400-499	170.00-222.50	197.00	222.50				
3999-	90.00-220.00	131.25	220.00				

Stocker sale at **Ontario Stockyards Inc: February 6, 2020 – 563** Stockers

Steers	Price Range	Average	Top	Heifers	Price Range	Average	Top
800-899	159.00-190.00	176.89	190.00	900+	74.00-130.00	111.00	130.00
700-799	184.00-216.50	201.45	216.50	800-899	139.00-169.00	151.28	169.00
600-699	201.00-251.00	226.01	254.00	700-799	122.50-175.50	153.61	175.50
500-599	226.00-246.00	236.66	256.00	600-699	165.00-216.00	193.44	216.00
400-499	217.50-260.00	236.60	262.00	500-599	160.00-203.00	182.26	223.00
399-	182.50-239.00	215.34	260.00	400-499	155.00-200.00	172.84	261.50
				300-399	140.00-202.50	174.59	212.50

ONTARIO STOCKER & FEEDER TRADE SPECIAL SALES

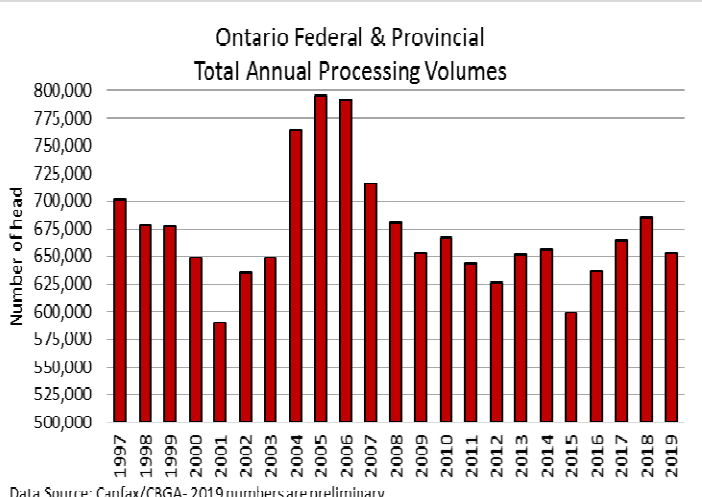
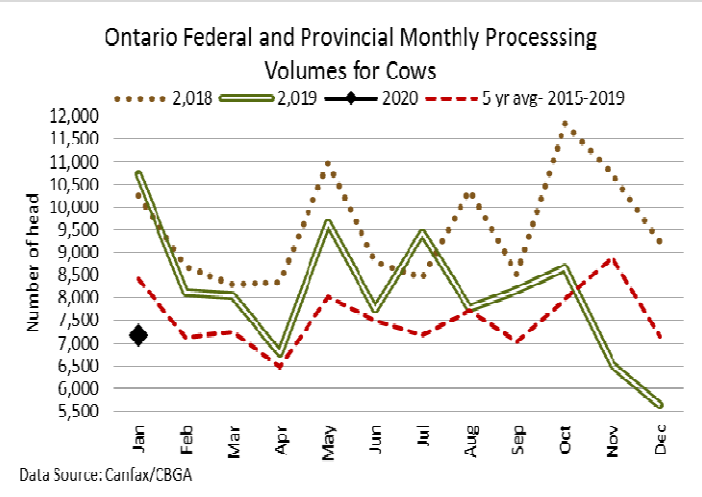
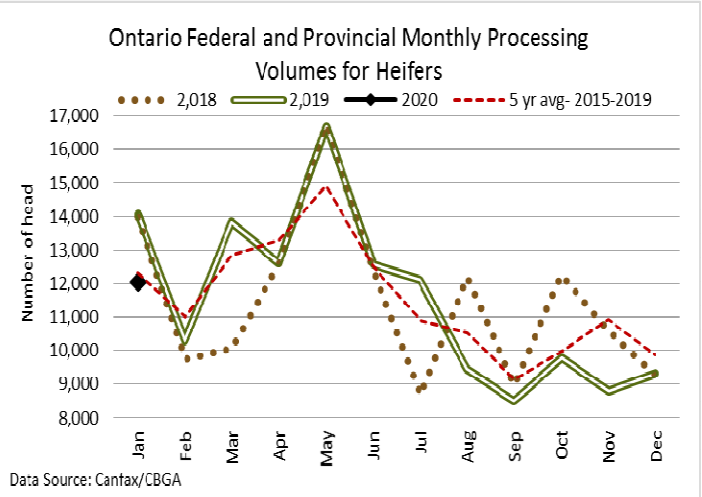
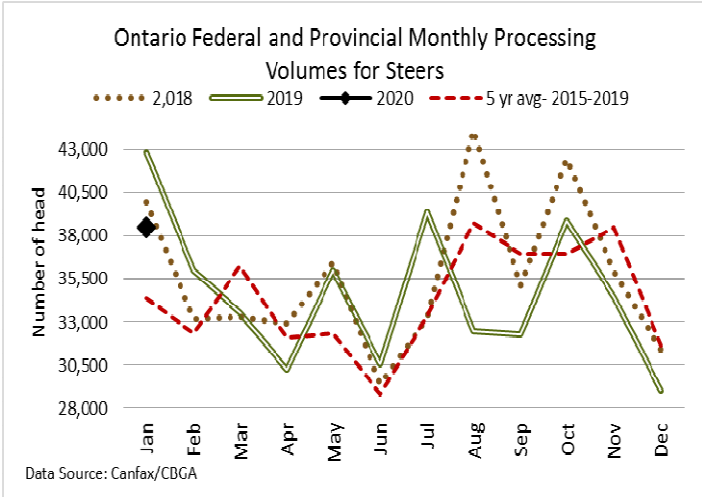
Stocker sale at **Kawartha Lakes Community Sale Barn, February 12, 2020 - 729** stockers

Steers	Price Range	Average	Top	Heifers	Price Range	Average	Top
1000+	145.00-163.50	161.65	16.50	800-899	142.50-172.50	156.25	172.50
900-999	174.00-183.00	179.53	183.0	700-799	137.50-183.00	164.06	183.00
800-899	136.00-197.00	177.70	197.00	600-699	159.00-195.00	180.12	201.50
700-799	178.00-206.50	194.77	217.50	500-599	162.50-199.00	183.62	209.00
600-699	192.50-241.00	215.75	243.00	400-499	150.00-192.50	174.31	192.50
500-599	210.00-239.50	227.40	243.00				
400-499	220.00-252.50	226.75	252.50				
399-	183.00-242.50	225.31	242.50				

Peterborough/Victoria Counties Special Stocker Sale- All classes of cattle sold on a steady market.

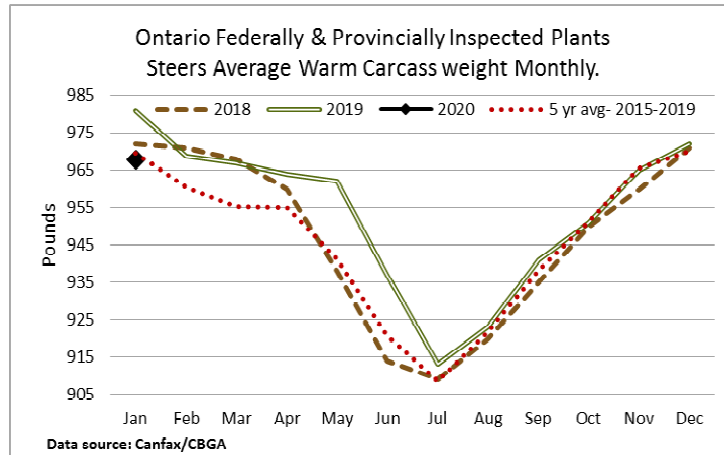
LIVE CATTLE EXPORTS-ONTARIO

	Week ending Jan 25, 2020	Week ending Jan 18, 2020	Year to Date 2020
Total live slaughter cattle exported from Ontario to the U.S.	3,413	3,580	12,428
Steers & Heifers & Cows	3,148	3,391	11,149
Bulls	265	189	1,279



FEDERALLY INSPECTED CANADIAN PROCESSING

	Week Ending February 8, 2020	# of hd change from week ago	YTD	% Change (Week Ago)	% Change (Year Ago)
Grand Total	59,196	-106	336,035	-0%	+1%
Western Slaughter	45,917	+185	261,281	+0%	+3%
Eastern Slaughter	13,279	-291	74,754	-2%	-7%



AVERAGE CARCASS WEIGHTS – CANADA

	Steers	Heifers
February 8, 2020	910	837
February 1, 2020	903	832
February 9, 2019	930	861

USDA ESTIMATED CATTLE PROCESSING VOLUME

	Week Ending	Previous Week	Year Ago
	February 15, 2020		
Grand Total	620,000	631,000	608,000

ALBERTA DIRECT TRADE

For the week ending February 13, 2020

Steers	Live FOB	149.25-151.25	Rail FOB	250.50-258.50
Heifers	Live FOB	149.25	Rail FOB	249.00-253.50

U.S. TRADE (U.S. funds)

For the week ending February 13, 2020

Choice and Select Steers and Heifers:	Live	117.00-120.50
	Rail	189.00-192.00

QUEBEC ELECTRONIC AUCTION MARKET (F.O.B. THE FEEDLOT)

	Price	Change from Last Week
For the week ending February 13, 2020	247.00-247.50	-2.75

CANADIAN BOXED BEEF CUT-OUT VALUES

Week Ending	AAA	AA
January 17, 2020	2.7270	2.6350
January 10, 2020	2.7112	2.6265
January 3, 2020	2.5257	2.4096

U.S. BOXED BEEF CUT-OUT VALUES (U.S. funds)

	Choice	Select
	600-900	600-900
Current Five Day Average:	207.92	204.24

BEEF EXPORTS – CANADA

	United States	Change from last year YTD	Mexico	Change from last year YTD
	<i>Jan 1- Dec 31/19</i>		<i>Jan 1- Dec 31/19</i>	
Total	316,722 tonnes	+7% or +21,934 tonnes	16,530 tonnes	+7% or +1,093 tonnes
	Japan	Change from last year YTD	China	Change from last year YTD
	<i>Jan 1- Dec 31/19</i>		<i>Jan 1- Dec 31/19</i>	
Total	49,322 tonnes	+54% or +17,212 tonnes	12,052 tonnes	+17% or +1,752 tonnes

LIVE CATTLE – CANADA

IMPORTS			EXPORTS		
	Import % change			Export % change	
	from 2018 YTD		Jan 1- Feb 1/20	from 2019 YTD	
<i>Jan 1- Dec 31/19</i>			<i>Jan 1- Feb 1/20</i>		
Pure bred	5,508	-7%	Slaughter steers & heifers & cows	46,490	+18%
Non-pure bred	269,076	+38%	Feeder cattle & calves	5,467	-53%
			Bulls	2,945	+20%

BEEF PRODUCTION – CANADA

	Jan 1 – Feb 8/20	Last Year Same Time	% Change
Fed	108,780 tonnes	106,987 tonnes	+2%
Non-fed	21,219 tonnes	24,812 tonnes	-14%

BEEF IMPORTS – CANADA

	Jan 1 – Feb 1/20	Last Year Same Time	% Change
United States	9,935 tonnes	10,526 tonnes	-6%
Non-CUSMA	1,753 tonnes	6,160 tonnes	-72%
EU-28 (beef/veal total)	730 tonnes	206 tonnes	+254%
Total	12,818 tonnes	17,518 tonnes	-27%

CHICAGO MERCANTILE EXCHANGE

Closing quotes on futures today were as follows:

Live Cattle		Feeder Cattle		Corn		Soybeans		Canadian \$	
Feb	120.82 +1.37	Mar	138.52 +2.20	Mar	3.776 -1.6	Mar	8.936 -2.4	Spot	75.45 +0.04
Apr	120.32 +1.80	Apr	141.37 +2.42	May	3.820 -2.6	May	9.032 -2.6	Mar	75.45 +0.04
Jun	112.00 +1.37	May	143.20 +2.37	Jul	3.854 -3.2	Jul	9.154 -2.4	Jun	75.45 +0.04
Aug	110.47 +1.40	Aug	150.20 +2.15	Sep	3.842 -3.2	Aug	9.192 -2.4	Sep	75.44 +0.04
Oct	113.65 +1.10	Sep	151.50 +2.15	Dec	3.886 -3.2	Sep	9.190 -2.0	Dec	75.43 +0.04
Dec	118.10 +0.92	Oct	152.35 +2.40	Mar	3.980 -3.0	Nov	9.224 -1.2	Mar	75.41 +0.04

Beef Farmers of Ontario, 130 Malcolm Road, Guelph, ON N1K 1B1 Phone: (519) 824-0334 Fax: (519) 824-9161 or email: markets@ontariobeef.com

UPCOMING FALL STOCKER AND FEEDER SALES

Feb 25 10:00 am	Keady Livestock Market	Regular Sale
Mar 10 10:00 am	Keady Livestock Market	Regular Sale
Mar 13 11:00 am	Community Livestock Exchange	Quinte Cattlemen'
Mar 21 11:00 am	Denfield Livestock Exchange	Stocker & Bred Cow, Cow/Calf Pair Sale
Mar 24 10:00 am	Keady Livestock Market	Regular Schedule Resumes

Comments for the week ending February 13, 2020

There were 378 fed steers and heifers sold through auction markets this week, down 70 head from last week but 210 more than this time last year. Fed steers sold from \$119.17-\$150.78 averaging \$138.93 up \$0.08 from last week but \$7.30 lower than year ago prices. Fed heifers traded from \$125.78-\$148.93 averaging \$139.57 down \$0.91 from last week on average and \$7.40 stronger than year ago prices. Auction markets reported trade as steady to fully steady, with quality considered. Demand for premium cattle was noted with a top price this week at \$184.50.

Ontario railgrade prices declined as the week progressed. Trade started out the week at \$255.00 dressed for both steers and heifers. By Monday, trade was sitting at \$253.00-\$255.00 for steers and \$252.00-\$255.00 for heifers with delivery next week to the last week in February. By Wednesday, sales ranged from \$251.00-\$255.00 dressed for steers while heifers sold from \$250.00-\$255.00 dressed, down \$0.75 on average, with prices at the bottom end of the range for delivery the first week in March. This week's average prices are \$3.50 below last year at this time.

Steady receipts of fed/cull cows this week met a strong demand. There were 2,805 cows sold through auction markets, up just 59 head from last week and 708 more than last year at this time. Cows traded from \$54.17-\$79.55 averaging \$66.19 up \$6.41 from last week's weighted average price and \$13.36 stronger than last year at this time. Auction markets reported a good demand with prices starting out steady. By Tuesday trade was sharply higher with sales up \$3.00-\$5.00 cwt. Wednesday the market was noted as considerably stronger on a good demand, but ended the week slightly easier than Tuesday.

3,959 stocker and feeder cattle sold through auction markets this week up 590 from last week and 376 more than this time last year. Auction market reports started out steady on all classes of cattle. As the week progressed, trade was noted as strong with prices on Tuesday up \$1.00-\$3.00 cwt on all classes. By Wednesday, trade was steady with heavier cattle barely steady. The market ended the week with active trade at steady to barely steady prices. Actual average prices this week for steers 400-500 lbs were up \$4.12 from last week, 500-600 lbs up \$12.64, 600-700 lbs up \$18.91, 700-800 lbs up \$11.94, 800-900 lbs up \$6.02, 900-1000 lbs down \$7.59 and steers 1000 lbs plus averaged \$1.60 below last week's weighted average prices. Heifers 300-400 lbs up \$15.03 from last week, 400-500 lbs up \$10.80, 500-600 lbs up \$16.88, 600-700 lbs up \$6.81, 700-800 lbs down \$5.35, 800-900 lbs up \$16.48 and heifers 900 lbs and over averaged \$4.10 lower than last week.

The Quebec electronic market this week ranged from \$247.00-\$247.50 dressed, down \$2.75 from last week on average.

Alberta direct trade this week was easier with Canfax noting sales at \$252.00 delivered on a dressed basis down around \$7.50 cwt from last week on average. On a picked up basis, Canfax reported trade from \$149.25-\$151.25 live with steers averaging \$150.23 down \$2.12 while heifers averaged 149.25 with no trade last week to compare to. On the rail, dressed prices ranged from \$249.00-\$258.50 on a picked up basis, with steers averaging \$251.46 down \$7.04 and heifers \$250.42 down \$6.23 from last week. Canfax reports: "Some of the cattle that traded this week would not be picked up until mid-March. All three western Canadian packers were showing interest on the cash market but competition was limited. For the first seven weeks of this year fed prices are following an almost identical price trend compared to last year."

The US cash cattle trade for the week ending February 7th, was moderate with easier prices. Trade in the south was generally at \$121.00 live down \$1.00 cwt, while dressed deals in the north were mostly \$193.00 down \$1.00-\$2.00. Overall, business for the week reported by the USDA Mandatory Price Report saw live sales ranged from \$118.00-\$124.00, with steers averaging \$121.05 down \$0.99 on average, while heifers averaged \$120.98 down \$1.04 from the previous week. On the rail cattle sold from \$191.00-\$194.00 dressed, with steers averaging \$193.18 down \$1.54, and heifers \$193.00 down \$1.76 from the previous week on average.

This week, Tuesday saw a very light trade in the south with prices from \$119.00-\$120.00 live down \$1.00-\$2.00 from last week. A couple of deals at \$190.00 dressed were noted but not enough to establish a market. On Wednesday, at the Fed Cattle Exchange online auction there were 413 head on offer, in 4 lots. Asking prices were set at \$119.00 live on all cattle, with three lots selling at \$119.00 in the south, while the fourth lot in the north received no bids. On the cash market Wednesday afternoon, light to moderate trade developed in the south from \$118.00-\$119.00 live down \$2.00-\$3.00 cwt from last week, noting the \$118.00 price was for cattle being delivered early March. In the north light trade was noted at \$119.00 live down \$2.00-\$3.00 from last week on average, while a couple of dressed deals ranged from \$190.00-\$191.00 down \$2.00-\$3.00. Thursday was light with most business in the north. Trade ranged from \$117.00-\$120.50 live, mostly \$119.00, and \$188.00-\$192.00 dressed with majority at \$190.00, down \$3.00 from last week. The top prices developed later in the afternoon, at \$120.50 live and \$192.00 dressed. Bids of \$118.00 were noted with delivery in March but sellers were not interested given the slight show of strength in the futures. Today, the market was very quiet with business for the week completed. Cattle futures were up triple digits today which should encourage higher asking prices next week.