



## Weekly Market Information Report for the week ending Thursday February 27, 2020

The following information is collected from various sources and disseminated by Beef Farmers of Ontario.

### ONTARIO DIRECT TO PACKER RAILGRADE CATTLE TRADE

Prices are on a carcass weight basis before grade and weight discounts. Weekly Range:

<b>A Grade Steers</b>	244.00-251.00
<b>A Grade Heifers</b>	244.00-250.00

### ONTARIO LIVE CATTLE TRADE

Ontario auction sales this week saw weighted average price ranges for:

FED CATTLE	Volume	Price Range	Average	Top	Last Week Avg
Large Frame Steers +1250	131	126.20-153.17	146.64	165.00	140.47
Medium Frame Steers +1250	124	125.22-147.01	138.99	155.25	137.78
Large & Medium Frame Steers +1250	255	126.49-154.03	143.84	165.00	139.96
Large Frame Heifers +1000	118	139.23-148.94	145.27	167.00	144.59
Medium Frame Heifers +1000	155	125.33-147.20	140.03	169.00	143.01
Large & Medium Frame Heifers +1000	273	133.42-148.59	142.78	169.00	143.46
Fed steers, Dairy & Dairy Cross +1250	84	102.76-112.16	107.43	134.00	110.95
Fed heifers, Dairy & Dairy Cross +1000	149	73.61-107.47	94.36	135.00	93.37
Cows - All Weights	2,923	56.07-81.29	67.55	115.00	66.31
Bulls - All Weights	82	81.69-104.26	93.57	153.00	97.34

### STOCKERS - Large and Medium Frame

STEERS	Volume	Price Range	Average	Top	Last Week Avg
1000+	352	161.83-177.41	170.68	180.50	170.93
900-999	356	159.51-183.92	175.12	188.00	177.38
800-899	313	172.97-188.20	181.01	194.00	178.43
700-799	321	177.43-201.41	192.63	220.00	183.22
600-699	404	187.19-227.04	210.05	259.00	216.78
500-599	326	196.61-250.56	228.63	265.00	226.73
400-499	152	180.15-245.96	216.19	264.50	216.22
-399	61	180.59-233.90	212.05	272.50	180.54

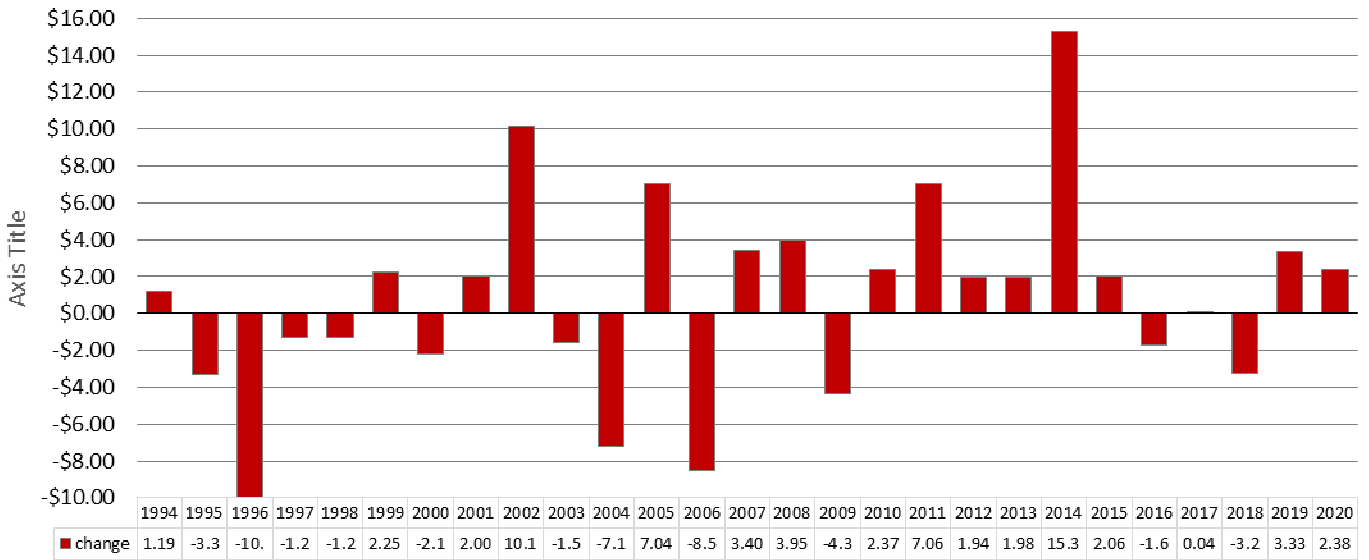
  

HEIFERS	Volume	Price Range	Average	Top	Last Week Avg
+900	304	146.81-170.53	158.23	176.75	148.35
800-899	144	136.00-164.38	152.90	190.50	158.88
700-799	283	156.32-178.12	166.48	189.00	155.34
600-699	360	155.90-194.58	179.82	205.00	169.16
500-599	234	165.65-201.78	184.40	219.00	171.57
400-499	146	154.75-205.07	180.34	226.00	173.10
300-399	31	153.22-202.55	177.12	225.00	164.02
-299	12	116.25-147.83	133.76	210.00	N/T

At Kawartha Lakes Community Sale Barn, February 22, 2020 – 206 cows, 5 bulls, 18 stockers, 57 veal, 4 fed cattle

	Price Range	Avg.	Top
Cows	60.00-83.50	69.37	99.00
Veal 600 lbs and over	105.00-142.50	113.53	142.50
Veal 126- 300 lbs	55.00-215.00	75.85	215.00
Veal 125 lbs and under	45.00-180.00	96.76	180.00

### Ontario Railgrade Monthly Average Prices - Price Change - Jan to Feb

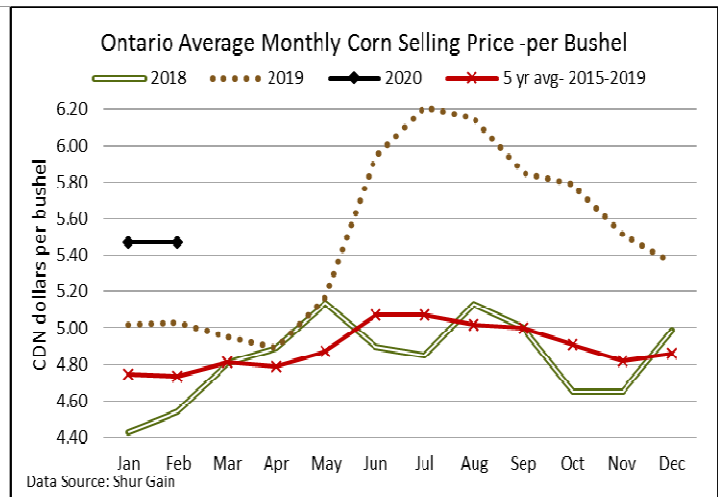
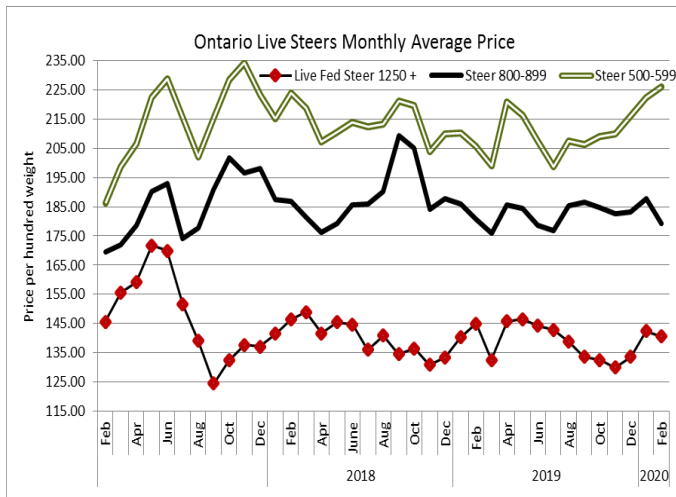


**Denfield Livestock Exchange Inc., February 25, 2020: 215 Fed Cattle, 31 Veal, 4 Bulls, 110 Cows, 18 stockers**

	Price Range	Average	Top
Large & Medium Frame Fed Steers +1250 lbs	138.25-155.25	147.42	155.25
Large & Medium Frame Fed Heifers +1000 lbs	138.00-150.75	146.38	169.00
Cows	54.00-85.50	71.31	97.00
Veal over 600 lbs	103.00-124.00	114.84	138.00

**At Aylmer Stockyards Inc.: February 12, 2020- 28 veal, 267 Cows, 55 fed cattle, 3 bulls, 74 stockers**

	Price Range	Average	Top
Fed Heifers, Dairy & Dairy Cross	60.99-114.99	101.60	114.99
Cows	41.99-94.99	68.79	105.00
Veal over 600 lbs	79.00-136.00	121.70	136.00



### ONTARIO STOCKER & FEEDER TRADE

Stocker sale at **Brussels Livestock: February 21, 2020 – 860** Stockers

<b>Steers</b>	<b>Price Range</b>	<b>Average</b>	<b>Top</b>	<b>Heifers</b>	<b>Price Range</b>	<b>Average</b>	<b>Top</b>
<b>1000+</b>	152.75-180.50	169.43	180.50	<b>900+</b>	145.00-176.75	158.47	176.75
<b>900-999</b>	160.00-182.75	173.89	184.50	<b>800-899</b>	152.00-174.00	164.06	178.50
<b>800-899</b>	175.00-191.50	187.16	191.50	<b>700-799</b>	164.50-189.00	175.40	189.00
<b>700-799</b>	181.00-200.00	191.15	200.00	<b>600-699</b>	155.00-178.50	170.30	195.50
<b>600-699</b>	197.00-224.00	211.32	230.50	<b>500-599</b>	164.00-199.00	186.85	199.00
<b>500-599</b>	200.00-246.00	226.03	261.00	<b>400-499</b>	147.00-207.00	178.24	210.00
<b>400-499</b>	205.00-264.50	246.54	264.50	<b>300-399</b>	211.00-220.00	215.50	220.00
<b>399-</b>	226.00-238.00	231.40	238.00				

Stocker sale at: **Community Livestock Exchange: February 25, 2020 – 175** Stockers

<b>Steers</b>	<b>Price Range</b>	<b>Average</b>	<b>Top</b>	<b>Heifers</b>	<b>Price Range</b>	<b>Average</b>	<b>Top</b>
<b>600-699</b>	137.50-220.99	179.00	220.99	<b>700-799</b>	112.50-159.00	137.59	159.00
<b>500-599</b>	157.49-239.00	214.69	239.00	<b>600-699</b>	122.50-160.00	144.30	160.00
<b>400-499</b>	160.00-245.99	212.09	245.99	<b>500-599</b>	117.50-182.00	148.79	182.00
				<b>400-499</b>	102.49-172.50	146.59	172.50

Stocker sale at: **Keady Livestock Market: February 25, 2020 – 763** Stockers

<b>Steers</b>	<b>Price Range</b>	<b>Average</b>	<b>Top</b>	<b>Heifers</b>	<b>Price Range</b>	<b>Average</b>	<b>Top</b>
<b>900-999</b>	105.00-186.00	157.23	186.00	<b>900+</b>	141.00-155.00	146.75	155.00
<b>800-899</b>	184.00-194.00	187.77	194.00	<b>800-899</b>	117.00-190.50	163.74	190.50
<b>700-799</b>	190.00-202.00	197.20	220.00	<b>700-799</b>	170.00-181.00	172.84	186.50
<b>600-699</b>	227.00-259.00	246.65	259.00	<b>600-699</b>	179.00-203.00	193.06	205.00
<b>500-599</b>	248.00-265.00	252.13	265.00	<b>500-599</b>	202.50-219.00	210.31	219.00
<b>400-499</b>	237.50-252.50	243.54	252.50	<b>400-499</b>	199.00-224.00	210.28	226.00
<b>399-</b>	222.50-252.50	236.83	272.50	<b>300-399</b>	195.00-211.00	198.20	211.00

Stocker sale at: **Renfrew Pontiac Livestock: February 25, 2020 – 259** Stockers

<b>Steers</b>	<b>Price Range</b>	<b>Average</b>	<b>Top</b>	<b>Heifers</b>	<b>Price Range</b>	<b>Average</b>	<b>Top</b>
<b>700-799</b>	134.00-206.00	196.19	206.00	<b>700-799</b>	137.99-153.00	143.50	153.00
<b>600-699</b>	163.99-222.50	205.69	222.50	<b>600-699</b>	109.00-191.99	169.19	191.99
<b>500-599</b>	162.00-247.99	221.09	247.99	<b>500-599</b>	137.99-200.00	179.20	200.00
<b>400-499</b>	169.99-254.00	223.39	254.00	<b>400-499</b>	150.00-212.99	182.09	212.99
<b>300-399</b>	137.99-239.99	199.79	239.99				

Stocker sale at **Ontario Livestock Exchange, February 26, 2020- 603** stockers

<b>Steers</b>	<b>Price Range</b>	<b>Average</b>	<b>Top</b>	<b>Heifers</b>	<b>Price Range</b>	<b>Average</b>	<b>Top</b>
<b>1000+</b>	169.50-179.00	174.78	179.00	<b>900+</b>	162.50-176.00	171.28	176.00
<b>900-999</b>	171.00-188.00	180.34	188.00	<b>800-899</b>	146.00-160.50	156.50	160.50
<b>800-899</b>	173.50-186.00	178.09	186.00				

Stocker sale at **Vankleek Hill Livestock Exchange, February 26, 2020- 236** stockers

<b>Steers</b>	<b>Price Range</b>	<b>Average</b>	<b>Top</b>	<b>Heifers</b>	<b>Price Range</b>	<b>Average</b>	<b>Top</b>
<b>800-899</b>	158.00-178.00	165.00	178.00	<b>800-899</b>	130.00-148.00	136.61	148.00
<b>700-799</b>	160.00-196.00	180.34	196.00	<b>700-799</b>	130.00-168.00	144.40	168.00
<b>600-699</b>	164.00-232.00	195.73	244.00	<b>600-699</b>	142.00-176.00	157.15	176.00

500-599	178.00-252.00	215.06	260.00	500-599	142.00-188.00	166.87	188.00
400-499	147.00-262.00	185.53	262.00	400-499	160.00-186.00	170.86	186.00

Stocker sale at **Ontario Livestock Exchange: February 27, 2020 – 241** Stockers

Steers	Price Range	Average	Top	Heifers	Price Range	Average	Top
900-999	100.00-170.00	160.88	170.00	800-899	150.00-165.00	156.10	165.00
800-899	167.50-175.00	169.97	175.00	700-799	119.00-164.00	148.64	169.00
700-799	167.00-194.00	179.76	202.00				
600-699	137.50-205.00	182.75	205.00				
500-599	137.50-230.00	190.71	230.00				
400-499	142.50-190.00	170.75	230.00				
399-	187.50-217.50	201.43	230.00				

Stocker sale at **Ontario Stockyards Inc: February 27, 2020 – 596** Stockers

Steers	Price Range	Average	Top	Heifers	Price Range	Average	Top
900-999	164.00-165.50	164.57	167.00	900+	130.00-137.50	135.88	137.50
800-899	154.00-190.00	175.25	190.00	800-899	141.00-159.00	151.37	159.00
700-799	188.00-210.50	203.95	210.50	700-799	154.00-181.00	167.96	181.00
600-699	196.00-226.00	214.02	230.00	600-699	160.00-203.00	181.36	204.00
500-599	205.00-251.00	232.61	251.00	500-599	167.50-200.00	181.22	200.00
400-499	200.00-245.00	226.24	245.00	400-499	145.00-204.00	173.60	220.00
399-	152.50-230.00	202.03	257.00	300-399	140.00-220.0	175.94	225.00

**LIVE CATTLE EXPORTS-ONTARIO**

	Week ending Feb 8, 2020	Week ending Feb 1, 2020	Year to Date 2020
Total live slaughter cattle exported from Ontario to the U.S.	3,477	3,766	19,671
Steers & Heifers & Cows	3,279	3,468	17,896
Bulls	198	298	1,775

**FEDERALLY INSPECTED CANADIAN PROCESSING**

	Week Ending February 22, 2020	# of hd change from week ago	YTD	% Change (Week Ago)	% Change (Year Ago)
Grand Total	49,575	-9,392	444,577	-16%	-0%
Western Slaughter	38,342	-7,745	345,810	-17%	+2%
Eastern Slaughter	11,266	-1,547	98,767	-12%	-6%

**AVERAGE CARCASS WEIGHTS – CANADA**

	Steers	Heifers
February 22, 2020	909	840
February 15, 2020	913	843
February 23, 2019	920	845

**USDA ESTIMATED CATTLE PROCESSING VOLUME**

	Week Ending February 29, 2020	Previous Week	Year Ago
Grand Total	,000	,000	,000

**ALBERTA DIRECT TRADE**

For the week ending February 27, 2020

Steers	Live FOB	146.75	Rail FOB	244.50-246.50
Heifers	Live FOB	N/T	Rail FOB	244.50-246.50

### U.S. TRADE (U.S. funds)

For the week ending February 27, 2020

<b>Choice and Select Steers and Heifers:</b>	Live	112.00-119.00
	Rail	180.00-187.00

### QUEBEC ELECTRONIC AUCTION MARKET (F.O.B. THE FEEDLOT)

For the week ending February 27, 2020	<b>Price</b>	<b>Change from Last Week</b>
	247.00	-2.00

### CANADIAN BOXED BEEF CUT-OUT VALUES

<b>Week Ending</b>	<b>AAA</b>	<b>AA</b>
January 17, 2020	2.7270	2.6350

### U.S. BOXED BEEF CUT-OUT VALUES (U.S. funds)

	<b>Choice 600-900</b>	<b>Select 600-900</b>
<b>Current Five Day Average:</b>	206.30	200.45

### BEEF EXPORTS – CANADA

	<b>United States</b>	<i>Change from last year YTD</i>	<b>Mexico</b>	<i>Change from last year YTD</i>
	<i>Jan 1- Dec 31/19</i>		<i>Jan 1- Dec 31/19</i>	
Total	316,722 tonnes	+7% or +21,934 tonnes	16,530 tonnes	+7% or +1,093 tonnes
	<b>Japan</b>	<i>Change from last year YTD</i>	<b>China</b>	<i>Change from last year YTD</i>
	<i>Jan 1- Dec 31/19</i>		<i>Jan 1- Dec 31/19</i>	
Total	49,322 tonnes	+54% or +17,212 tonnes	12,052 tonnes	+17% or +1,752 tonnes

### LIVE CATTLE – CANADA

<b>IMPORTS</b>	<i>Import % change from 2018 YTD</i>	<b>EXPORTS</b>	<i>Export % change from 2019 YTD</i>		
<i>Jan 1- Dec 31/19</i>		<i>Jan 1- Feb 15/20</i>			
Pure bred	5,508	-7%	Slaughter steers & heifers & cows	69,106	+16%
Non-pure bred	269,076	+38%	Feeder cattle & calves	9,840	-48%
			Bulls	4,268	+19%

### BEEF PRODUCTION – CANADA

	<i>Jan 1 – Feb 22/20</i>	<i>Last Year Same Time</i>	<i>% Change</i>
Fed	143,489 tonnes	142,290 tonnes	+1%
Non-fed	28,889 tonnes	33,018 tonnes	-13%

### BEEF IMPORTS – CANADA

	<i>Jan 1 – Feb 22/20</i>	<i>Last Year Same Time</i>	<i>% Change</i>
United States	18,006 tonnes	16,112 tonnes	+12%
Non-CUSMA	3,165 tonnes	9,088 tonnes	-65%
EU-28 (beef/veal total)	1,971 tonnes	797 tonnes	+147%
Total	24,185 tonnes	26,876 tonnes	-10%

## CHICAGO MERCANTILE EXCHANGE

Closing quotes on futures today were as follows:

Live Cattle		Feeder Cattle		Corn		Soybeans		Canadian \$	
Apr	107.57 -2.90	Mar	131.27 -1.30	Mar	3.664 +2.0	Mar	8.834 -2.6	Spot	74.60 -0.21
Jun	101.20 -2.72	Apr	132.70 -1.37	May	3.682 +0.2	May	8.926 -2.2	Mar	74.61 -0.20
Aug	102.27 -2.20	May	133.52 -2.02	Jul	3.724 +0.0	Jul	9.014 -3.2	Jun	74.60 -0.20
Oct	107.52 -2.12	Aug	141.55 -1.82	Sep	3.724 -0.2	Aug	9.040 -4.2	Sep	74.58 -0.19
Dec	112.27 -1.92	Sep	143.52 -1.72	Dec	3.770 -0.4	Sep	9.042 -4.2	Dec	74.54 -0.20
Feb	115.62 -1.55	Oct	144.82 -1.67	Mar	3.874 +0.0	Nov	9.082 -5.2	Mar	74.51 -0.21

Beef Farmers of Ontario, 130 Malcolm Road, Guelph, ON N1K 1B1 Phone: (519) 824-0334 Fax: (519) 824-9161 or email: [markets@ontariobeef.com](mailto:markets@ontariobeef.com)

## UPCOMING SPRING SPECIAL SALES

Mar 3	11:00 am	Ontario Stockyards Inc	Spring All Vaccinated Stocker Sale
Mar 10	10:00 am	Keady Livestock Market	Regular Sale
Mar 13	11:00 am	Community Livestock Exchange	Quinte Cattlemen's Association Sale
Mar 13	7:00 pm	Ontario Stockyards Inc	Bred Cow Sale
Mar 21	11:00 am	Denfield Livestock Exchange	Stocker & Bred Cow, Cow/Calf Pair Sale
Mar 24	10:00 am	Keady Livestock Market	Regular Schedule Resumes
Mar 25	10:00 am	Kawartha Lakes Community Sale Barn	Special Stocker Sale

## Comments for the week ending February 27, 2020

Larger receipts of 528 fed steers and heifers sold through auction markets this week up 113 head from last week and 367 more than this time last year. Fed steers sold from \$126.49-\$154.03 averaging \$143.84 up \$3.88 from last week and \$4.17 higher than year ago prices. Heifers traded from \$133.42-\$148.59 averaging \$142.78 down \$0.68 from last week and \$11.50 stronger than year ago prices. Auction markets reported an active trade with prices steady to lower, with good quality and fancy cattle trading higher. The market ended the week steady.

The Ontario railgrade market was limited this week with light packer interest reported. A few sales were noted the previous Friday at \$250.00 for heifers and \$251.00 dressed for steers. By Wednesday trade was noted at \$244.00-\$245.00 for steers and \$244.00-\$245.00 heifers, with delivery out to the week of March 23<sup>rd</sup>. This week's average price is down \$3.25 from last week and \$3.75 below year ago prices.

2,923 fed/cull cows sold through auction markets this week, up 358 head from last week and 650 more than the same week last year. Cows sold from \$56.07-\$81.29 averaging \$67.55 up \$1.24 from last week and \$10.57 above year ago prices. Auction markets reported active trading on a good demand with prices from steady to stronger, with sales up by \$5.00 cwt in spots on top quality and fancy cows. The market ended the week on a steady tone.

Larger receipts of 3,799 stocker and feeder cattle were on offer this week at Ontario auction markets, up 1,098 from last week and 445 more than the same week last year. Auction markets reported trade as active with prices steady to strong. By Tuesday prices were \$3.00-\$5.00 cwt higher. Wednesday saw heavier cattle trading barely steady and by Thursday trade was holding steady on an active trade. Actual average prices this week saw live steers from 400-500 lbs down \$0.03 from last week on average, 500-600 lbs up \$1.90, 600-700 lbs down \$6.73, 700-800 lbs up \$9.41, 800-900 lbs up \$2.58, 900-1000 lbs down \$2.26 and steers 1000 lbs plus averaged \$0.25 below last week's weighted average prices. Heifers from 300-400 lbs averaged \$13.10 stronger than last week, 400-500 lbs up \$7.24, 500-600 lbs up \$12.83, 600-700 lbs up \$10.66, 700-800 lbs up \$11.14, 800-900 lbs down \$5.98 and heifers 900 lbs and over were up \$9.88 from last week's weighted average prices.

The Quebec electronic market this week sold at \$247.00 dressed, down \$2.00 from last week on average.

Alberta direct trade on Wednesday saw a light test with Canfax reporting dressed sales from \$246.00-\$248.00 cwt delivered on a dressed basis, down \$7.00 cwt from last week's bids. On Thursday a light test was noted at \$248.00 delivered. Canfax noted live sales at \$146.75 on a picked up basis, with dressed deals from \$244.50-\$246.50 picked up, with no trade last week to compare too. Canfax reports: "Lift times were all over the map, cattle that traded this week were being scheduled anywhere from the middle of March to the first half of April delivery. Using a 115.00 Nebraska price, Alberta fed prices are trading at roughly a 6.00 discount against the US market. Western Canadian fed prices established new annual lows this week."

The US cash cattle trade for the week ending February 21st, was light to moderate from Tuesday to Thursday with a few clean up deals on Friday, at prices steady to \$1.00 cwt higher. Trade overall for the week was reported by the USDA Mandatory Price Report ranging from \$116.00-\$122.00 live, with steers averaging \$119.71 up \$0.81 from the previous week, while heifers averaged \$119.67 up \$0.64. On the rail, trade ranged from \$188.00-\$192.00 dressed, with steers averaging \$190.07 down \$0.20 and heifers \$190.14 up \$0.05.

This week, prices are under pressure as all markets fall sharply amid fears of the spreading Covid-19 virus and its impact on the economies worldwide. Agcenter.com reports: "Global trade worries concerning the spread of the Corona virus continued to plague the market. The latest news stories on the virus will drive the cattle futures market, rather than market fundamentals or signals." Business got going early this week with a very light test noted on Monday in parts of the north from \$116.00-\$119.00 live which is steady to \$4.00 lower than last week with a couple of dressed deals at \$187.00, down \$3.00 from last week, however not enough sold to establish a market. Tuesday, trade was light to moderate in all areas with live trade from \$114.00-\$118.00 live, mostly \$115.00 down \$4.00 from last week on average. On the rail trade ranged from \$184.00-\$187.00 dressed, majority at \$185.00-\$186.00 down \$4.00-\$5.00 from last week on average. At the Fed Cattle Exchange online auction Wednesday, there were 755 head on offer, in 5 lots with delivery in 1-17 days. All lots were asking \$115.00 live, with four lots selling at \$115.25, with the fifth lot receiving no bid. A light test on the cash market Wednesday saw live sales ranging from \$113.00-\$117.50, averaging \$115.00 which is steady to the week's decline, but \$4.00 below last week. Dressed deals ranged from \$183.00-\$187.00, mostly \$185.00 down \$5.00 from last week. A few clean up deals on Thursday were slightly easier at \$112.00-\$115.00 live and \$180.00-\$186.00 dressed. Today, the market is quiet with no bids or sales reported. Downward pressure on all markets worldwide continues as they react to daily news about the Coronavirus.