



## Weekly Market Information Report for the week ending Thursday March 26, 2020

The following information is collected from various sources and disseminated by Beef Farmers of Ontario.

### ONTARIO DIRECT TO PACKER RAILGRADE CATTLE TRADE

Prices are on a carcass weight basis before grade and weight discounts. Weekly Range:

**A Grade Steers** No bids or sales  
**A Grade Heifers** No bids or sales

### ONTARIO LIVE CATTLE TRADE

Ontario auction sales this week saw weighted average price ranges for:

FED CATTLE	Volume	Price Range	Average	Top	Last Week Avg
Large Frame Steers +1250	258	133.74-144.11	139.63	171.00	140.08
Medium Frame Steers +1250	131	126.37-140.50	135.37	155.50	132.76
Large & Medium Frame Steers +1250	389	131.58-144.14	138.46	171.00	135.68
Large Frame Heifers +1000	179	120.89-142.49	135.65	165.00	134.43
Medium Frame Heifers +1000	186	119.13-140.75	130.75	163.50	129.94
Large & Medium Frame Heifers +1000	365	120.85-144.41	135.05	165.00	132.27
Fed steers, Dairy & Dairy Cross +1250	189	105.67-124.95	116.30	130.00	117.28
Fed heifers, Dairy & Dairy Cross +1000	186	75.85-115.07	99.69	122.00	105.31
Cows - All Weights	2,696	64.98-94.29	78.89	124.00	77.89
Bulls - All Weights	119	99.96-122.25	111.79	144.00	105.80

### STOCKERS - Large and Medium Frame

STEERS	Volume	Price Range	Average	Top	Last Week Avg
1000+	615	147.77-167.13	158.27	190.00	157.16
900-999	468	160.24-176.69	169.43	182.50	158.94
800-899	338	163.20-181.79	175.03	189.00	162.41
700-799	448	173.66-196.50	185.26	208.00	175.00
600-699	490	188.03-214.20	203.30	234.75	197.66
500-599	445	196.92-226.99	215.82	242.50	198.41
400-499	147	191.12-232.54	211.84	250.00	201.99
-399	56	141.59-199.37	179.63	225.00	196.13
HEIFERS	Volume	Price Range	Average	Top	Last Week Avg
+900	284	125.29-150.98	140.53	160.50	140.40
800-899	202	132.85-156.37	147.54	168.00	143.37
700-799	346	140.73-170.60	160.17	197.50	148.39
600-699	495	164.20-189.42	178.68	207.00	165.13
500-599	362	152.45-197.14	177.23	216.00	175.31
400-499	188	149.85-186.29	170.21	222.00	162.16
300-399	69	149.94-170.56	164.46	228.00	142.04
-299	5	107.50			176.75

At Kawartha Lakes Community Sale Barn, March 14, 2020 – 311 cows, 7 bulls, 40 veal, 107 fed cattle

	Price Range	Avg.	Top
Large frame fed steers	141.00-144.50	142.33	144.50
Cows	63.50-98.00	78.35	117.00
Bulls over 1600 lbs	97.00-113.50	104.24	113.50

**Denfield Livestock Exchange Inc., March 24, 2020: 205 Fed Cattle, 25 Veal, 86 Cows, 2 stockers**

	Price Range	Average	Top
Large & Medium Frame Fed Steers +1250 lbs	135.00-154.00	141.84	171.00
Large & Medium Frame Fed Heifers +1000 lbs	135.00-146.50	139.98	165.00
Cows	67.00-94.50	78.86	107.00
Veal over 600 lbs	115.00-129.00	122.98	129.00

**At Aylmer Stockyards Inc.: March 18, 2020- 75 veal, 268 Cows, 101 fed cattle, 109 stockers, 7 bulls**

	Price Range	Average	Top
Fed Heifers, Dairy & Dairy Cross	61.99-117.99	100.49	117.99
Cows	52.00-111.00	81.10	113.50
Veal over 600 lbs	93.00-134.49	117.79	134.49

**ONTARIO STOCKER & FEEDER TRADE**

**Stocker sale at Brussels Livestock: March 20, 2020 – 1,089 Stockers**

Steers	Price Range	Average	Top	Heifers	Price Range	Average	Top
1000+	140.00-166.25	157.59	168.00	900+	125.50-160.50	144.03	160.50
900-999	161.50-175.50	169.58	175.50	800-899	134.00-163.00	151.51	168.00
800-899	159.00-188.75	178.28	188.75	700-799	11.00-159.50	148.28	162.00
700-799	178.00-197.25	187.90	197.25	600-699	162.00-173.00	165.69	179.00
600-699	192.00-214.50	203.06	214.50	500-599	161.00-184.00	171.65	184.00
500-599	205.00-228.00	218.90	228.00	400-499	166.00-170.00	167.05	170.00
400-499	167.00-204.00	187.80	204.00				

**Stocker sale at: Community Livestock Exchange: March 24, 2020 – 81 Stockers**

Steers	Price Range	Average	Top	Heifers	Price Range	Average	Top
700-799	94.99-180.00	137.79	180.00	600-699	132.49-144.99	139.70	144.99
600-699	173.99-193.99	178.40	193.99	500-599	139.99-175.00	147.79	175.00
500-599	119.99-214.99	191.90	214.99	400-499	139.99-150.00	145.59	150.00
400-499	204.99-137.50	224.10	237.50				

**Stocker sale at: Keady Livestock Market: March 24, 2020 – 336 Stockers**

Steers	Price Range	Average	Top	Heifers	Price Range	Average	Top
1000+	145.00-156.00	151.74	156.00	900+	116.00-130.00	123.18	130.00
900-999	158.00-176.50	168.47	176.50	700-799	160.50-163.00	161.56	167.50
800-899	181.00-195.00	187.30	196.00	600-699	176.00-183.00	180.72	183.00
700-799	206.00-220.00	214.16	220.00	500-599	160.00-202.00	188.89	204.00
600-699	217.00-222.00	221.49	222.00				
500-599	175.00-226.00	207.83	226.00				

**Stocker sale at: Renfrew Pontiac Livestock: March 24, 2020 – 92 Stockers**

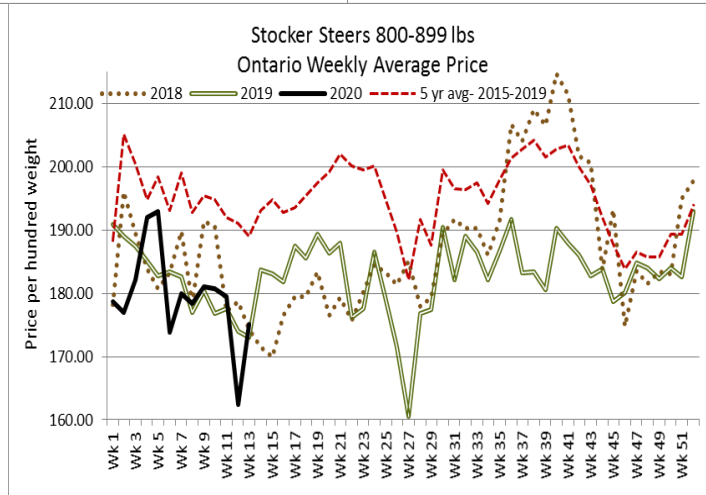
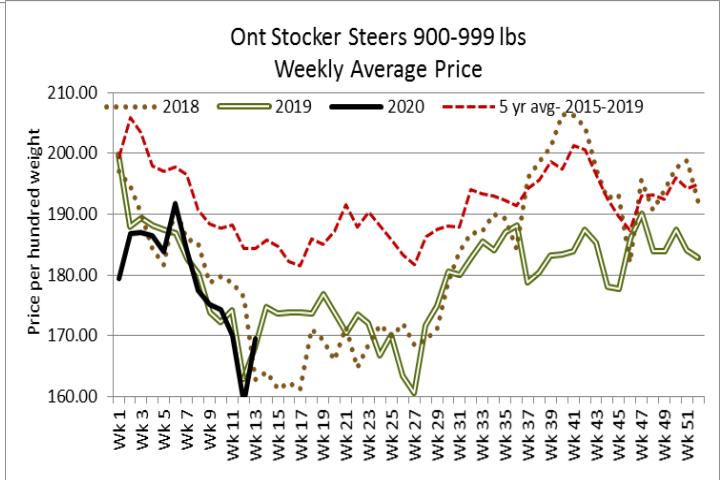
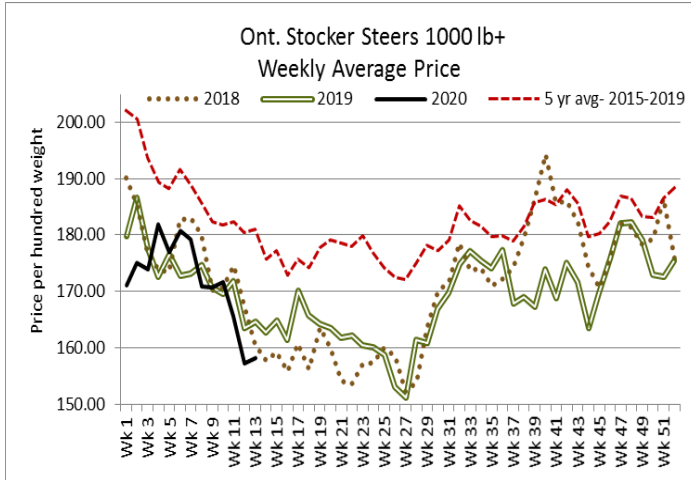
Steers	Price Range	Average	Top	Heifers	Price Range	Average	Top
700-799	162.00-173.99	170.30	173.99	700-799	107.49-150.00	145.79	150.00
600-699	112.50-220.00	169.70	220.00	600-699	117.99-159.00	150.60	159.00
500-599	159.00-220.00	196.10	220.00	500-599	112.50-175.00	149.59	175.00
400-499	152.49-231.00	201.29	231.00				

**Stocker sale at Ontario Livestock Exchange, March 25, 2020- 741 stockers**

Steers	Price Range	Average	Top	Heifers	Price Range	Average	Top
1000+	153.00-172.50	162.88	172.50	900+	144.00-157.00	152.23	157.00
900-999	157.00-182.50	171.59	182.50	800-899			
800-899	171.00-182.00	179.10	182.00				

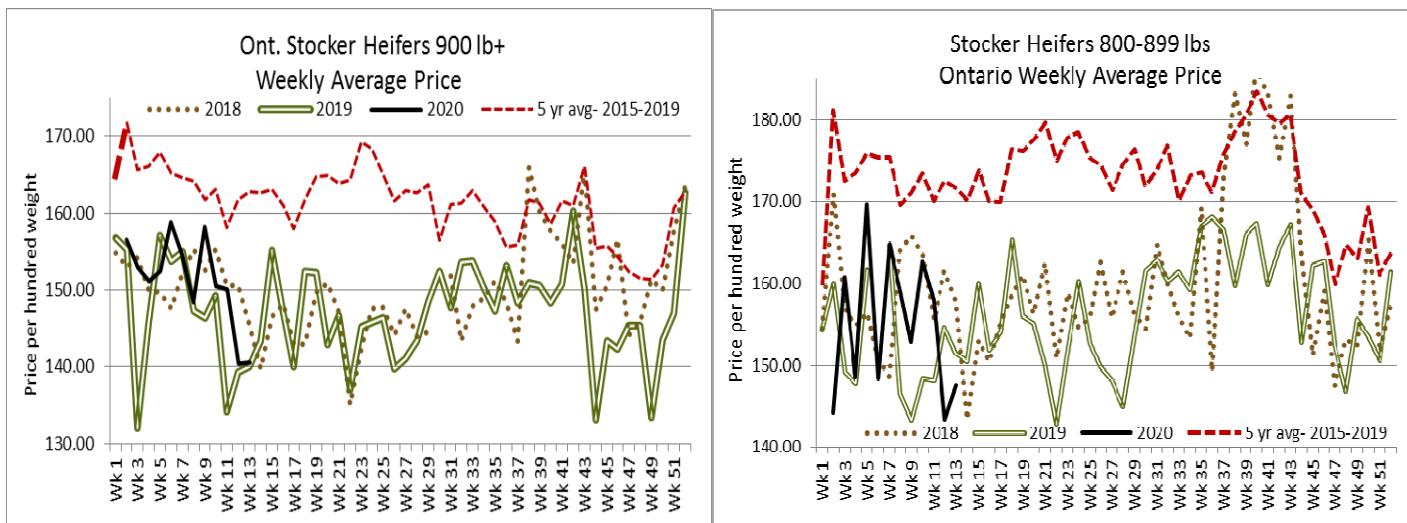
Stocker sale at **Ontario Livestock Exchange: March 26, 2020 – 275** Stockers

Steers	Price Range	Average	Top	Heifers	Price Range	Average	Top
600-699	122.50-192.50	163.44	192.50	500-599	152.50-181.00	170.66	181.00
500-599	177.50-216.00	204.37	216.00	400-499	150.00-181.00	165.50	181.00
400-499	160.00-230.00	182.92	230.00				



Stocker sale at **Ontario Stockyards Inc: March 26, 2020 – 361** Stockers

Steers	Price Range	Average	Top	Heifers	Price Range	Average	Top
800-899	166.00-179.50	172.56	180.00	800-899	132.00-152.50	145.24	152.50
700-799	150.00-200.00	175.68	200.00	700-799	100.00-159.00	140.89	159.00
600-699	158.00-207.00	194.94	234.75	600-699	132.00-185.00	166.60	200.00
500-599	201.00-236.00	218.28	242.50	500-599	154.00-197.00	174.89	197.00
400-499	207.00-235.00	221.10	250.00	400-499	140.00-182.50	164.37	191.00
399-	172.50-195.00	185.80	220.00	300-399	150.00-152.50	150.74	152.50



### ONTARIO STOCKER & FEEDER TRADE SPECIAL SPRING SALES

Stocker sale at **Denfield Livestock Exchange: March 21, 2020 – 485 Stockers**

Steers	Price Range	Average	Top	Heifers	Price Range	Average	Top
800-899	159.00-174.00	170.40	174.00	900+	103.00-143.00	134.71	157.50
700-799	174.00-198.00	185.20	198.00	800-899	142.50-163.00	156.27	163.00
600-699	194.00-206.00	196.82	208.00	700-799	140.00-176.50	162.63	176.50
500-599	178.00-208.50	196.33	224.50	600-699	150.00-191.00	173.36	197.00
400-499	185.00-205.00	196.43	205.00	500-599	163.00-183.00	171.03	196.00
				400-499	178.00-180.00	179.00	180.00
				300-399	170.00-176.00	174.75	176.00

All stockers sold very strong and steady to past sales!

Stocker sale at: **Ontario Stockyards Inc: March 24, 2020 – 820 Stockers**

Steers	Price Range	Average	Top	Heifers	Price Range	Average	Top
900-999	177.00-179.00	178.15	179.00	900+	128.00-139.00	131.87	139.00
800-899	178.00-184.00	182.13	184.00	800-899	117.00-139.00	126.13	139.00
700-799	186.00-201.00	194.58	208.00	700-799	172.00-180.00	176.45	185.00
600-699	198.00-216.00	207.85	221.25	600-699	175.00-196.00	186.06	203.00
500-599	215.00-239.00	229.37	239.00	500-599	170.00-214.50	193.13	216.00
400-499	219.00-239.00	231.07	247.50	400-499	167.50-217.00	197.25	222.00
				300-399	150.00-190.00	175.34	190.00

Replacement cattle traded actively with prices \$5.00-\$10.00 cwt higher.

Stocker sale at **Kawartha Lakes Community Sale Barn, March 25, 2020- 638 stockers**

Steers	Price Range	Average	Top	Heifers	Price Range	Average	Top
800-899	168.00-189.00	181.71	189.00	800-899	125.00-165.00	150.95	165.00
700-799	180.00-208.00	191.06	208.00	700-799	155.00-197.50	179.99	197.50
600-699	200.00-229.00	218.90	232.00	600-699	176.00-203.00	192.39	207.00
500-599	200.00-242.00	223.24	242.00	500-599	142.50-212.50	185.27	212.50
400-499	195.00-244.00	219.59	244.00	400-499	120.00-200.00	161.86	200.00
399-	80.00-225.00	181.59	225.00	300-399	122.50-167.50	156.58	167.50

Cattle sold actively on a good demand, with heifers selling at a premium.

### ONTARIO BRED COW SALES

Ontario Stockyards Inc, March 20, 2020- 110 Bred cows, 6 Cow calf pairs, 4 bulls

	Exotic and Exotic X	British and British X
Top quality bred cows	\$1600-\$2000	N/T
Avg quality bred cows	\$1400-\$1700	\$1300-\$1600
Top quality cow/calf pairs	N/T	\$2300-\$2500

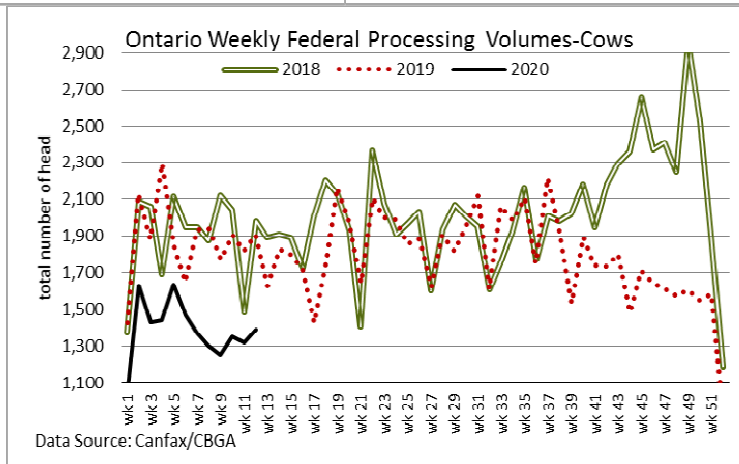
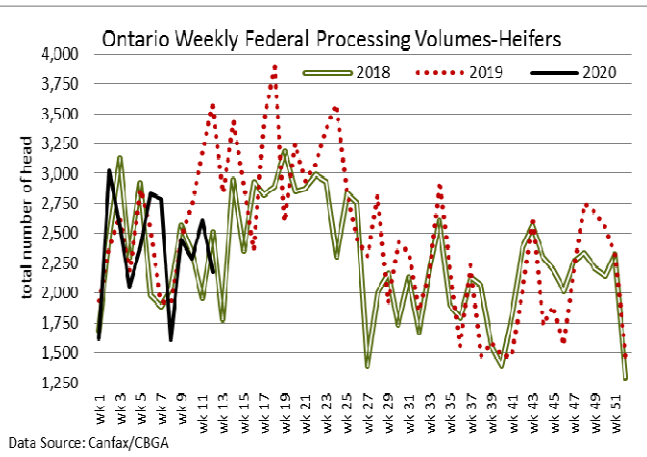
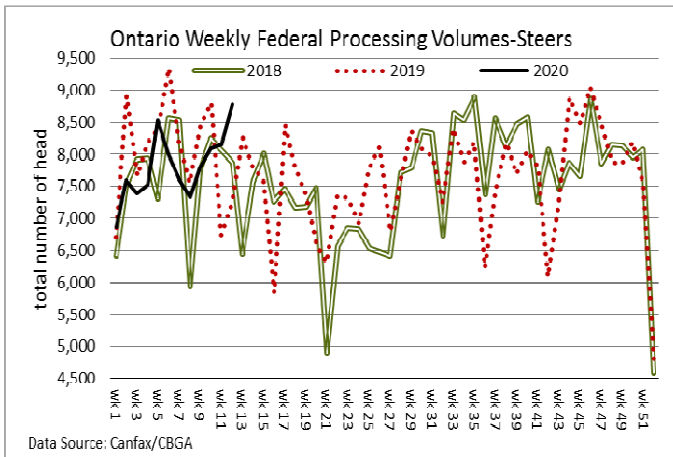
Good quality bred heifers and cows sold on a strong demand at fully steady prices. (Prices are per head & per pair)

### CATTLE EXPORTS-ONTARIO

	Week ending Mar 7, 2020	Week ending Feb 29, 2020	Year to Date 2020
Total live slaughter cattle exported from Ontario to the U.S.	<b>3,052</b>	<b>2,991</b>	<b>32,121</b>
Steers & Heifers & Cows	2,859	2,832	29,480
Bulls	193	159	2,641

### FEDERALLY INSPECTED CANADIAN PROCESSING

	Week Ending March 21, 2020	# of hd change from week ago	YTD	% Change (Week Ago)	% Change (Year Ago)
<b>Grand Total</b>	<b>69,859</b>	<b>+8,040</b>	<b>698,331</b>	<b>+13%</b>	<b>+1%</b>
<b>Western Slaughter</b>	<b>56,297</b>	<b>+7,708</b>	<b>547,510</b>	<b>+16%</b>	<b>+3%</b>
<b>Eastern Slaughter</b>	<b>13,562</b>	<b>+332</b>	<b>150,821</b>	<b>+3%</b>	<b>-5%</b>



**AVERAGE CARCASS WEIGHTS – CANADA**

	<b>Steers</b>	<b>Heifers</b>
March 21 2020	914	853
March 14, 2020	913	862
March 22, 2019	914	845

**USDA ESTIMATED CATTLE PROCESSING VOLUME**

	<b>Week Ending March 28, 2020</b>	<b>Previous Week</b>	<b>Year Ago</b>
<b>Grand Total</b>	676,000	653,000	619,000

The Beef Report notes that this week's harvest is the largest March processing volume in the month of March since 2000.

**ALBERTA DIRECT TRADE**

For the week ending March 26, 2020

<b>Steers</b>	Live <b>FOB</b>	N/T	Rail <b>FOB</b>	259.00-263.50
<b>Heifers</b>	Live <b>FOB</b>	N/T	Rail <b>FOB</b>	258.50-263.50

**U.S. TRADE (U.S. funds)**

For the week ending March 26, 2020

<b>Choice and Select Steers and Heifers:</b>	Live	115.00-120.50
	Rail	185.00-191.00

**QUEBEC ELECTRONIC AUCTION MARKET (F.O.B. THE FEEDLOT)**

	<b>Price</b>	<b>Change from Last Week</b>
For the week ending March 26, 2020	248.50-248.75	+9.58

**CANADIAN BOXED BEEF CUT-OUT VALUES-**

**Canfax notes** (There will be a publication gap as we are in the process of updating the model with new cuts.)

<b>Week Ending</b>	<b>AAA</b>	<b>AA</b>
February 21, 2020	2.7337	2.6792
February 14, 2020	2.7692	2.6792

**U.S. BOXED BEEF CUT-OUT VALUES (U.S. funds)**

	<b>Choice 600-900</b>	<b>Select 600-900</b>
<b>Current Five Day Average:</b>	255.25	243.21

**BEEF EXPORTS – CANADA**

	<b>United States</b>	<b>Change from last year YTD</b>	<b>Mexico</b>	<b>Change from last year YTD</b>
	Jan 1- Jan 31/20		Jan 1- Jan 31/20	
Total	23,574 tonnes	-2% or -546 tonnes	1,452 tonnes	+14% or +177 tonnes
	<b>Japan</b>	<b>Change from last year YTD</b>	<b>China</b>	<b>Change from last year YTD</b>
	Jan 1- Jan 31/20		Jan 1- Jan 31/20	
Total	4,175 tonnes	+59% or +1,552 tonnes	818 tonnes	-41% or -567 tonnes

**LIVE CATTLE – CANADA**

<b>IMPORTS</b>	<b>Import % change from 2019 YTD</b>	<b>EXPORTS</b>	<b>Export % change from 2019 YTD</b>		
Jan 1- Jan 31/20		Jan 1- Mar 14/20			
Pure bred	103	-29%	Slaughter steers & heifers & cows	111,128	+9%
Non-pure bred	25,361	+20%	Feeder cattle & calves	23,009	-51%
			Bulls	7,037	+16%

### BEEF PRODUCTION – CANADA

	Jan 1 – Mar 21/20	Last Year Same Time	% Change
Fed	228,124 tonnes	221,931 tonnes	+3%
Non-fed	44,319 tonnes	48,699 tonnes	-9%

### BEEF IMPORTS – CANADA

	Jan 1 – Mar 21/20	Last Year Same Time	% Change
United States	26,717 tonnes	23,342 tonnes	+14%
Non-CUSMA	6,844 tonnes	12,980 tonnes	-47%
EU-28 (beef/veal total)	3,464 tonnes	1,388 tonnes	+150%
Total	38,775 tonnes	38,968 tonnes	0%

### CHICAGO MERCANTILE EXCHANGE

Closing quotes on futures today were as follows:

Live Cattle	Feeder Cattle	Corn	Soybeans	Canadian \$
Apr 100.95 -4.50	Apr 120.60 -4.50	May 3.460 -2.6	May 8.814 +1.2	Spot 71.70 +0.41
Jun 89.42 -4.12	May 120.92 -4.50	Jul 3.516 -2.4	Jul 8.852 +0.4	Jun 71.76 +0.43
Aug 90.45 -4.02	Aug 127.10 -4.50	Sep 3.560 -3.0	Aug 8.856 +0.0	Sep 71.80 +0.43
Oct 94.32 -3.70	Sep 127.57 -4.50	Dec 3.642 -3.0	Sep 8.790 -1.4	Dec 71.82 +0.42
Dec 98.32 -3.65	Oct 128.52 -4.50	Mar 3.740 -3.4	Nov 8.766 -2.2	Mar 71.84 +0.42
Feb 102.62 -3.55	Nov 128.80 -4.50	May 3.784 -3.4	Jan 8.752 -3.2	Jun 71.89 +0.44

Beef Farmers of Ontario, 130 Malcolm Road, Guelph, ON N1K 1B1 Phone: (519) 824-0334 Fax: (519) 824-9161 or email: [markets@ontariobeef.com](mailto:markets@ontariobeef.com)

### UPCOMING SPRING SPECIAL SALES

Mar 28	Maple Hills Auctions Ltd	Cancelled
Apr 1 1:00 pm	Ontario Livestock Exchange	All Vaccinated Stocker Sale- Every Wednesday
Apr 4 11:00 am	Denfield Livestock Exchange	Stocker & Bred Cow, Cow/Calf Pair Sale
Apr 4 2:00 pm	Keady Livestock Market	Saunders Charolais Bull Sale
Apr 14 11:00 am	Ontario Stockyards Inc	Special Spring All Vaccinated Stocker Sale
Apr 15 10:00 am	Kawartha Lakes Community Sale Barn	Special Stocker Sale
Apr 18 11:00 am	Denfield Livestock Exchange	Stocker & Bred Cow, Cow/Calf Pair Sale
Apr 24 9:00 am	Keady Livestock Market	Special Spring Stocker Sale
Apr 25 8:30 am	Rainy River Cattlemen's- Stratton	Spring Stocker Sale
Apr 29 2:00 pm	Vankleek Hill Livestock Exchange	Stocker Sale

### Comments for the week ending March 26, 2020

Larger receipts of 754 fed steers and heifers sold through auction markets this week, up 194 from last week and 329 more than the same time last year. Fed steers sold from \$131.58-\$144.14 averaging \$138.46 up \$2.78 from last week but \$0.55 lower than year ago prices. Fed heifers sold from \$120.85-\$144.41 averaging \$135.05 up \$2.78 from last week and \$7.07 stronger than year ago prices. Auction markets started out with sales steady to \$4.00-\$5.00 lower than last week. By mid-week trade was noted as just steady on a medium quality offering and ended the week selling \$2.00-\$3.00 cwt lower.

The Ontario railgrade market was very quiet this week with no sales or bids reported. Federal processing volumes for steers and heifers the week of March 14, 2020 was at 10,769 head up 883 from the same week in 2019. The week of March 21st saw 10,967 head processed federally, up 151 from the same week last year. Processers are doing their best to work through the volumes but are reported to have a good supply procured out to the middle of April.

The Boxed Beef Report by Kevin Grier notes: "Last week was the first week that the consumer buying binge, driven by the coronavirus, hit home at the packer beef pricing level. Prior to last week the U.S. cutout had been well below last year and well below the five-year average. Last week it shot up by about US\$25/cwt. If there is any consolation to Canadian buyers, it may be the fact that the U.S. cutout is only now at year ago levels and at the average of 2014-2018. That is no consolation to Canadian buyers however, given that the exchange rate is running around its weakest level in a decade. Canadian prices probably did not go as high as the U.S., but they did go up in half day increments. Given the state of the dollar and the U.S. market demand, Canadian packers have been moving large quantities there as well. The other notable point of the market is that everything that can be ground is going there.

Availability of spot market product is going to be very small if anything at all. Packers are making sure that big grocery customers have product and that is the priority. They are allocating product to big buyers. Canadian Buyer Activity Retailers are entirely focused on the short term and re-fill. There has been little or no discussion about spring ads and front page of the flyers. Distributors are not buying even if they could."

2,696 cull/fed cows sold through auction markets this week down 20 head from last week, but 217 more than the same week last year. Cows sold from \$64.98-\$94.29 averaging \$78.89 up \$1.00 from last week and \$18.42 above year ago prices. Auction markets reported a good strong demand to start out this reporting period. As the week progressed, trade was steady to \$5.00 cwt higher with one market noting sales as barely steady to last week's sharply higher trade. By mid-week trade was holding steady.

4,958 stocker and feeder cattle sold through auction markets this week, up 519 head from last week and 1,032 more than the same week last year. Auction market reports started out the previous Friday with good quality cattle trading actively at prices \$5.00-\$10.00 cwt higher while non-vaccinated cattle sold easier. As the week progressed the market saw a strong active trade with good demand and steady prices and vaccinated cattle up \$5.00-\$10.00 cwt. By the end of the week sales were steady on good quality cattle with medium quality steady to selective. Actual average prices this week saw steers 400-500 lbs up \$9.82 from last week on average, 500-600 lbs up \$17.41, 600-700 lbs up \$5.64, 700-800 lbs up \$10.26, 800-900 lbs up \$12.62, 900-1000 lbs up \$10.49 and steers 1000 lbs and over averaged \$1.11 stronger than last week on average. Heifers 300-400 lbs were up \$22.42, 400-500 lbs up \$8.05, 500-600 lbs up \$1.92, 600-700 lbs up \$13.55, 700-800 lbs up \$11.78 800-900 lbs up \$4.17, 900 lbs and over were up by \$0.13 from last week on average.

The Quebec electronic market this week ranged from \$248.50-\$248.75 up \$9.58 from last week on average.

Alberta direct trade this week was strong. Canfax reported dressed deals from \$260.00-\$265.00 delivered on Tuesday and \$263.00 on Thursday, up \$15.00-\$21.00 cwt from last week. Canfax reports: "Cattle that had been carried over for the past few weeks were sold this week. One packer is sounding short bought some cattle that traded this week would be lifted as early as next week." On a picked up basis Canfax noted dressed sales from \$258.50-\$263.50 with steers averaging \$262.60 up \$16.40 from last week, while heifers averaged \$262.27 up \$17.00. US packer interest was noted but majority of the cattle that sold this week were reported by Canfax to have stayed in Alberta.



The US cash cattle trade the week ending March 19th started out Monday under pressure, with sales from \$103.00-\$110.00 live and \$170.00-\$172.00 dressed. As the week progressed, prices improved daily and by Thursday sales were noted from \$111.00-\$113.00 live which is steady to \$3.00 higher, and \$175.00-\$180.00 dressed which was steady the previous week. The USDA Mandatory Price Report listed live steers at \$109.89 on average, up \$1.05, while heifers averaged \$108.71 down \$0.72. On the rail steers averaged \$173.13 down \$0.92 and heifers \$171.98 down \$0.70.

This week, a light trade was noted Monday in parts of the north at \$115.00 live up \$2.00-\$5.00 from last week's trade, and \$185.00 dressed up at least \$10.00 cwt from last week but not enough to establish a market. Tuesday, a couple of deals were noted at \$116.00 live and \$188.00 dressed in parts of the north up \$7.00 live and \$13.00 cwt dressed from last week's trade but again, not enough to establish a market. Wednesday at the Fed Cattle Exchange online auction there were 5,886 head on offer with 2,451 sold. 1,614 head with delivery in 1-19 days sold from \$119.00-\$120.50 averaging \$119.77, while 837 head with delivery in 1-17 days sold from \$115.00-\$118.75 averaging \$117.73. Sales were up \$9.00-\$11.00 cwt from last week. Wednesday afternoon, active trade developed in all feeding states at sharply higher prices. Business in the south ranged from \$116.00-\$122.00 live, mostly \$120.00 up \$10.00 cwt. In the north dressed deals ranged from \$190.00-\$190.50 up \$17.00 cwt from last week's weighted average prices. Thursday, saw a few sales in the north at steady to lower prices than early week trade from \$180.00-\$191.00 dressed, mostly \$185.00-\$190.00. Today, the market was very quiet and it appears that trade for the week is completed. Cattle futures and markets traded sharply lower to down the limit today, partially on the news that the U.S. now has the highest number of COVID-19 cases in the world.