



Weekly Market Information Report for the week ending Thursday April 2, 2020

The following information is collected from various sources and disseminated by Beef Farmers of Ontario.

ONTARIO DIRECT TO PACKER RAILGRADE CATTLE TRADE

Prices are on a carcass weight basis before grade and weight discounts. Weekly Range:

A Grade Steers No bids or sales

A Grade Heifers No bids or sales

ONTARIO LIVE CATTLE TRADE

Ontario auction sales this week saw weighted average price ranges for:

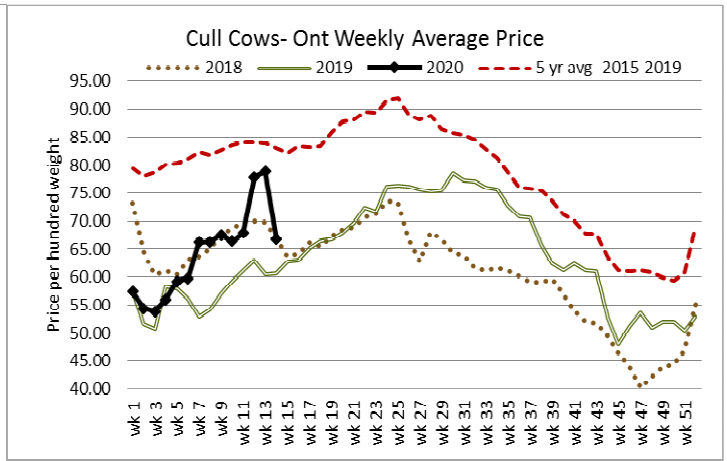
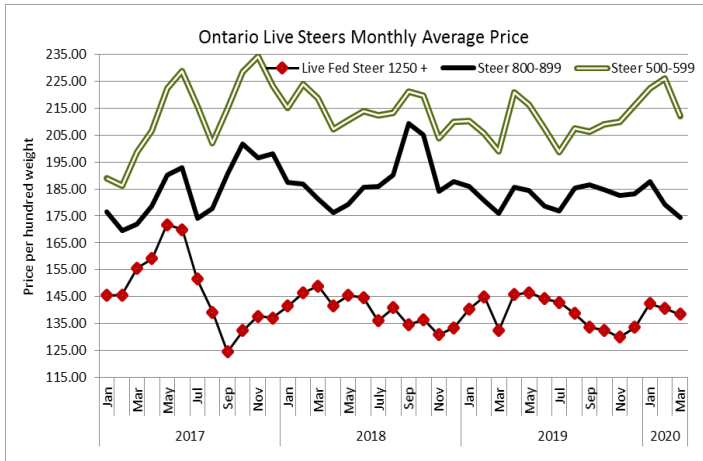
FED CATTLE	Volume	Price Range	Average	Top	Last Week Avg
Large Frame Steers +1250	147	131.37-142.85	137.35	147.00	139.63
Medium Frame Steers +1250	75	124.13-138.84	133.16	147.00	135.37
Large & Medium Frame Steers +1250	223	128.11-141.40	136.72	147.00	138.46
Large Frame Heifers +1000	51	114.40-141.90	130.46	145.50	135.65
Medium Frame Heifers +1000	87	117.01-135.18	129.34	151.00	130.75
Large & Medium Frame Heifers +1000	138	115.96-137.79	129.39	151.00	135.05
Fed steers, Dairy & Dairy Cross +1250	61	97.59-112.59	106.86	126.00	116.30
Fed heifers, Dairy & Dairy Cross +1000	120	76.20-101.68	85.10	113.00	99.69
Cows - All Weights	2,281	56.75-78.58	66.74	114.00	78.89
Bulls - All Weights	98	86.27-112.10	99.68	189.99	111.79

STOCKERS - Large and Medium Frame

STEERS	Volume	Price Range	Average	Top	Last Week Avg
1000+	463	151.67-168.13	158.61	172.00	158.27
900-999	304	155.40-171.38	163.98	183.50	169.43
800-899	198	162.15-179.39	171.84	189.00	175.03
700-799	175	158.95-204.64	183.94	227.00	185.26
600-699	186	172.7-219.31	199.44	244.50	203.30
500-599	153	175.57-230.94	210.85	249.00	215.82
400-499	47	155.89-225.27	197.01	247.00	211.84
-399	18	120.61-193.11	157.12	230.00	179.63
HEIFERS	Volume	Price Range	Average	Top	Last Week Avg
+900	195	131.95-154.16	143.69	160.00	140.53
800-899	152	153.45-162.53	159.31	171.00	147.54
700-799	125	143.68-173.18	164.87	184.00	160.17
600-699	227	152.15-187.02	175.76	196.00	178.68
500-599	109	142.76-195.49	171.94	215.00	177.23
400-499	48	148.92-193.26	170.79	215.00	170.21
300-399	15	136.37-164.03	152.46	195.00	164.46
-299	3	N/T	N/T	N/T	176.75

At Kawartha Lakes Community Sale Barn, March 28, 2020 – 207 cows, 14 bulls, 50 veal, 103 fed cattle

	Price Range	Avg.	Top
Large & Med frame fed steers	140.25-143.50	142.12	143.50
Cows	64.00-90.50	73.87	103.00
Bulls over 1600 lbs	69.00-117.50	96.65	117.50
Veal 600 lbs +	87.50-122.00	103.46	142.00
Veal 125 lbs-	40.00-240.00	113.10	240.00

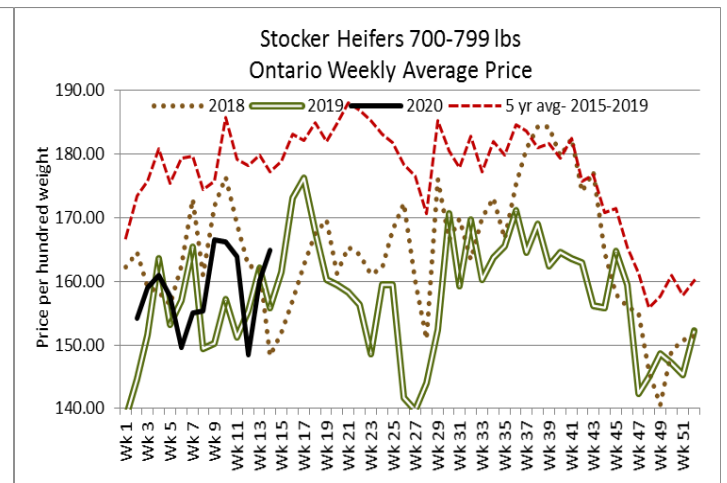
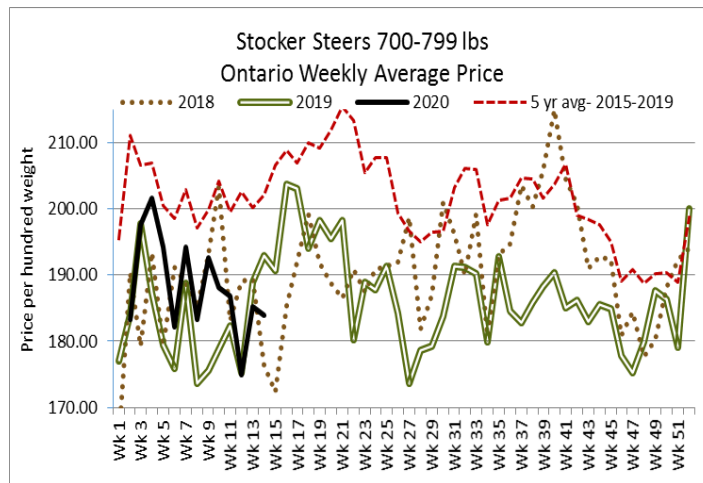


Denfield Livestock Exchange Inc., March 31, 2020: 83 Fed Cattle, 22 Veal, 77 Cows, 4 bulls

	Price Range	Average	Top
Large & Medium Frame Fed Steers +1250 lbs	128.00-142.50	135.72	142.50
Large & Medium Frame Fed Heifers +1000 lbs	132.50-142.00	136.89	151.00
Cows	50.00-77.50	64.63	90.00
Veal over 600 lbs	75.00-110.00	94.33	136.00

At Aylmer Stockyards Inc.: April 1, 2020- 25 veal, 233 Cows, 20 fed cattle, 31 stockers, 4 bulls

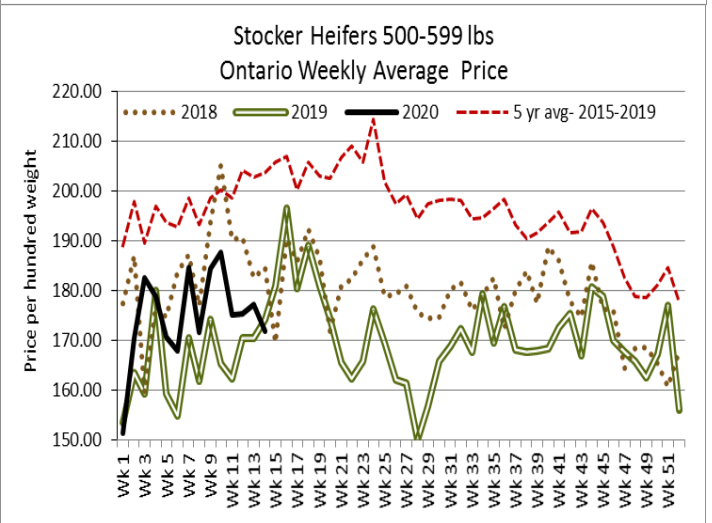
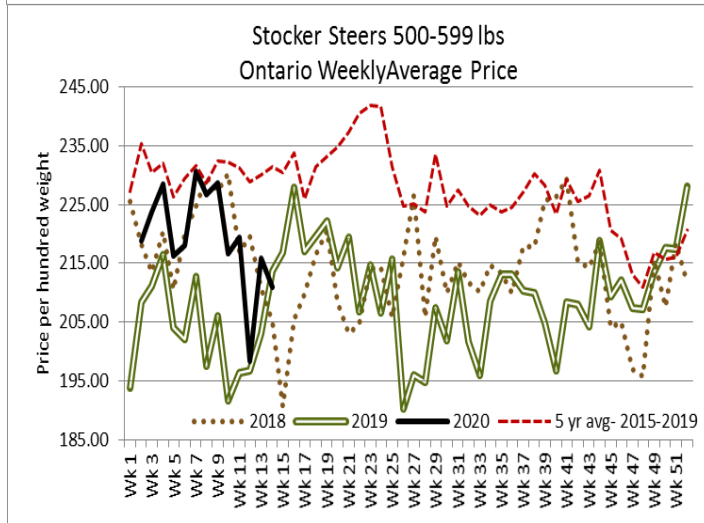
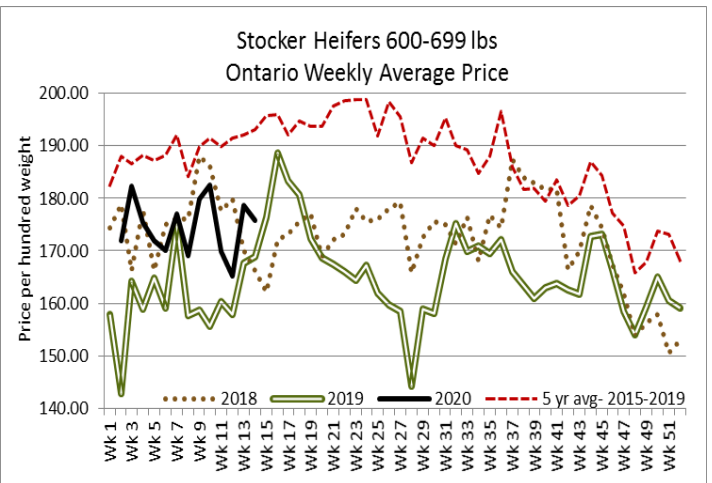
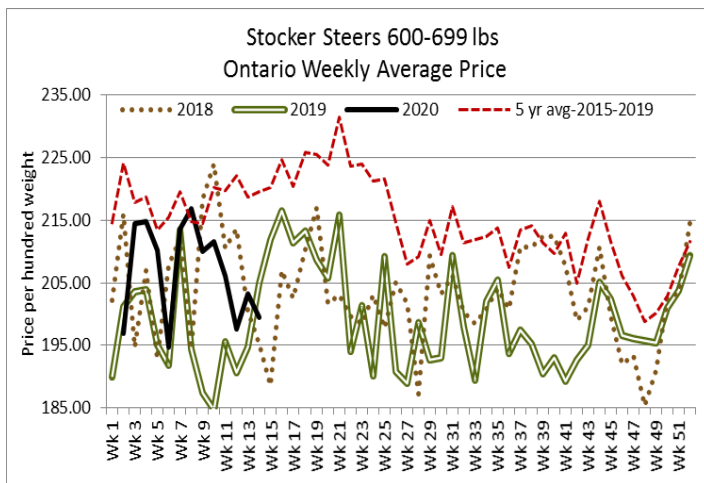
	Price Range	Average	Top
Fed Heifers, Dairy & Dairy Cross	66.00-104.00	79.10	104.00
Cows	51.00-91.00	68.99	106.49
Veal over 600 lbs	73.99-111.00	93.40	111.00



ONTARIO STOCKER & FEEDER TRADE

Stocker sale at **Brussels Livestock: March 27, 2020 – 806 Stockers**

Steers	Price Range	Average	Top	Heifers	Price Range	Average	Top
1000+	150.00-169.00	161.98	172.00	900+	135.50-160.00	147.48	160.00
900-999	158.00-172.00	166.17	183.50	800-899	150.00-163.00	158.54	171.00
800-899	166.00-189.00	180.38	189.00	700-799	157.50-179.00	171.61	180.50
700-799	169.00-227.00	197.02	227.00	600-699	163.00-196.00	188.79	196.00
600-699	184.00-235.00	209.73	238.00	500-599	121.00-195.00	159.48	215.00
500-599	170.00-232.50	197.63	233.00	400-499	150.00-177.00	166.80	177.00
400-499	135.00-213.00	187.14	213.00				



Stocker sale at: **Community Livestock Exchange: March 31, 2020 – 57 Stockers**

Steers	Price Range	Average	Top	Heifers	Price Range	Average	Top
600-699	114.99-200.00	169.30	200.00	600-699	100.00-172.50	159.00	172.50

Stocker sale at: **Keady Livestock Market: March 31, 2020 – 240 Stockers – regular schedule resumes at 9 on Tues.**

Steers	Price Range	Average	Top	Heifers	Price Range	Average	Top
700-799	162.00-197.00	173.38	197.00	800-899	169.50-62 hd		
600-699	209.50-244.50	228.28	244.50	700-799	169.00-180.00	177.00	180.0
500-599	225.00-235.00	229.18	249.00	600-699	185.00-193.50	187.83	193.50
400-499	190.00-243.00	221.80	243.00	500-599	157.50-212.00	186.33	212.00
				400-499	191.00-203.00	193.40	203.00

Stocker sale at: **Renfrew Pontiac Livestock: March 31, 2020 – 199 Stockers**

Steers	Price Range	Average	Top	Heifers	Price Range	Average	Top
800-899	162.00-185.49	173.99	185.49	700-799	114.99-164.50	15.69	164.50
700-799	137.50-195.99	177.60	195.99	600-699	131.00-187.00	173.19	187.00
600-699	169.99-220.00	199.10	220.00	500-599	135.00-196.99	167.50	196.99
500-599	130.00-227.99	214.19	227.99				
400-499	122.50-225.00	162.50	225.00				

Stocker sale at **Ontario Livestock Exchange, April 1, 2020- 549** stockers

Steers	Price Range	Average	Top	Heifers	Price Range	Average	Top
1000+	155.00-170.00	159.73	170.00	900+	140.00-150.00	147.89	150.00
900-999	158.50-175.50	166.92	175.50				
800-899	168.50-175.50	171.66	175.50				

Stocker sale at **Ontario Livestock Exchange: April 2, 2020 – 175** Stockers

Steers	Price Range	Average	Top	Heifers	Price Range	Average	Top
600-699	147.50-190.00	170.79	190.00	600-699	50.00-166.00	141.50	166.00
500-599	175.00-217.00	198.00	217.00	500-599	75.00-182.50	143.41	182.50
400-499	180.00-207.50	195.00	207.50				

Stocker sale at **Ontario Stockyards Inc: April 2, 2020 – 370** Stockers

Steers	Price Range	Average	Top	Heifers	Price Range	Average	Top
800-899	169.00-178.00	173.56	179.00	800-899	130.00-158.00	148.07	158.00
700-799	177.00-204.00	191.51	213.00	700-799	154.00-184.00	177.27	184.00
600-699	152.50-212.00	196.38	212.00	600-699	162.00-189.50	175.88	193.00
500-599	202.50-245.50	229.11	245.50	500-599	179.00-205.00	194.33	215.00
400-499	167.50-247.00	216.74	247.00	400-499	150.00-205.00	180.98	215.00
399-	70.00-215.00	143.03	230.00	300-399	140.00-195.00	177.86	195.00

CATTLE EXPORTS-ONTARIO

	Week ending Mar 14, 2020	Week ending Mar 7, 2020	Year to Date 2020
Total live slaughter cattle exported from Ontario to the U.S.	2,876	3,052	34,997
Steers & Heifers & Cows	2,663	2,859	32,143
Bulls	213	193	2,854

FEDERALLY INSPECTED CANADIAN PROCESSING

	Week Ending March 28, 2020	# of hd change from week ago	YTD	% Change (Week Ago)	% Change (Year Ago)
Grand Total	66,200	-3,659	764,531	-5%	+2%
Western Slaughter	53,971	-2,326	601,481	-4%	+5%
Eastern Slaughter	12,229	-1,333	163,050	-10%	-6%

AVERAGE CARCASS WEIGHTS – CANADA

	Steers	Heifers
March 28 2020	902	848
March 21 2020	914	853
March 30, 2019	918	842

USDA ESTIMATED CATTLE PROCESSING VOLUME

	Week Ending April 4, 2020	Previous Week	Year Ago
Grand Total	626,000	676,000	627,000

ALBERTA DIRECT TRADE

For the week ending April 2, 2020

Steers	Live FOB	150.00	Rail FOB	243.50-249.50
Heifers	Live FOB	N/T	Rail FOB	243.50-247.00

U.S. TRADE (U.S. funds)

For the week ending April 2, 2020

Choice and Select Steers and Heifers:	Live	105.00-122.00
	Rail	175.00-180.00

QUEBEC ELECTRONIC AUCTION MARKET (F.O.B. THE FEEDLOT)

For the week ending April 2, 2020	Price	Change from Last Week
	240.00	-8.63

CANADIAN BOXED BEEF CUT-OUT VALUES-

Canfax notes (There will be a publication gap as we are in the process of updating the model with new cuts.)

Week Ending	AAA	AA
February 21, 2020	2.7337	2.6792
February 14, 2020	2.7692	2.6792

U.S. BOXED BEEF CUT-OUT VALUES (U.S. funds)

	Choice 600-900	Select 600-900
Current Five Day Average:	242.96	231.34

BEEF EXPORTS – CANADA

	United States Jan 1- Feb 29/20	Change from last year YTD	Mexico Jan 1- Feb 29/20	Change from last year YTD
Total	45,225 tonnes	-5% or -2,426 tonnes	2,986 tonnes	+18% or +459 tonnes
	Japan Jan 1- Feb 29/20	Change from last year YTD	China Jan 1- Feb 29/20	Change from last year YTD
Total	7,192 tonnes	+25+% or +1,420 tonnes	1,331 tonnes	-58% or --,842 tonnes

LIVE CATTLE – CANADA

IMPORTS	Import % change from 2019 YTD	EXPORTS	Export % change from 2019 YTD		
Jan 1- Feb 29/20		Jan 1- Mar 21/20			
Pure bred	268	-58%	Slaughter steers & heifers & cows	122,309	+8%
Non-pure bred	44,007	+27%	Feeder cattle & calves	28,350	-51%
			Bulls	7,699	+11%

BEEF PRODUCTION – CANADA

	Jan 1 – Mar 28/20	Last Year Same Time	% Change
Fed	250,267 tonnes	241,438 tonnes	+4%
Non-fed	48,058 tonnes	52,304 tonnes	-8%

BEEF IMPORTS – CANADA

	Jan 1 – Mar 28/20	Last Year Same Time	% Change
United States	29,138 tonnes	25,180 tonnes	+16%
Non-CUSMA	8,084 tonnes	13,465 tonnes	-40%
EU-28 (beef/veal total)	3,682 tonnes	1,551 tonnes	+137%
Total	42,799 tonnes	41,494 tonnes	+3%

CHICAGO MERCANTILE EXCHANGE

Closing quotes on futures today were as follows:

Live Cattle			Feeder Cattle			Corn			Soybeans			Canadian \$		
Apr	88.32	-4.50	Apr	108.25	-2.42	May	3.306	-2.6	May	8.542	-4.4	Spot	70.65	+0.18
Jun	80.85	-2.22	May	108.10	-3.55	Jul	3.366	-1.6	Jul	8.594	-4.4	Jun	70.70	+0.17
Aug	84.30	-0.30	Aug	114.42	-3.22	Sep	3.422	+0.2	Aug	8.620	-3.4	Sep	70.75	+0.18
Oct	88.50	+0.55	Sep	115.80	-2.05	Dec	3.506	+1.0	Sep	8.604	-2.0	Dec	70.77	+0.18
Dec	92.35	+0.87	Oct	116.90	-1.25	Mar	3.620	+0.6	Nov	8.614	-1.4	Mar	70.79	+0.19
Feb	97.02	+0.95	Nov	117.55	-1.12	May	3.682	+0.4	Jan	8.624	-1.2	Jun	70.78	+0.17

Beef Farmers of Ontario, 130 Malcolm Road, Guelph, ON N1K 1B1 Phone: (519) 824-0334 Fax: (519) 824-9161 or email: markets@ontariobeef.com

UPCOMING SPRING SPECIAL SALES

Apr 4	11:00 am	Denfield Livestock Exchange	Stocker & Bred Cow, Cow/Calf Pair Sale
Apr 4	2:00 pm	Keady Livestock Market	Saunders Charolais Bull Sale
Apr 14	11:00 am	Ontario Stockyards Inc	Special Spring All Vaccinated Stocker Sale
Apr 15	10:00 am	Kawartha Lakes Community Sale Barn	Special Stocker Sale
Apr 18	11:00 am	Denfield Livestock Exchange	Stocker & Bred Cow, Cow/Calf Pair Sale
Apr 24	9:00 am	Keady Livestock Market	Special Spring Stocker Sale
Apr 25	8:30 am	Rainy River Cattlemen's- Stratton	Spring Stocker Sale
Apr 29	2:00 pm	Vankleek Hill Livestock Exchange	Stocker Sale

Comments for the week ending April 2, 2020

There were only 361 fed steers and heifers sold through auction markets this week, down 393 head from last week but 79 more than last year at this time. Fed steers traded from \$128.11-\$141.40 averaging \$136.72 down \$1.74 from last week and \$4.05 below year ago prices. Fed heifers sold from \$115.96-\$137.79 averaging \$129.39 down \$5.66 from last week and \$4.43 lower than year ago prices. Auction markets reported trade to start the week as steady on the good quality cattle and barely steady to easier on the second cut types, with a selective demand. As the week progressed, the market was steady to lower on light offerings.

The Ontario railgrade market was quiet again this week with no bids or sales reported. A couple of deals the previous week were noted at \$235.00 dressed, but not enough to establish a market and steady to the week before. Packers are reported to have ample supplies and limited demand at this time.

Much lighter receipts of 2,281 fed/cull cows sold through auction markets this week, down 415 head from last week and but 214 more than last year at this time. Cows ranged from \$56.75-\$78.58 averaging \$66.74 down \$12.15 from last week but \$6.09 stronger than year ago prices. Auction markets reported trade as under pressure with prices down \$5.00-\$10.00 cwt, with Holsteins under greater pressure than beef breeds.

2,418 stocker and feeder cattle sold through auction markets down 2,540 from last week and 1,598 less than the same time last year. Auction markets reported trade to start the week with calves higher on good quality with grass types at a premium. Yearlings were \$3.00-\$5.00 cwt higher early to \$5.00-\$8.00 stronger by Tuesday. By mid-week the market was noting the heavier cattle as trading barely steady. The market ended the week with good quality steady to stronger on very light receipts, with medium quality cattle trading slightly under pressure. Actual average prices this week saw steers from 400-500 lbs down \$14.80 from last week on average, 500-600 lbs down \$4.97, 600-700 lbs down \$3.86, 700-800 lbs down \$1.32, 800-900 lbs down \$3.19, 900-1000 lbs down \$5.45 and steers 1,000 lbs and over were up \$0.34 from last week on average. Heifers weighing from 300-400 lbs were down \$12.00 from last week on average, on very light receipts. Heifers 400-500 lbs were up \$0.58, 500-600 lbs down \$5.29, 600-700 lbs down \$2.92, 700-800 lbs up \$4.70, 800-900 lbs up \$11.77 and heifers 900 lbs and over averaged \$3.16 stronger than last week's weighted average prices.

The Quebec electronic market this week sold at \$240.00 dressed, down \$8.63 from last week on average.

Alberta direct trade on Wednesday and Thursday saw a very light test, with sales from \$149.00-\$150.00 live down \$7.00-\$8.00 cwt and \$248.00-\$250.00 delivered on a dressed basis down considerably from last week's 260.00-265.00 prices. On a picked up basis, Canfax reports sales from \$243.50-\$249.50 dressed, with steers averaging \$245.87 down \$16.73 from the previous week while heifers averaged \$245.04 down \$17.23 on average, giving back all of last week's price advances. Canfax reports: "One packer was indicating cattle that they bought this week would be picked up in two weeks while the other packer was scheduling cattle for May delivery. Alberta fed prices are at a discount to the US market."

The US cash cattle trade the week ending March 27th, saw prices range from \$112.00-\$122.00 live and \$180.00-\$190.50 dressed. The USDA Mandatory Price report for the week noted live steers at \$119.31 on average, up \$9.44 from last previous week, while heifers averaged \$119.03 up \$10.32. On the rail dressed steers averaged \$188.88 up \$15.75 while heifers averaged \$188.65 up \$16.67 from the previous week on average.

This week, the US cash cattle trade saw a handful of trade in the north Tuesday from \$179.00-\$180.00 dressed, down \$8.00-\$9.00 from last week, but not nearly enough to establish a market. Monday, boxed beef prices in the U.S. posted the largest single day losses recorded, with boxed prices declining further throughout the week. On Wednesday, at the Fed Cattle Exchange online auction, there were 4,696 head on offer, in 32 lots with asking prices ranging from \$110.00-\$117.00 live. 662 head sold with delivery in 1-9 days at \$113.00 live, while 170 head sold with delivery in 1-17 days from \$111.25-\$113.00 live, averaging \$112.06. Prices are down considerably from last week's trade which was mostly \$118.00-120.00. Three lots passed bids of \$112.00-\$113.00 and the remaining 24 lots received no bids. Wednesday, the cash market was light at sharply lower prices. Trade in the south was from \$112.00-\$113.00, mostly \$112.00 down \$7.00 cwt from last week's weighted average prices. In the north business was reported from \$175.00-\$180.00 dressed, most from \$178.00-\$180.00 down around \$9.00 cwt. Thursday a couple of deals in Nebraska were noted at \$114.00 live down \$5.00 from last week. At time of reporting Friday noon the market is quiet. No bids are on the table and asking prices are sitting at \$112.00-\$115.00 live in the south and \$183.00 plus dressed in the north. Although some trade was expected to continue today in the north it appears that both sides are calling it quits for the week.