



Weekly Market Information Report for the week ending Thursday April 16, 2020

The following information is collected from various sources and disseminated by Beef Farmers of Ontario.

ONTARIO DIRECT TO PACKER RAILGRADE CATTLE TRADE

Prices are on a carcass weight basis before grade and weight discounts. Weekly Range:

A Grade Steers	238.00
A Grade Heifers	237.00-238.00

ONTARIO LIVE CATTLE TRADE

Ontario auction sales this week saw weighted average price ranges for:

FED CATTLE	Volume	Price Range	Average	Top	Last Week Avg
Large Frame Steers +1250	97	125.19-144.90	138.94	163.00	136.01
Medium Frame Steers +1250	106	126.38-147.39	137.09	160.50	137.83
Large & Medium Frame Steers +1250	203	127.40-147.87	139.04	163.00	137.48
Large Frame Heifers +1000	129	130.08-139.49	135.23	164.50	135.46
Medium Frame Heifers +1000	126	130.59-143.63	138.72	150.00	128.22
Large & Medium Frame Heifers +1000	255	129.10-141.94	136.75	164.50	130.73
Fed steers, Dairy & Dairy Cross +1250	50	102.26-114.00	109.31	126.00	95.95
Fed heifers, Dairy & Dairy Cross +1000	66	82.91-106.02	94.56	119.00	78.64
Cows - All Weights	2,265	53.96-71.48	62.10	114.00	55.22
Bulls - All Weights	63	102.55-120.76	111.30	140.00	98.77

STOCKERS - Large and Medium Frame

STEERS	Volume	Price Range	Average	Top	Last Week Avg
1000+	536	140.78-156.37	149.99	161.00	156.33
900-999	322	154.18-171.65	163.74	179.25	165.34
800-899	463	161.47-184.99	174.77	190.50	175.90
700-799	495	175.42-197.12	186.54	207.00	188.38
600-699	577	181.61-222.82	207.27	235.50	214.19
500-599	392	197.63-229.59	216.34	243.50	221.03
400-499	175	187.63-239.02	216.60	247.00	228.06
-399	31	169.26-214.45	194.98	251.00	204.00

HEIFERS	Volume	Price Range	Average	Top	Last Week Avg
+900	204	130.93-150.35	144.89	156.50	139.30
800-899	183	140.20-158.96	150.84	164.00	145.51
700-799	410	149.92-170.39	161.30	192.50	168.64
600-699	598	155.48-187.06	172.03	202.50	177.03
500-599	446	161.66-199.91	182.36	209.00	188.36
400-499	161	150.45-199.90	180.27	219.00	188.43
300-399	55	150.71-182.93	167.09	230.00	164.87
-299	8	149.69	149.69	180.00	N/T

At Kawartha Lakes Community Sale Barn, April 11, 2020 – 199 cows, 4 bulls, 21 veal, 41 fed cattle, 9 stockers

	Price Range	Avg.	Top
Large & Medium Frame Fed Steers +1250 lbs	138.50-143.50	140.21	143.50
Large & Medium Frame Fed Heifers +1000 lbs	134.00-138.00	135.43	138.00
Cows	52.50-67.00	57.70	76.00
Veal 600 lbs +	85.00-112.00	96.25	112.00
Veal 125 lbs-	40.00-240.00	102.51	240.00

Denfield Livestock Exchange Inc., April 14, 2020: 197 Fed Cattle, 20 Veal, 102 Cows, 2 bulls, 12 stockers

	Price Range	Average	Top
Large & Medium Frame Fed Steers +1250 lbs	136.00-151.75	142.01	163.00
Large & Medium Frame Fed Heifers +1000 lbs	135.00-145.00	139.67	164.50
Cows	42.00-61.50	54.00	89.00
Veal over 600 lbs	112.00-118.00	115.09	118.00

At Aylmer Stockyards Inc.: April 15, 2020- 29 veal, 229 Cows, 30 fed cattle, 33 stockers, 2 bulls

	Price Range	Average	Top
Fed Heifers, Dairy & Dairy Cross	71.99-112.00	97.49	112.00
Cows	50.00-79.50	64.30	79.50
Veal over 600 lbs	67.00-120.99	107.639	120.99

ONTARIO STOCKER & FEEDER TRADE

Stocker sale at Ontario Livestock Exchange: April 9, 2020 – 140 Stockers

Steers	Price Range	Average	Top	Heifers	Price Range	Average	Top
700-799	125.00-175.00	166.54	175.00	600-699	140.00-160.00	152.18	172.50
600-699	160.00-190.00	181.94	190.00				

Stocker sale at Ontario Stockyards Inc: April 9, 2020 – 648 Stockers

Steers	Price Range	Average	Top	Heifers	Price Range	Average	Top
900-999	125.00-162.50	144.79	162.50	800-899	125.00-145.00	136.54	147.00
800-899	155.00-160.00	158.44	167.00	700-799	150.00-178.00	165.53	178.00
700-799	168.00-189.00	179.05	192.00	600-699	141.00-180.00	163.76	197.00
600-699	192.00-224.50	206.31	224.50	500-599	158.00-194.00	174.97	212.00
500-599	190.00-222.50	209.38	231.00	400-499	150.00-182.00	170.15	211.00
400-499	192.50-242.00	218.29	247.00	300-399	152.50-170.00	160.34	170.00

Stocker sale at Brussels Livestock: April 11, 2020 – 1,120 Stockers

Steers	Price Range	Average	Top	Heifers	Price Range	Average	Top
1000+	123.00-157.00	144.53	157.00	900+	135.00-156.50	151.04	156.50
900-999	163.75-179.25	172.51	179.25	800-899	149.50-163.50	157.50	163.50
800-899	167.00-189.25	177.71	189.25	700-799	149.50-172.00	160.39	172.00
700-799	173.50-207.00	189.58	207.00	600-699	156.00-190.50	174.86	190.50
600-699	191.00-217.50	207.83	217.50	500-599	163.00-198.00	183.52	206.00
500-599	192.00-231.00	213.14	235.00	400-499	167.00-215.00	190.28	215.00
400-499	209.00-240.00	223.57	240.00	300-399	152.00-195.00	173.50	195.00
399-	235.00-251.00	244.20	251.00				

Stocker sale at: Community Livestock Exchange: April 14, 2020 – 76 Stockers

Steers	Price Range	Average	Top	Heifers	Price Range	Average	Top
700-799	170.99-187.99	184.20	187.99	600-699	132.49-185.00	164.19	185.00
600-699	166.99-220.99	201.39	220.99	500-599	135.00-187.00	157.20	187.00
500-599	175.00-220.00	192.39	220.00	400-499	144.99-189.99	181.20	189.99
400-499	207.50-232.50	224.90	232.50				

Stocker sale at: **Keady Livestock Market: April 14, 2020 – 749** Stockers

Steers	Price Range	Average	Top	Heifers	Price Range	Average	Top
1000+	142.50-145.00	144.38	145.00	900+	110.00-135.00	124.50	135.00
900-999	148.00-164.50	154.76	164.50	800-899	N/T		
800-899	165.00-190.50	179.89	190.50	700-799	141.00-169.00	159.10	183.00
700-799	178.00-197.00	189.50	206.25	600-699	145.00-181.00	166.05	202.00
600-699	192.50-235.50	219.52	235.50	500-599	186.00-204.00	198.07	208.00
500-599	225.00-230.00	226.81	230.00	400-499	192.50-207.00	203.47	207.00
400-499	170.00-236.00	215.57	236.00	300-399	185.00-220.00	212.78	230.00
399-	210.00-235.00	221.88	235.00				

Stocker sale at: **Renfrew Pontiac Livestock: April 14, 2020 – 142** Stockers

Steers	Price Range	Average	Top	Heifers	Price Range	Average	Top
800-899	139.99-164.99	156.29	164.99	800-899	141.99-144.99	143.50	144.99
700-799	144.99-197.99	177.80	197.99	700-799	132.00-169.99	158.80	169.99
600-699	135.00-220.99	202.30	220.99	600-699	134.00-167.99	149.79	167.99
500-599	187.99-214.99	201.60	214.99	500-599	139.99-202.49	179.20	202.49
400-499	162.99-214.99	192.19	214.99	400-499	144.99-180.00	165.30	180.00

Stocker sale at **Ontario Livestock Exchange, April 15, 2020- 568** stockers

Steers	Price Range	Average	Top	Heifers	Price Range	Average	Top
1000+	142.00-161.00	153.40	161.00	900+	141.00-152.50	150.20	152.50
900-999	153.00-171.00	163.19	171.00				
800-899	155.00-184.00	175.34	184.00				

Stocker sale at **Ontario Livestock Exchange: April 16, 2020 – 117** Stockers

Steers	Price Range	Average	Top	Heifers	Price Range	Average	Top
500-599	176.00-197.50	185.50	219.00	800-899	130.00-159.00	145.50	159.00
				700-799	127.50-157.00	151.28	157.00

Stocker sale at **Ontario Stockyards Inc: April 16, 2020 – 520** Stockers

Steers	Price Range	Average	Top	Heifers	Price Range	Average	Top
1000+	137.00-156.00	147.22	156.00	800-899	133.00-145.50	140.63	145.50
900-999	156.00-161.00	159.61	161.00	700-799	148.50-173.50	164.11	173.50
800-899	142.50-177.50	160.47	177.50	600-699	159.00-186.00	172.13	190.00
700-799	177.50-196.00	184.18	196.00	500-599	152.50-202.00	184.56	207.00
600-699	196.00-221.00	211.21	221.00	400-499	122.50-192.00	160.57	219.00
500-599	210.50-236.00	226.96	239.00	300-399	145.00-187.50	165.25	212.00
400-499	197.50-247.00	227.88	247.00				
399-	155.00-210.00	172.68	225.00				

ONTARIO STOCKER & FEEDER TRADE SPECIAL SPRING SALES

Stocker sale at: **Ontario Stockyards Inc: April 14, 2020 – 1,031** Stockers

Steers	Price Range	Average	Top	Heifers	Price Range	Average	Top
1000+	145.25-149.75	147.11	149.75	800-899	140.00-164.00	154.47	164.00
900-999	142.50-169.00	157.83	169.00	700-799	164.00-174.00	168.44	192.50
800-899	155.00-174.00	165.53	180.00	600-699	164.00-202.50	182.68	202.50
700-799	177.50-195.50	185.97	200.00	500-599	170.00-209.00	193.62	209.00
600-699	193.00-230.50	213.73	230.50	400-499	152.50-182.50	172.74	202.50
500-599	191.00-230.00	218.27	240.00	300-399	120.00-142.50	124.81	170.00
400-499	170.00-240.00	203.40	240.00				

Light weight grass type stocker cattle sold actively while heavier cattle sold steady.

Stocker sale at: **Kawartha Lakes Community Sale Barn, April 15, 2020- 673 Stockers**

Steers	Price Range	Average	Top	Heifers	Price Range	Average	Top
800-899	171.00-185.00	176.75	185.00	900+	71.00-133.00	112.54	133.00
700-799	180.00-199.50	188.43	199.50	800-899	113.00-160.00	138.90	160.00
600-699	167.00-218.00	197.77	220.00	700-799	153.00-168.00	159.09	168.00
500-599	199.00-233.50	215.77	243.50	600-699	158.00-176.50	167.56	184.00
400-499	200.00-245.50	220.62	245.50	500-599	162.50-204.00	176.52	204.00
399-	175.00-241.00	224.18	241.00	400-499	135.00-217.00	187.47	217.00
				300-399	170.00-172.50	171.53	172.50

Steers sold steady while heifers sold under pressure.

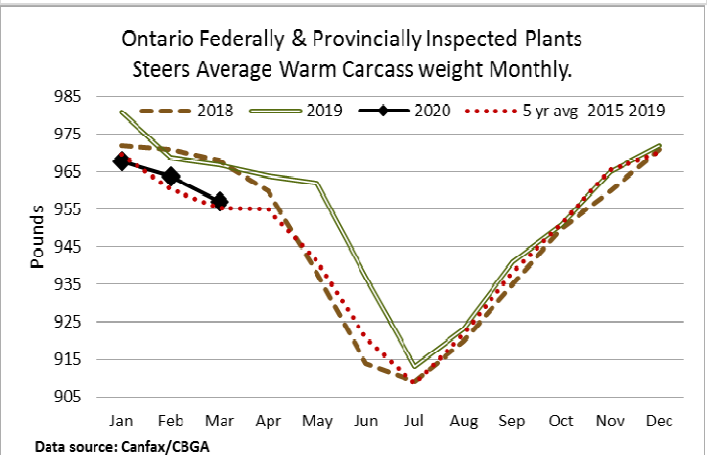
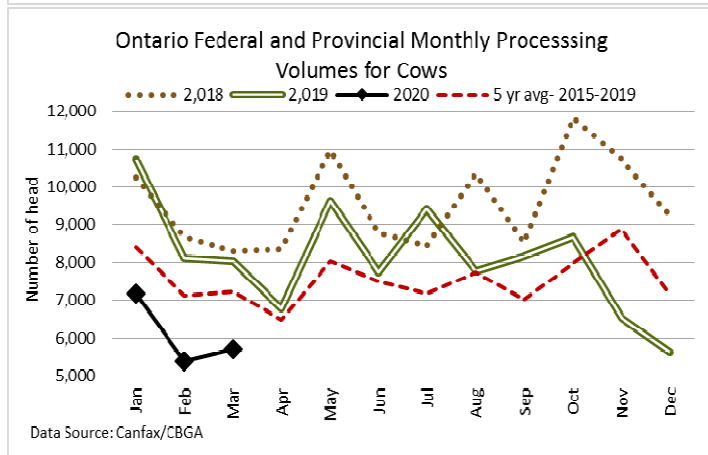
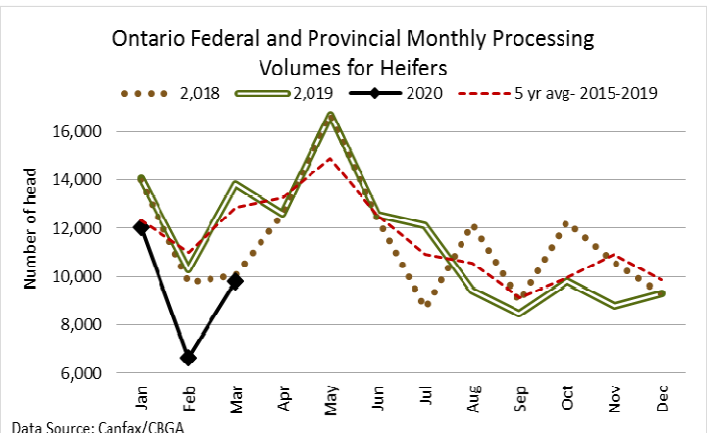
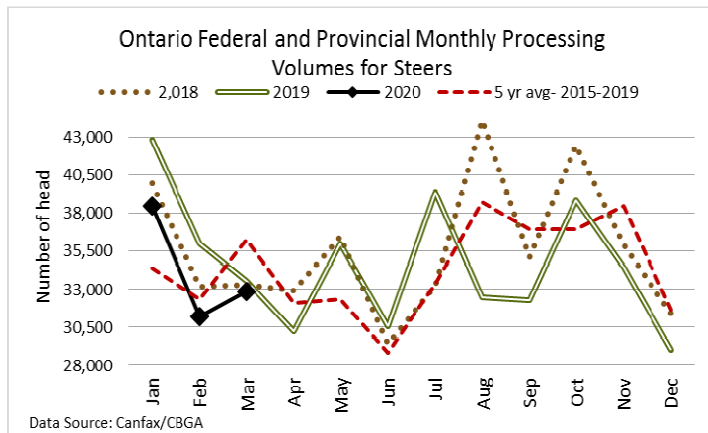
CATTLE EXPORTS-ONTARIO

Week ending Mar 28, 2020 Week ending Mar 21, 2020 Year to Date 2020

Total live slaughter cattle exported from Ontario to the U.S.	3,645	3,039	41,681
Steers & Heifers & Cows	3,368	2,841	38,352
Bulls	277	198	3,329

FEDERALLY INSPECTED CANADIAN PROCESSING – updates unavailable at this time.

	Week Ending April 4, 2020	# of hd change from week ago	YTD	% Change (Week Ago)	% Change (Year Ago)
Grand Total	61,545	-4,655	826,076	-7%	+2%
Western Slaughter	47,990	-5,981	649,471	-11%	+4%
Eastern Slaughter	13,555	+1,326	176,605	+11%	-5%



AVERAGE CARCASS WEIGHTS – CANADA– updates unavailable at this time.

	Steers	Heifers
April 4, 2020	912	844
March 28 2020	902	848
April 6, 2019	921	854

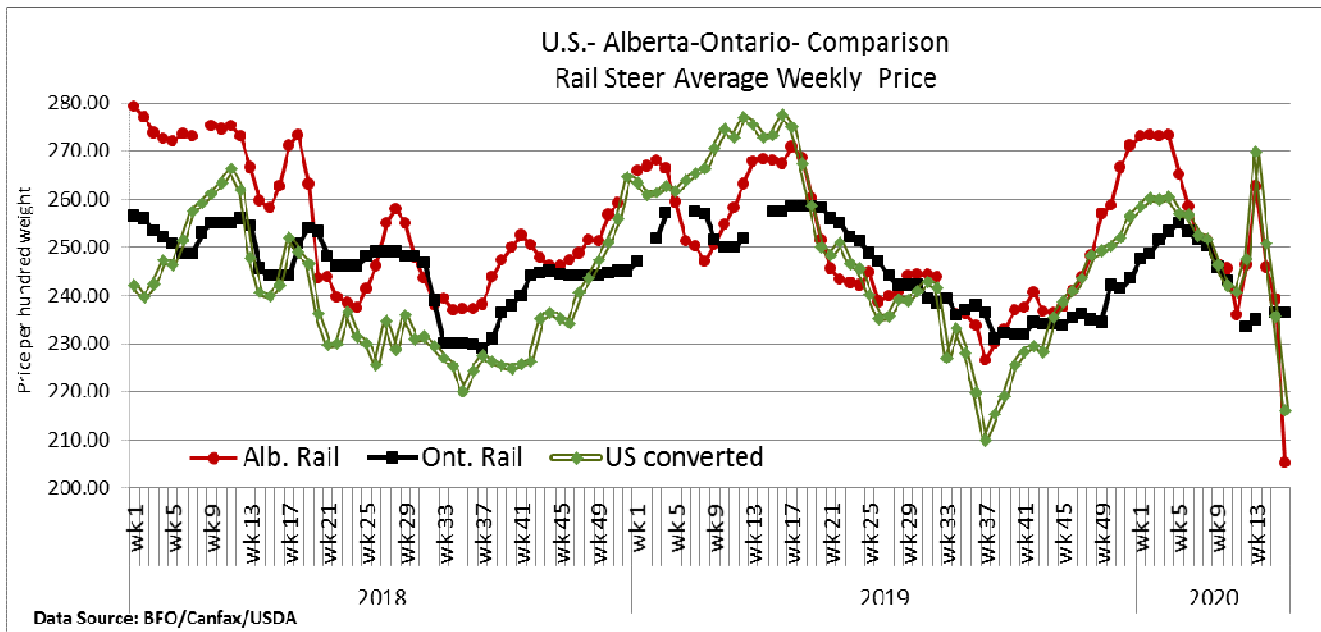
USDA ESTIMATED CATTLE PROCESSING VOLUME

	Week Ending	Previous Week	Year Ago
	April 18, 2020		
Grand Total	502,000	536,000	642,000

ALBERTA DIRECT TRADE

For the week ending April 16, 2020

Steers	Live FOB	126.00	Rail FOB	188.00-218.00
Heifers	Live FOB	N/T	Rail FOB	212.00-213.50



U.S. TRADE (U.S. funds)

For the week ending April 16, 2020

Choice and Select Steers and Heifers:	Live	97.00-105.00
	Rail	150.00-168.00

QUEBEC ELECTRONIC AUCTION MARKET (F.O.B. THE FEEDLOT)

	Price	Change from Last Week
For the week ending April 16, 2020	232.00	-8.00

U.S. BOXED BEEF CUT-OUT VALUES (U.S. funds)

	Choice	Select
	600-900	600-900
Current Five Day Average:	228.57	216.74

BEEF EXPORTS – CANADA - updates unavailable

	United States	<i>Change from last year YTD</i>	Mexico	<i>Change from last year YTD</i>
	<i>Jan 1- Feb 29/20</i>		<i>Jan 1- Feb 29/20</i>	
Total	45,225 tonnes	-5% or -2,426 tonnes	2,986 tonnes	+18% or +459 tonnes
	Japan	<i>Change from last year YTD</i>	China	<i>Change from last year YTD</i>
	<i>Jan 1- Feb 29/20</i>		<i>Jan 1- Feb 29/20</i>	
Total	7,192 tonnes	+25% or +1,420 tonnes	1,331 tonnes	-58% or --,842 tonnes

LIVE CATTLE – CANADA- updates unavailable

IMPORTS	<i>Import % change from 2019 YTD</i>	EXPORTS	<i>Export % change from 2019 YTD</i>		
<i>Jan 1- Feb 29/20</i>		<i>Jan 1- Mar 28/20</i>			
Pure bred	268	-58%	Slaughter steers & heifers & cows	134,567	+8%
Non-pure bred	44,007	+27%	Feeder cattle & calves	34,981	-47%
			Bulls	8,437	+6%

BEEF PRODUCTION – CANADA- updates unavailable

	<i>Jan 1 – Apr 4/20</i>	<i>Last Year Same Time</i>	<i>% Change</i>
Fed	271,691 tonnes	261,606 tonnes	+4%
Non-fed	50,810 tonnes	55,921 tonnes	-9%

BEEF IMPORTS – CANADA- updates unavailable

	<i>Jan 1 – Apr 4/20</i>	<i>Last Year Same Time</i>	<i>% Change</i>
United States	31,609 tonnes	26,938 tonnes	+17%
Non-CUSMA	9,791 tonnes	14,067 tonnes	-30%
EU-28 (beef/veal total)	4,055 tonnes	1,737 tonnes	+134%
Total	47,577 tonnes	44,168 tonnes	+8%

CHICAGO MERCANTILE EXCHANGE

Closing quotes on futures today were as follows:

Live Cattle	Feeder Cattle	Corn	Soybeans	Canadian \$
Apr 94.65 -0.85	Apr 119.52 +1.27	May 3.222 +2.4	May 8.324 -4.2	Spot 71.31 +0.46
Jun 86.30 -0.17	May 119.27 +0.80	Jul 3.292 +3.0	Jul 8.422 -3.4	Jun 71.34 +0.46
Aug 91.10 +0.45	Aug 128.40 -0.22	Sep 3.336 +2.6	Aug 8.444 -3.6	Sep 71.39 +0.45
Oct 96.12 +0.72	Sep 129.95 +0.17	Dec 3.434 +2.4	Sep 8.464 -3.2	Dec 71.44 +0.45
Dec 99.87 +0.77	Oct 130.82 +0.32	Mar 3.552 +2.0	Nov 8.510 -3.4	Mar 71.47 +0.46
Feb 104.50 +1.00	Nov 131.27 +0.45	May 3.620 +2.0	Jan 8.536 -3.2	Jun 71.47 +0.46

Beef Farmers of Ontario, 130 Malcolm Road, Guelph, ON N1K 1B1 Phone: (519) 824-0334 Fax: (519) 824-9161 or email: markets@ontariobeef.com

UPCOMING SPRING SPECIAL SALES

Apr 18	11:00 am	Denfield Livestock Exchange	Stocker & Bred Cow, Cow/Calf Pair Sale
Apr 24	9:00 am	Keady Livestock Market	Special Spring Stocker Sale
Apr 25	8:30 am	Rainy River Cattlemen's- Stratton	Spring Stocker Sale
Apr 29	2:00 pm	Vankleek Hill Livestock Exchange	Stocker Sale
May 1	11:00 am	Community Livestock Exchange	Quinte Cattlemen's Sale- online at https://liveauctions.tv
May 2	10:00 am	Thessalon- Algoma Cooperative Livestock sales	Stocker Sale
May 2	11:00 am	Denfield Livestock Exchange	Stocker & Bred Cow, Cow/Calf Pair Sale
May 5	11:00 am	Ontario Stockyards Inc	All Vaccinated Stocker Sale
May 6	10:00 am	Kawartha Lakes Community Sale Barn	Peterborough/Victoria Counties Stocker Sale
May 6	1:00 pm	Ontario Livestock Exchange	All Vaccinated Stocker Sale- Every Wednesday
May 7	10:00 am	Warton- Grey Bruce Livestock Cooperative	Spring Stocker Sale

Comments for the week ending April 16, 2020

There were 458 fed steers and heifers sold through auction markets this week, up 170 from last week and 266 more than this time last year. Fed steers sold from \$127.45-\$147.87 averaging \$139.04 up \$1.56 from last week and \$8.34 below last year at this time. Fed heifers traded from \$129.10-\$141.94 averaging \$136.75 up \$6.02 from last week and \$6.42 lower than year ago prices. Auction markets reported prices steady to \$2.00-\$3.00 cwt higher.

The Ontario railgrade market was quiet again this week until Tuesday and Wednesday where light trade was reported at prices steady to last week, with steers at \$238.00 dressed and heifers from \$237.00-\$238.00. This week's average prices are \$19.50 below year ago prices.

The Boxed Beef Report by Kevin Grier notes Canadian product availability: "Packers seemed to have more around them last week even though slaughter in Canada was greatly reduced last week due to the holiday and coronavirus related slowing of the harvests. That will continue this week particularly with the loss of the second shift and Cargill High River. This week supplies of Canadian product will be very tight. Packers went into last week with work to do but the situation has changed." As an overview, Kevin notes that last week beef prices "came off sharply as grocery store traffic and buying patterns settled into a more predictable or new normal pattern."

Lighter receipts of cull/fed cows sold through auction markets this week with 2,265 head sold which is down 251 from last week's larger volumes, but up 103 from this time last year. Cows sold from \$53.96-\$71.48 averaging \$62.10 up \$6.88 from last week and \$0.80 below year ago prices. Auction markets reported prices as steady to fully steady with one market noting prices up by \$4.00 cwt on Tuesday. By mid-week trade was fully steady on a strong demand and by Thursday, trade was up \$8.00-\$10.00 cwt from Tuesday's increases.

Larger receipts of stocker and feeder cattle sold through auction markets with two special spring sales included. This week's volume was 5,056 head, up 1,717 from last week and 1,602 more than the same week last year. Auction markets reported trade as steady on the light weight grass type cattle. By mid-week, steers were steady while heifers were under pressure. Heavier cattle started out steady but as the week progressed, trade was down \$5.00-\$7.00 cwt and ended the week at steady prices. Actual average prices this week saw steers 400-500 lbs down \$11.46 from last week on average, 500-600 lbs down \$4.69-6.08 and steers 1000 lbs and over averaged \$6.34 lower than last week on average. Heifers 300-400 lbs were up \$2.22, 400-500 lbs down \$8.16, heifers 500-600 lbs down \$6.00, 600-700 lbs down \$5.00, 700-800 lbs down \$7.34, 800-900 lbs up \$5.33 and heifers 900 lbs and over averaged \$5.59 stronger than last week on average.

The Quebec electronic market this week sold at \$234.00 dressed, up \$2.00 from last week on average.

Alberta direct trade was under pressure as the week started out with the Cargill High River plant down to one processing shift. Prices for the week ranged anywhere from \$190.00-\$220.00 delivered on a dressed basis, with prices declining as the week progressed. By Thursday it was announced that Cargill High River plant in Alberta was suspending processing temporarily due to Covid19. Canfax noted that prices were down around \$34.00 cwt from last week. On a picked up basis, Canfax reported live trade at \$126.00 down \$18.00 cwt from last week on a picked up basis. On the rail sales ranged from \$188.00-\$218.00 dressed on a picked up basis, with steers averaging \$105.23 down \$33.94 and heifers \$213.33 down \$24.07 from last week's weighted average prices. Canfax reported: "Lift times were all over the map this week. One packer was buying cattle for 1-2 week delivery while the other packer was indicating cattle would not be picked up for 5 weeks. Reduced slaughter volumes were noted in Western Canada this week, some cattle that were scheduled for this week delivery were being pushed back and rescheduled for possibly next week."

The US cash cattle trade the week ending April 10th, was under pressure with easier prices. The USDA Mandatory Price Report listed live sales for the week from \$103.50-\$106.00, with steers averaging \$105.00 down \$6.08 on average, while heifers averaged \$104.79 down \$5.99. On the rail dressed deals were reported from \$165.00-\$168.00 dressed, with steers averaging \$168.00 down \$8.93 from the previous week, while heifers averaged \$167.86 down \$11.97 on average.

This week, the market has been quiet with just a couple of deals on Monday in the north from \$154.00-\$155.00 delivered on a dressed basis, down \$10.00-\$14.00 cwt from last week but not enough sold to establish a market. On Tuesday, a few deals in Nebraska surfaced from \$150.00-\$152.00 dressed, down \$16.00-\$18.00 cwt from last week on average and \$2.00 below Monday's limited sales, however not enough cattle traded to establish a market for the week. On Thursday a few dressed deals were noted at \$154.00-\$155.00 dressed, down \$13.00 from last week, while a couple of live deals were from \$97.00-\$100.00, down \$5.00-\$7.00 from last week but not enough to establish a market. Today a very light test has surfaced with prices holding fully steady to last week's weighted average prices, with live trade at \$105.00 while a couple of dressed deals are now sitting at \$168.00. Trade is expected to remain very light this week.