



Weekly Market Information Report for the week ending Thursday April 23, 2020

The following information is collected from various sources and disseminated by Beef Farmers of Ontario.

ONTARIO DIRECT TO PACKER RAILGRADE CATTLE TRADE

Prices are on a carcass weight basis before grade and weight discounts. Weekly Range:

A Grade Steers No bids or sales reported for today. Sales over the week are reported at \$237.00-\$238.00 dressed, mostly \$238.00 with delivery next week out to the week of May 1st.

A Grade Heifers No bids or sales reported for today. Sales over the week are reported at \$237.00-\$238.00 dressed, mostly \$238.00 with delivery next week out to the week of May 1st.

ONTARIO LIVE CATTLE TRADE

Ontario auction sales this week saw weighted average price ranges for:

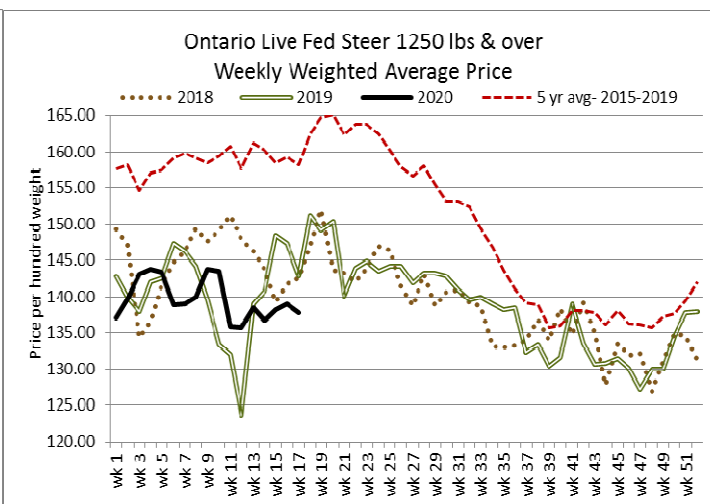
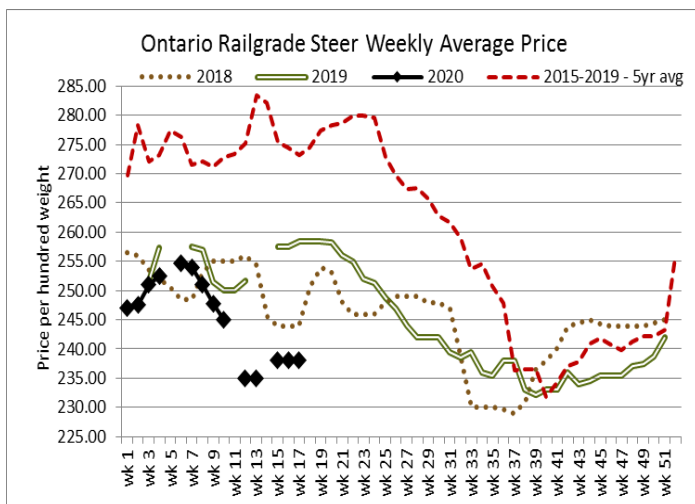
FED CATTLE	Volume	Price Range	Average	Top	Last Week Avg
Large Frame Steers +1250	151	134.46-144.66	139.54	170.00	138.94
Medium Frame Steers +1250	80	115.84-137.23	128.15	154.00	137.09
Large & Medium Frame Steers +1250	231	127.06-144.90	137.76	170.00	139.04
Large Frame Heifers +1000	104	122.71-139.60	132.75	155.00	135.23
Medium Frame Heifers +1000	288	127.33-142.40	137.13	172.00	138.72
Large & Medium Frame Heifers +1000	392	126.07-141.91	136.39	172.00	136.75
Fed steers, Dairy & Dairy Cross +1250	77	100.31-113.30	108.43	122.00	109.31
Fed heifers, Dairy & Dairy Cross +1000	80	69.04-103.27	86.16	110.50	94.56
Cows - All Weights	2,037	53.81-75.00	63.82	117.00	62.10
Bulls - All Weights	80	86.36-116.22	100.50	137.00	111.30

STOCKERS - Large and Medium Frame

STEERS	Volume	Price Range	Average	Top	Last Week Avg
1000+	717	148.91-164.98	155.28	170.00	149.99
900-999	434	156.79-167.79	162.06	171.50	163.74
800-899	373	156.13-178.63	169.17	194.25	174.77
700-799	403	171.94-199.21	185.51	217.00	186.54
600-699	488	182.37-217.43	202.26	270.50	207.27
500-599	340	194.63-234.43	219.42	249.00	216.34
400-499	121	194.61-242.51	220.49	257.00	216.60
-399	31	182.06-227.15	207.61	253.00	194.98
HEIFERS	Volume	Price Range	Average	Top	Last Week Avg
+900	313	135.15-150.42	144.70	156.75	144.89
800-899	215	144.42-158.77	153.47	180.00	150.84
700-799	368	150.25-170.08	162.45	178.50	161.30
600-699	436	159.94-182.54	172.27	212.50	172.03
500-599	297	158.52-198.13	178.41	208.00	182.36
400-499	167	150.36-193.51	176.28	212.50	180.27
300-399	44	159.72-206.09	175.17	221.00	167.09
-299	3	153.33-160.00	156.85	165.00	149.69

At Kawartha Lakes Community Sale Barn, April 18, 2020 – 124 cows, 3 bulls, 25 veal, 38 fed cattle, 18 stockers

	Price Range	Avg.	Top
Large & Medium Frame Fed Steers +1250 lbs	137.00-142.00	140.15	142.00
Large & Medium Frame Fed Heifers +1000 lbs	131.00-137.50	133.83	137.50
Cows	62.00-100.00	70.59	117.00
Veal 600 lbs +	100.00-131.00	110.68	131.00



Denfield Livestock Exchange Inc., April 21, 2020: 284 Fed Cattle, 33 Veal, 92 Cows, 3 bulls, 13 stockers

	Price Range	Average	Top
Large & Medium Frame Fed Steers +1250 lbs	132.00-142.00	137.34	170.00
Large & Medium Frame Fed Heifers +1000 lbs	134.25-144.50	139.83	172.00
Cows	54.50-77.50	65.65	89.50
Veal over 600 lbs	106.00-115.00	109.90	119.00

At Aylmer Stockyards Inc.: April 22, 2020- 57 veal, 204 Cows, 49 fed cattle, 13 stockers, 6 bulls

	Price Range	Average	Top
Large & Medium Frame Fed Heifers +1000 lbs	77.00-132.49	124.19	132.49
Fed Heifers, Dairy & Dairy Cross	56.00-108.00	82.59	108.00
Cows	40.50-79.00	63.70	93.99
Veal over 600 lbs	88.00-136.00	122.30	136.00

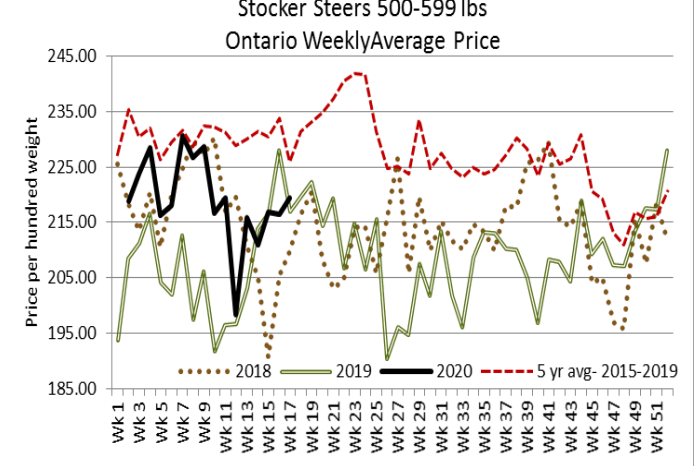
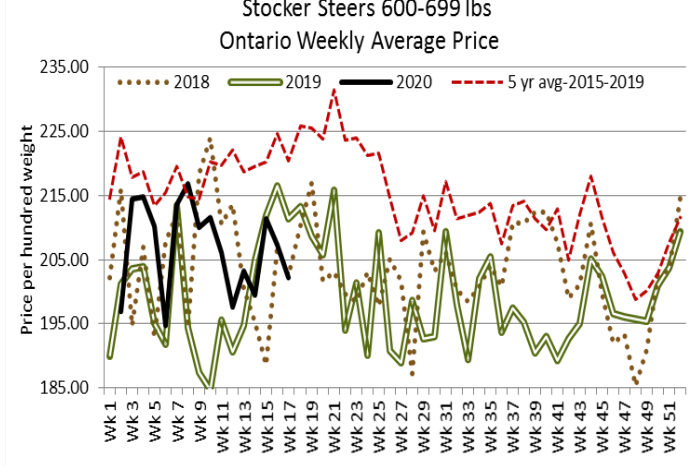
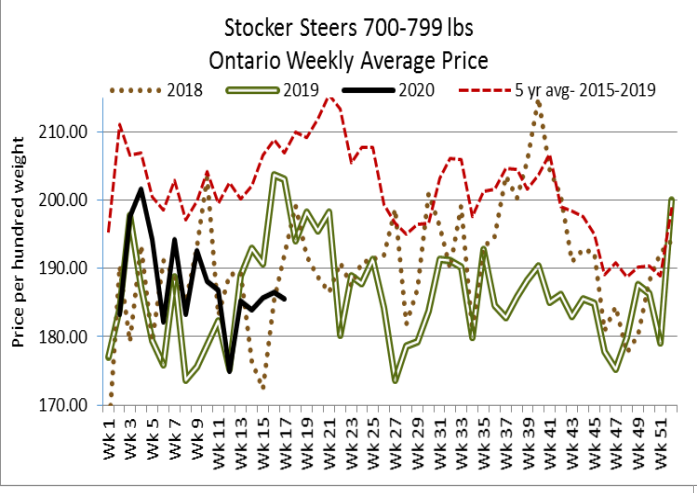
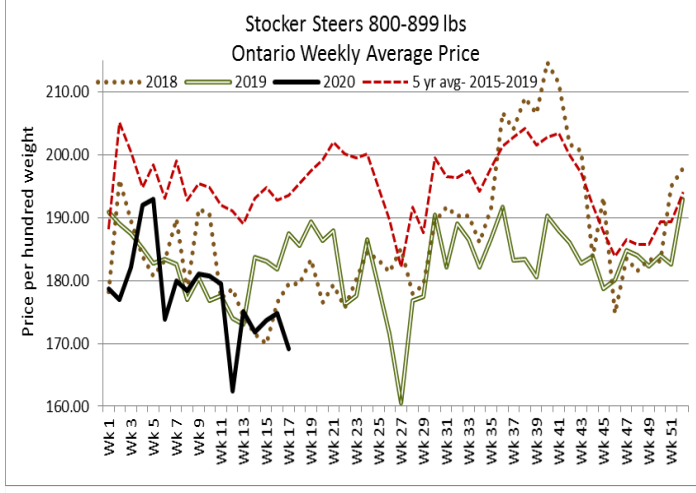
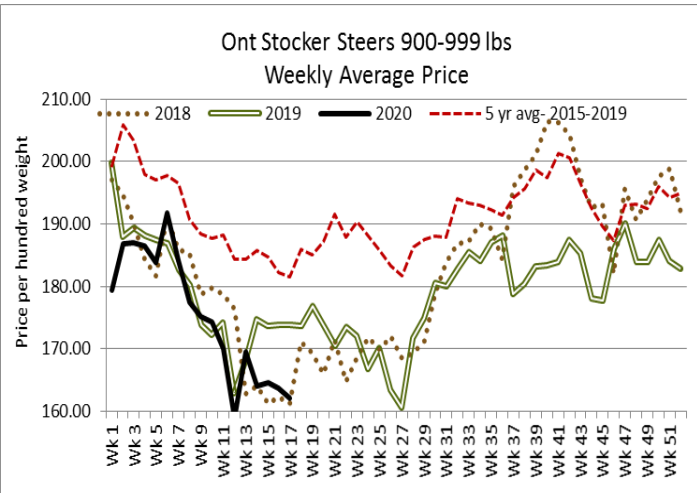
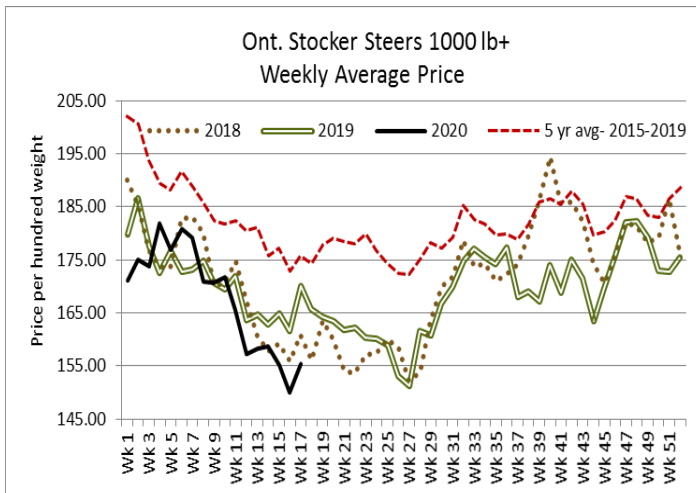
ONTARIO STOCKER & FEEDER TRADE

Stocker sale at Brussels Livestock: April 17, 2020 – 1,762 Stockers

Steers	Price Range	Average	Top	Heifers	Price Range	Average	Top
1000+	147.50-162.25	153.63	165.50	900+	139.50-155.00	149.63	156.75
900-999	155.00-167.50	160.15	171.50	800-899	145.50-161.75	155.43	161.75
800-899	152.00-180.00	167.59	194.25	700-799	147.00-169.50	159.99	177.00
700-799	174.50-193.75	185.55	205.00	600-699	158.00-179.50	169.11	193.00
600-699	190.00-226.00	209.57	226.00	500-599	154.00-194.00	172.32	194.00
500-599	197.00-243.00	226.26	249.00	400-499	172.00-200.00	186.08	205.00
400-499	205.00-257.00	230.58	257.00				
399-	240.00-240.00	246.75	250.00				

Stocker sale at: Community Livestock Exchange: April 21, 2020 – 84 Stockers

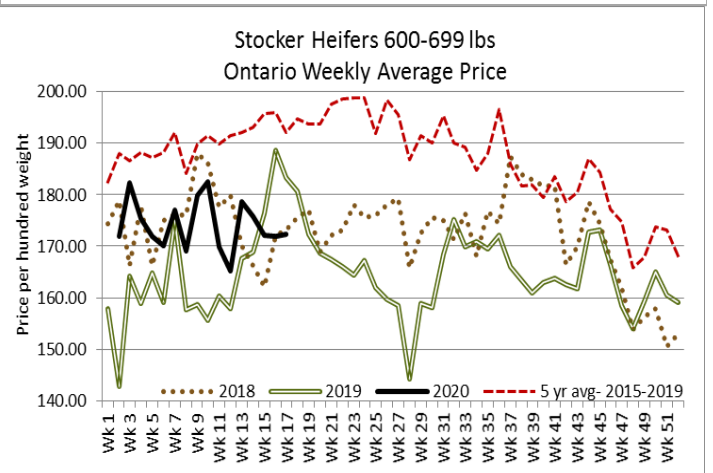
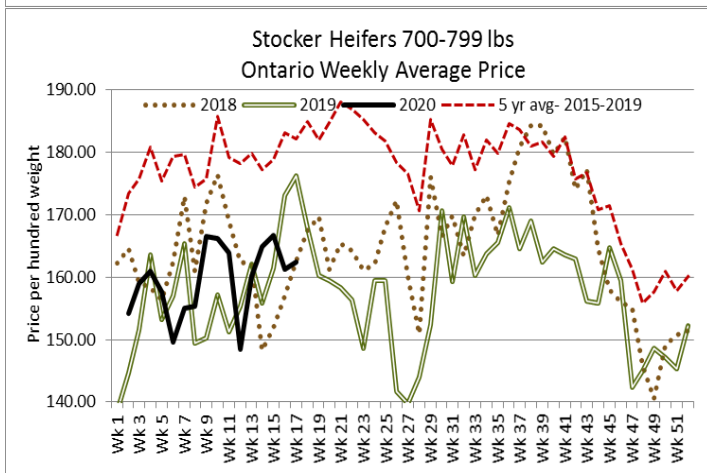
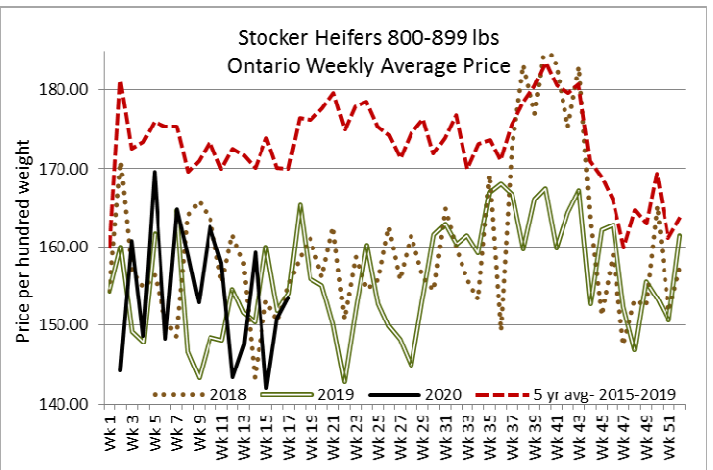
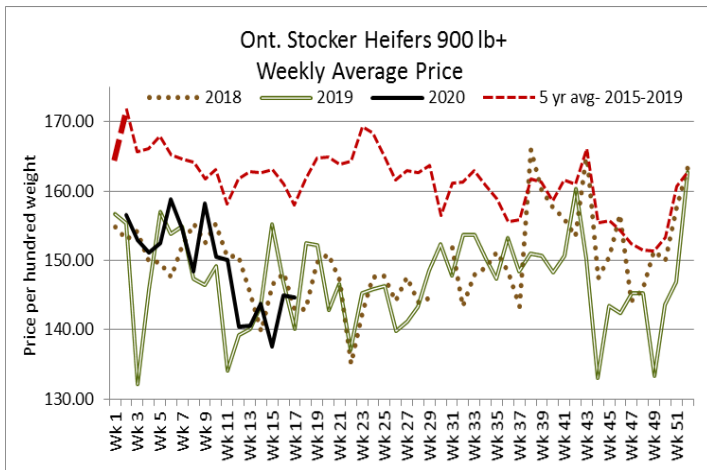
Steers	Price Range	Average	Top	Heifers	Price Range	Average	Top
700-799	102.49-180.00	142.99	180.00	600-699	112.50-169.99	148.10	169.99
600-699	144.99-197.50	173.10	197.50	500-599	139.99-197.99	167.70	197.99
500-599	150.00-220.00	200.70	220.00	400-499	142.50-202.49	172.90	202.49



Stocker sale at: Keady Livestock Market: April 21, 2020 – 617 Stockers

Steers	Price Range	Average	Top
900-999	153.00-167.00	161.15	167.00
800-899	170.00-180.00	178.14	180.00
700-799	184.25-205.50	193.41	205.50
600-699	202.00-222.50	212.32	227.00
500-599	213.00-230.00	223.43	230.00
400-499	205.00-237.50	224.64	237.50
399-	205.00-212.50	210.00	212.50

Heifers	Price Range	Average	Top
900+	104.00-141.00	123.00	141.00
800-899	120.00-147.00	139.29	147.00
700-799	157.00-171.00	165.29	171.00
600-699	172.00-189.50	181.34	189.50
500-599	170.00-207.50	189.45	207.50
400-499	197.00-210.00	204.56	210.00
300-399	190.00-195.00	191.00	195.00



Stocker sale at: **Renfrew Pontiac Livestock: April 21, 2020 – 116 Stockers**

Steers	Price Range	Average	Top	Heifers	Price Range	Average	Top
600-699	157.00-214.00	191.50	214.00	700-799	135.00-161.00	148.10	161.00
500-599	162.99-227.49	205.69	227.49	600-699	138.99-175.00	166.90	175.00
400-499	175.00-235.99	204.40	235.99	500-599	139.99-204.99	178.60	204.99
				400-499	139.99-202.00	190.39	202.00

Stocker sale at **Ontario Livestock Exchange, April 22, 2020- 7058 stockers**

Steers	Price Range	Average	Top	Heifers	Price Range	Average	Top
1000+	152.50-170.00	159.33	170.00	900+	146.00-152.50	149.07	152.50
900-999	162.00-170.50	169.94	170.50				
800-899	168.00-182.00	176.36	182.00				
700-799	175.00-194.00	186.56	194.00				

Stocker sale at **Ontario Livestock Exchange: April 23, 2020 – 240 Stockers**

Steers	Price Range	Average	Top	Heifers	Price Range	Average	Top
800-899	157.50-174.00	163.79	174.00	800-899	152.50-162.50	156.50	162.50
700-799	157.50-190.00	172.77	190.00	700-799	140.00-153.00	148.00	153.00
600-699	183.00-220.00	197.03	230.00	600-699	145.00-165.00	156.67	165.00
500-599	167.50-227.50	207.63	227.50	500-599	155.00-160.00	158.21	160.00
				400-499	125.00-180.00	163.50	180.00

Stocker sale at **Ontario Stockyards Inc: April 23, 2020 – 741** Stockers

Steers	Price Range	Average	Top	Heifers	Price Range	Average	Top
1000+	94.00-104.00	95.46	120.00	900	97.50-121.00	107.64	135.00
800-899	135.00-176.50	163.37	176.50	800-899	117.50-134.00	129.62	180.00
700-799	167.50-203.00	184.08	203.00	700-799	130.00-168.50	153.75	173.50
600-699	170.00-211.50	193.04	270.50	600-699	158.00-179.00	168.40	212.50
500-599	207.50-245.00	225.74	242.00	500-599	162.00-203.00	181.18	208.00
400-499	197.50-252.00	228.87	255.00	400-499	140.00-191.00	168.96	212.50
399-	180.00-253.00	222.37	253.00	300-399	142.50-207.00	163.29	220.00

ONTARIO STOCKER & FEEDER TRADE SPECIAL SPRING SALES

Stocker sale at **Denfield Livestock Exchange: April 18, 2020 – 440** Stockers

Steers	Price Range	Average	Top	Heifers	Price Range	Average	Top
1000+	150.00-155.00	152.50	155.00	900+	144.00-156.50	155.43	156.50
900-999	151.00-161.00	158.45	161.00	800-899	152.00-162.00	158.51	162.00
800-899	164.00-180.00	170.95	181.00	700-799	161.00-178.50	174.17	178.50
700-799	165.00-217.00	188.28	217.00	600-699	157.50-193.00	177.67	193.00
600-699	175.00-219.00	206.58	219.00	500-599	176.00-201.00	191.59	201.00
500-599	195.00-116.00	209.00	216.00	400-499	169.00-192.00	185.25	192.00

CATTLE EXPORTS-ONTARIO

	Week ending Apr 4, 2020	Week ending Mar 28, 2020	Year to Date 2020
Total live slaughter cattle exported from Ontario to the U.S.	1,709	3,645	43,390
Steers & Heifers & Cows	1,577	3,368	39,929
Bulls	132	277	3,461

FEDERALLY INSPECTED CANADIAN PROCESSING

	Week Ending April 18, 2020	# of hd change from week ago	YTD	% Change (Week Ago)	% Change (Year Ago)
Grand Total	32,652	-11,955	903,335	-27%	-1%
Western Slaughter	19,322	-14,732	702,847	-43%	-1%
Eastern Slaughter	13,330	+2,777	200,488	+26%	-5%

AVERAGE CARCASS WEIGHTS – CANADA

	Steers	Heifers
April 18, 2020	905	833
April 11, 2020	898	843
April 20, 2019	896	852

USDA ESTIMATED CATTLE PROCESSING VOLUME

	Week Ending April 24, 2020	Previous Week	Year Ago
Grand Total	469,000	502,000	642,000

ALBERTA DIRECT TRADE

For the week ending April 23, 2020

Steers	Live FOB	N/T	Rail FOB	187.00-188.50
Heifers	Live FOB	N/T	Rail FOB	188.50-193.50

U.S. TRADE (U.S. funds)

For the week ending April 23, 2020

Choice and Select Steers and Heifers: Live 92.25-105.00 weekly range
Rail 148.00-160.00 weekly range

QUEBEC ELECTRONIC AUCTION MARKET (F.O.B. THE FEEDLOT)

For the week ending April 23, 2020
Price 231.75-235.50
Change from Last Week -0.17

U.S. BOXED BEEF CUT-OUT VALUES (U.S. funds)

Current Five Day Average:
Choice 600-900 261.45
Select 600-900 249.58

BEEF EXPORTS – CANADA

	United States	<i>Change from last year YTD</i>	Mexico	<i>Change from last year YTD</i>
	<i>Jan 1- Feb 29/20</i>		<i>Jan 1- Feb 29/20</i>	
Total	45,225 tonnes	-5% or -2,426 tonnes	2,986 tonnes	+18% or +459 tonnes
	Japan	<i>Change from last year YTD</i>	China	<i>Change from last year YTD</i>
	<i>Jan 1- Feb 29/20</i>		<i>Jan 1- Feb 29/20</i>	
Total	7,192 tonnes	+25+% or +1,420 tonnes	1,331 tonnes	-58% or --,842 tonnes

LIVE CATTLE – CANADA

IMPORTS	<i>Import % change from 2019 YTD</i>		EXPORTS	<i>Export % change from 2019 YTD</i>
<i>Jan 1- Feb 29/20</i>			<i>Jan 1- Apr 11/20</i>	
Pure bred 268	-58%	Slaughter steers & heifers & cows	155,200	+7%
Non-pure bred 44,007	+27%	Feeder cattle & calves	44,212	-46%
		Bulls	9,792	+1%

BEEF PRODUCTION – CANADA

	<i>Jan 1 – Apr 18/20</i>	<i>Last Year Same Time</i>	<i>% Change</i>
Fed	297,449 tonnes	297,521 tonnes	+0%
Non-fed	54,856 tonnes	62,154 tonnes	-12%

BEEF IMPORTS – CANADA

	<i>Jan 1 – Apr 18/20</i>	<i>Last Year Same Time</i>	<i>% Change</i>
United States	36,442 tonnes	31,072 tonnes	+17%
Non-CUSMA	12,779 tonnes	15,894 tonnes	-20%
EU-28 (beef/veal total)	4,884 tonnes	1,813 tonnes	+169%
Total	56,637 tonnes	50,590 tonnes	+12%

CHICAGO MERCANTILE EXCHANGE

Closing quotes on futures today were as follows:

Live Cattle		Feeder Cattle		Corn		Soybeans		Canadian \$	
Apr	84.97 -0.97	Apr	119.80 +0.37	May	3.156 -3.4	May	8.322 -7.0	Spot	70.89 -0.28
Jun	82.62 -0.30	May	117.45 +0.17	Jul	3.230 -3.0	Jul	8.394 -7.2	Jun	70.92 -0.29
Aug	88.90 +0.45	Aug	126.40 +0.02	Sep	3.274 -2.2	Aug	8.400 -7.0	Sep	70.95 -0.30
Oct	94.47 +0.92	Sep	127.80 +0.30	Dec	3.366 -2.0	Sep	8.390 -6.4	Dec	70.97 -0.31
Dec	98.42 +0.70	Oct	128.92 +0.45	Mar	3.492 -1.4	Nov	8.414 -6.4	Mar	70.99 -0.31
Feb	102.85 +0.20	Nov	130.32 +0.82	May	3.556 -1.4	Jan	8.420 -7.0	Jun	71.00 -0.29

Beef Farmers of Ontario, 130 Malcolm Road, Guelph, ON N1K 1B1 Phone: (519) 824-0334 Fax: (519) 824-9161 or email: markets@ontariobeef.com

UPCOMING SPRING SPECIAL SALES

Apr 25	8:30 am	Rainy River Cattlemen's- Stratton	Spring Stocker Sale
Apr 29	2:00 pm	Vankleek Hill Livestock Exchange	Stocker Sale
May 1	11:00 am	Community Livestock Exchange	Quinte Cattlemen's Sale- online at https://liveauctions.tv
May 2	10:00 am	Thessalon- Algoma Cooperative Livestock sales	Stocker Sale
May 2	11:00 am	Denfield Livestock Exchange	Stocker & Bred Cow, Cow/Calf Pair Sale
May 5	11:00 am	Ontario Stockyards Inc	All Vaccinated Stocker Sale
May 6	10:00 am	Kawartha Lakes Community Sale Barn	Peterborough/Victoria Counties Stocker Sale
May 6	1:00 pm	Ontario Livestock Exchange	All Vaccinated Stocker Sale- Every Wednesday
May 7	10:00 am	Warton- Grey Bruce Livestock Cooperative	Spring Stocker Sale

Comments for the week ending April 23, 2020

Larger receipts of fed steers and heifers sold through auction markets this week totaling 623 head, up 165 from last week and 298 more than this time last year (which included Easter). Fed steers ranged from \$127.06-\$144.90 with a weekly weighted average price of \$137.76 down \$1.28 from last week and \$5.09 below year ago prices. Heifers, sold from \$126.07-\$141.91 averaging \$136.39 down \$0.36 from last week and fully steady to last year at this time. Auction markets reported good buyer demand at steady to firm prices, with one market noting stronger prices.

The Ontario railgrade market saw a moderate volume of fed cattle trade from \$237.00-\$238.00 dressed, mostly \$238.00 which is steady to last week. Delivery was noted from next week out to the week of May 1st. Prices this week are \$20.50 below last year at this time.

The Boxed Beef Report by Kevin Grier reports: "The cutout bounced back last week after completing its correction from the consumer pillaging-driven surge higher during March and early April. Increases in the cutout were driven by the end meats as grinding demand remained good. Grinds are still in good demand with surprising support seen from the limited tonnage going to the QSR sector. Weakness was seen in the middle meats as the shortloin and butt gave back some of their gains. The biggest drivers of price however is the news of virus-related plant closures. The threat of tighter supplies will keep buyers in the hunt and will keep the beef in strong hands. The Alberta Cargill closure takes 40% of the production out of the system JBS Alberta is only doing one shift this week which takes another 15-20% of production out."

Slightly lighter volumes of cull/fed cows sold through auction markets met stronger prices this week, with 2,037 head sold, down 228 from last week and 314 less than this time last year, which included the Easter holiday. Cows sold from \$53.81-\$75.00 averaging \$63.82 up \$1.72 from last week and \$1.36 below year ago prices. Auction markets reported prices steady to higher to start. By Tuesday, prices were reported as steady to slightly higher than last week, but slightly easier than Thursday's sharply higher market. As the week progressed, trade was steady to stronger and ended the week up \$2.00 cwt.

There were 4,750 stocker and feeder cattle sold through auction markets this week, down 306 head from last week and 372 more than this time last year. Auction markets reported trade as active with prices steady to strong on good demand. Grass cattle were noted as steady to trading at a premium. Actual average prices this week saw steers 400-500 lbs up \$3.89 from last week on average, 500-600 lbs up \$3.08, 600-700 lbs down \$5.01, 700-800 lbs down \$1.03, 800-900 lbs down \$5.60, 900-1000 lbs down \$1.68 and steers 1000 lbs and over averaged \$5.29 higher than last week. Heifers between 300-400 lbs were up \$8.08 from last week on average, 400-500 lbs down \$3.99, 500-600 lbs down \$3.95, 600-700 lbs up \$0.24, 700-800 lbs up \$1.15, 800-900 lbs up \$2.63 and heifers 900 lbs and over averaged \$0.19 lower than last week on average.

The Quebec electronic market this week ranged from \$231.75-\$235.50, down \$0.17 from last week on average.

Alberta direct trade reported light trade on Tuesday at \$190.00 cwt delivered on a dressed basis, down \$25.00 cwt from last week on average. Wednesday was steady to Tuesday at \$190.00 delivered on a dressed basis. On a picked up basis, Canfax reported dressed deals from \$187.00-\$193.50 with steers averaging \$187.58 down \$17.65 and heifers \$190.46 down \$22.87 from last week's weighted average. Canfax reports: "One major packer is temporarily closed and the other packer is operating at reduced capacity. Cattle that were initially scheduled to be slaughtered in April are being pushed back into May. Two smaller Alberta packers were active on this week's cash market. Buyers were indicating cattle would be picked up in 1-2 weeks. Fed cattle prices are almost 50.00 lower than last year."

The US cash cattle trade the week ending April 16th, was very light in volume with prices improving as the week progressed. On a live basis, prices started the week at \$94.00-\$95.00 but by Thursday sales ranged from \$97.00-\$100.00 and ended the week fully steady at \$105.00. On the rail, prices started out Monday at \$154.00-\$155.00 dressed, down to \$150.00-\$152.00 by mid-week. But, by Friday dressed sales were sitting at \$168.00. Average prices for this week, reported by the USDA Mandatory Price Report, were easier overall, with steers averaging \$102.28 live down \$2.72 while heifers averaged \$103.77 down \$1.02 from the previous week's weighted averages. Dressed steers averaged \$157.18 down \$10.82 on average while heifers were \$9.74 lower, averaging \$158.12 cwt.

This week, Monday saw a handful of cattle trade in Nebraska at \$95.00 live and \$150.00 dressed, steady to the early trade last week but far below Friday's market. Tuesday, was extremely light in the north with sales at \$150.00 delivered on a dressed basis, steady to \$18.00 below last week's trade. At the Fed Cattle Exchange online auction Wednesday, there were 4,671 head on offer, in 37 lots with delivery varying from 1-9 days, 1-17 days and a few from 10-17 days. Packer interest was very limited with only 6 lots bid on and 5 lots sold. Asking prices ranged from \$92.25-\$105.00 live. Three lots with delivery in 1-9 days sold for asking prices of \$100.00 live, all from the south, while one lot asking \$95.00 was bid \$95.00 but passed. Two lots with delivery from 1-17 days were asking \$92.25-\$93.00 and sold for those amounts. On the cash market Wednesday a few deals surfaced in the north at \$150.00 dressed, steady to the week's decline. Thursday was reported as light to moderate in the north with trade ranging anywhere from \$148.00-\$160.00 dressed and \$95.00-\$100.00 live, while trade in parts of the south was down \$3.00 at \$100.00 live. This morning a few sales were noted in Texas at \$95.00 live, down \$10.00 cwt from last week, but since noon the market has been quiet. Asking prices are sitting at \$100.00 live in the south and \$160.00 dressed in the north, but it appears that trade for the week is completed.