



Weekly Market Information Report for the week ending Thursday April 30, 2020

The following information is collected from various sources and disseminated by Beef Farmers of Ontario.

ONTARIO DIRECT TO PACKER RAILGRADE CATTLE TRADE

Prices are on a carcass weight basis before grade and weight discounts. Weekly Range:

A Grade Steers	238.00
A Grade Heifers	Not enough to report.

ONTARIO LIVE CATTLE TRADE

Ontario auction sales this week saw weighted average price ranges for:

FED CATTLE	Volume	Price Range	Average	Top	Last Week Avg
Large Frame Steers +1250	106	135.58-145.30	140.28	162.50	139.54
Medium Frame Steers +1250	111	131.15-143.56	137.34	165.50	128.15
Large & Medium Frame Steers +1250	217	128.18-146.67	139.44	165.50	137.76
Large Frame Heifers +1000	128	128.34-141.86	135.50	173.00	132.75
Medium Frame Heifers +1000	188	131.47-140.90	136.51	163.00	137.13
Large & Medium Frame Heifers +1000	316	127.29-140.65	135.69	173.00	136.39
Fed steers, Dairy & Dairy Cross +1250	42	111.19-118.43	114.88	145.99	108.43
Fed heifers, Dairy & Dairy Cross +1000	61	88.85-110.74	98.78	137.00	86.16
Cows - All Weights	2,295	53.00-75.66	63.41	111.00	63.82
Bulls - All Weights	107	91.39-126.47	111.53	178.00	100.50

STOCKERS - Large and Medium Frame

STEERS	Volume	Price Range	Average	Top	Last Week Avg
1000+	777	149.16-168.96	156.87	174.00	155.28
900-999	507	153.75-170.30	163.75	178.25	162.06
800-899	662	159.48-182.39	171.86	191.50	169.17
700-799	797	157.13-200.12	182.20	217.00	185.51
600-699	871	174.53-222.61	203.32	236.00	202.26
500-599	582	174.96-236.84	211.66	258.00	219.42
400-499	171	190.06-242.27	218.14	262.00	220.49
-399	54	194.70-236.64	219.38	262.00	207.61
HEIFERS	Volume	Price Range	Average	Top	Last Week Avg
+900	227	129.25-153.09	143.12	162.50	144.70
800-899	442	144.82-162.57	154.10	189.00	153.47
700-799	570	145.69-173.25	162.76	214.00	162.45
600-699	835	146.08-195.64	174.59	210.99	172.27
500-599	500	155.70-195.41	178.28	229.00	178.41
400-499	233	161.17-210.60	190.54	229.00	176.28
300-399	47	161.08-198.38	184.48	222.50	175.17
-299	10	155.00-174.00	168.25	227.50	156.85

At Kawartha Lakes Community Sale Barn, April 25, 2020 – 98 cows, 10 bulls, 36 veal, 17 stockers

	Price Range	Avg.	Top
Cows	60.00-91.00	69.03	108.00
Bulls over 1600 lbs	100.00-124.00	111.32	124.00
Veal 600 lbs +	102.00-125.00	107.50	128.00

Denfield Livestock Exchange Inc., April 28, 2020: 219 Fed Cattle, 33 Veal, 80 Cows, 5 bulls, 3 stockers

	Price Range	Average	Top
Large & Medium Frame Fed Steers +1250 lbs	135.00-156.00	143.97	165.50
Large & Medium Frame Fed Heifers +1000 lbs	130.00-141.25	137.87	173.00
Cows	52.50-70.00	61.87	88.50
Veal over 600 lbs	97.00-116.00	107.13	122.00

At Aylmer Stockyards Inc.: April 29, 2020- 38 veal, 249 Cows, 20 fed cattle, 103 stockers, 2 bulls

	Price Range	Average	Top
Fed Heifers, Dairy & Dairy Cross	88.00-115.50	99.89	115.50
Cows	47.99-87.50	66.20	103.00
Veal over 600 lbs	88.00-138.99	113.30	138.99

ONTARIO STOCKER & FEEDER TRADE

Stocker sale at Brussels Livestock: April 24, 2020 – 1,633 Stockers

Steers	Price Range	Average	Top	Heifers	Price Range	Average	Top
1000+	149.00-167.00	155.47	167.00	900+	132.50-162.50	149.35	162.50
900-999	154.00-174.75	166.65	174.75	800-899	149.00-167.00	157.14	189.00
800-899	160.00-178.00	168.81	184.00	700-799	147.75-174.00	162.72	214.00
700-799	168.00-192.75	179.04	201.00	600-699	155.00-202.00	183.24	202.00
600-699	187.50-227.00	207.09	227.00	500-599	146.00-191.00	171.30	215.00
500-599	191.00-238.00	216.29	257.00	400-499	155.00-223.00	193.21	223.00
400-499	205.00-249.00	237.46	249.00	300-399	125.00-152.00	143.50	152.00
399-	256.00-262.00	259.50	262.00				

Stocker sale at: Community Livestock Exchange: April 28, 2020 – 87 Stockers

Steers	Price Range	Average	Top	Heifers	Price Range	Average	Top
600-699	150.00-185.00	167.79	185.00	600-699	130.00-193.99	152.49	193.99
500-599	150.00-218.99	183.40	218.99	500-599	135.00-187.50	161.80	187.50
400-499	152.49-225.00	195.59	225.00	400-499	135.00-180.00	164.79	180.00

Stocker sale at: Keady Livestock Market: April 28, 2020 – 751 Stockers

Steers	Price Range	Average	Top	Heifers	Price Range	Average	Top
1000+	152.25-158.50	155.84	158.50	900+	117.50-141.00	133.17	141.00
900-999	172.00-178.25	175.72	178.25	800-899	154.00-156.50	155.08	156.50
800-899	179.00-190.00	184.58	190.00	700-799	164.00-169.00	167.66	169.00
700-799	190.00-217.00	207.00	217.00	600-699	177.00-199.25	186.67	199.25
600-699	197.50-216.00	208.08	217.50	500-599	195.00-205.00	199.31	216.00
500-599	205.00-235.00	218.90	235.00	400-499	200.00-220.00	212.86	220.00
400-499	202.50-215.00	206.06	215.00	300-399	155.00-220.00	199.50	220.00
399-	185.00-220.00	202.50	220.00				

Stocker sale at: Renfrew Pontiac Livestock: April 28, 2020 – 279 Stockers

Steers	Price Range	Average	Top	Heifers	Price Range	Average	Top
700-799	156.00-198.99	182.60	198.99	700-799	141.99-179.00	169.99	179.00
600-699	162.99-220.00	195.70	220.00	600-699	140.99-194.99	178.00	194.99
500-599	162.50-247.99	209.20	247.99	500-599	139.99-204.99	181.80	204.99
400-499	168.99-247.79	201.79	247.99	400-499	176.00-200.00	187.00	200.00

Stocker sale at **Aylmer Stockyards Inc, April 29, 2020- 103** stockers

Steers	Price Range	Average	Top	Heifers	Price Range	Average	Top
700-799	139.99-188.99	159.09	188.99	700-799	117.99-187.50	156.60	187.50
600-699	165.99-184.00	174.70	184.00	500-599	134.00-180.00	147.10	180.00
500-599	158.00-237.50	204.49	237.50	400-499	139.99-220.99	202.99	220.99

Stocker sale at **Ontario Livestock Exchange, April 29, 2020- 651** stockers

Steers	Price Range	Average	Top	Heifers	Price Range	Average	Top
1000+	151.00-174.00	160.10	174.00	900+	142.50-154.00	153.02	154.00
900-999	158.50-176.50	170.23	176.50				
800-899	171.50-190.00	183.50	190.00				
700-799	185.00-189.00	188.40	189.00				

Stocker sale at **Vankleek Hill Livestock Exchange, April 29, 2020- 198** stockers

Steers	Price Range	Average	Top	Heifers	Price Range	Average	Top
800-899	142.00-188.00	167.25	188.00	700-799	150.00-186.00	162.68	186.00
700-799	173.00-216.00	183.25	216.00	600-699	158.00-189.00	169.37	189.00
600-699	195.00-236.00	213.08	236.00	500-599	138.00-199.00	169.81	199.00
500-599	172.00-258.00	206.87	258.00	400-499	142.00-198.00	185.53	198.00
400-499	174.00-262.00	232.43	262.00				
399-	174.00-216.00	195.95	216.00				

Stocker sale at **Ontario Livestock Exchange: April 30, 2020 – 247** Stockers

Steers	Price Range	Average	Top	Heifers	Price Range	Average	Top
900-999	142.00-250.00	145.05	154.00	600-699	150.00-180.00	162.22	180.00
800-899	146.00-167.50	159.50	167.50	500-599	145.00-185.00	162.19	190.00
700-799	137.50-200.00	176.54	200.00	400-499	160.00-212.50	183.75	212.50
600-699	175.00-210.00	191.84	215.00				
500-599	167.50-217.50	201.14	217.50				

Stocker sale at **Ontario Stockyards Inc: April 30, 2020 – 675** Stockers

Steers	Price Range	Average	Top	Heifers	Price Range	Average	Top
1000+	107.00-127.00	119.23	142.00	900	89.00-153.50	129.19	153.50
900-999	142.00-157.50	150.82	164.00	800-899	149.00-164.50	158.48	164.50
800-899	161.00-171.00	167.03	175.50	700-799	160.00-173.25	164.29	173.25
700-799	175.00-187.50	181.67	188.00	600-699	157.50-188.00	172.69	197.00
600-699	187.50-215.00	201.66	218.00	500-599	162.50-201.00	184.90	201.00
500-599	202.50-237.50	219.11	240.00	400-499	165.00-210.50	184.58	221.00
400-499	211.00-251.00	229.33	251.00	300-399	165.00-214.00	194.32	222.50
399-	170.00-222.50	203.10	232.00				

ONTARIO STOCKER & FEEDER TRADE SPECIAL SPRING SALES

Stocker sale at **Keady Livestock Market: April 24, 2020 – 1,120** Stockers

Steers	Price Range	Average	Top	Heifers	Price Range	Average	Top
900-999	160.00-164.50	163.39	164.50	800-899	156.00-162.50	159.64	162.50
800-899	183.00-191.50	188.27	191.50	700-799	162.00-182.25	172.03	182.25
700-799	186.00-205.00	196.71	205.00	600-699	171.00-190.00	180.39	190.50
600-699	210.00-231.00	218.85	231.00	500-599	172.50-199.00	191.30	199.00
500-599	215.00-243.00	229.15	243.00	400-499	199.00-202.50	201.10	202.50
400-499	210.00-225.00	220.00	225.00				
399-	240.00-252.50	247.50	252.50				

A good offering of light weight grass cattle and heavier stocker cattle sold steady.

Stocker sale at **Stratton- Rainy River Cattlemen's Sale: April 25, 2020 – 1,521 Stockers, 74 cows, 20 bulls**

Steers	Price Range	Average	Top	Heifers	Price Range	Average	Top
1000+	129.49-143.99	131.60	143.99	900+	117.99-125.00	120.99	125.00
900-999	127.49-141.99	134.20	141.99	800-899	117.99-160.20	142.19	160.20
800-899	112.99-174.50	146.10	174.50	700-799	107.00-160.00	150.29	160.00
700-799	119.99-199.50	169.90	199.50	600-699	110.00-202.19	165.76	210.99
600-699	132.00-224.00	193.90	224.00	500-599	160.00-192.99	179.49	192.99
500-599	129.49-235.00	203.39	235.00	400-499	139.99-208.99	190.50	208.99
400-499	160.00-235.00	208.80	235.00	300-399	144.99-212.99	188.30	212.99
399-	193.99-245.99	222.19	245.99	Bulls			
				1600- lb	94.99-178.00	145.39	178.00
Cows	55.00-111.00	73.09	111.00	1600+ lb	92.50-1115.99	109.69	115.99

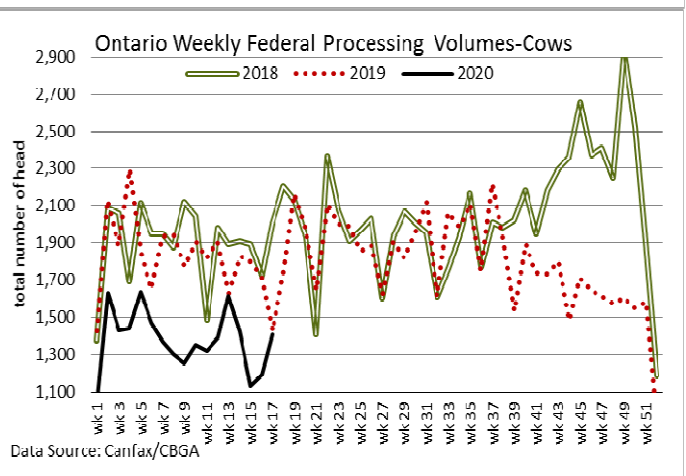
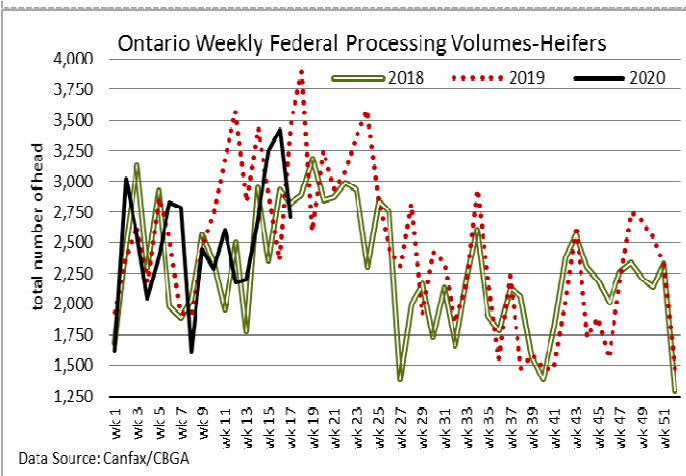
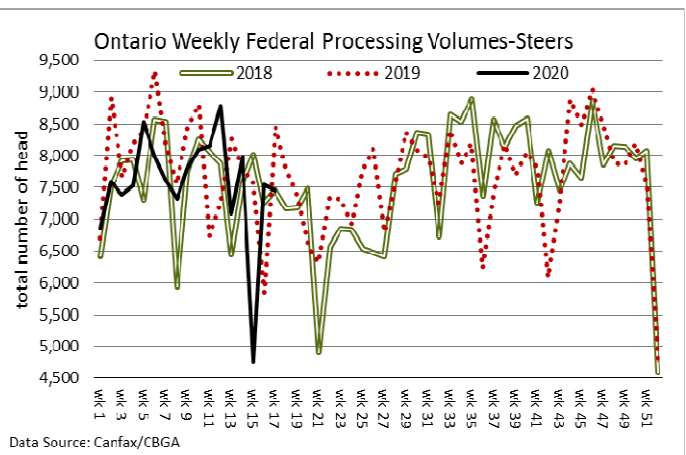
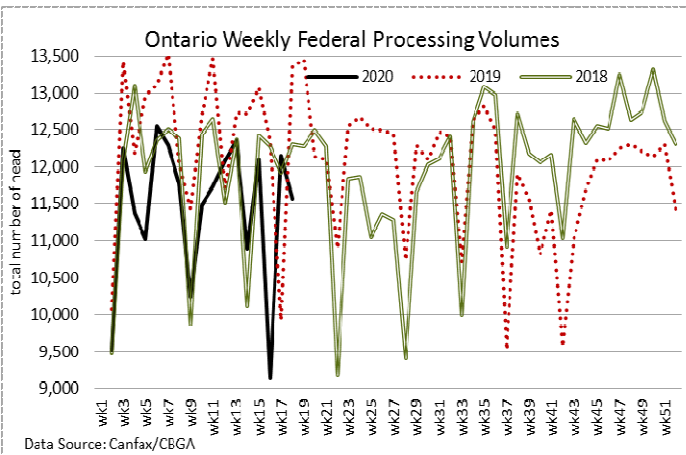
CATTLE EXPORTS-ONTARIO

Week ending Apr 11, 2020 Week ending Apr 4, 2020 Year to Date 2020

Total live slaughter cattle exported from Ontario to the U.S.	2,354	1,709	45,744
Steers & Heifers & Cows	2,253	1,577	42,182
Bulls	101	132	3,562

FEDERALLY INSPECTED CANADIAN PROCESSING

	Week Ending April 25, 2020	# of hd change from week ago	YTD	% Change (Week Ago)	% Change (Year Ago)
Grand Total	24,096	-8,556	927,431	-26%	-5%
Western Slaughter	10,775	-8,547	713,622	-44%	-6%
Eastern Slaughter	13,321	-9	213,809	-0%	-5%



AVERAGE CARCASS WEIGHTS – CANADA

	Steers	Heifers
April 18, 2020	924	850
April 11, 2020	905	833
April 20, 2019	900	851

USDA ESTIMATED CATTLE PROCESSING VOLUME

	Week Ending May 2, 2020	Previous Week	Year Ago
Grand Total	425,000	462,000	673,000

ALBERTA DIRECT TRADE

For the week ending April 30, 2020

Steers	Live FOB	N/T	Rail FOB	178.00-193.50
Heifers	Live FOB	N/T	Rail FOB	193.50

U.S. TRADE (U.S. funds)

For the week ending April 30, 2020

Choice and Select Steers and Heifers:	Live	90.00-105.00 weekly range
	Rail	147.00-160.00 weekly range

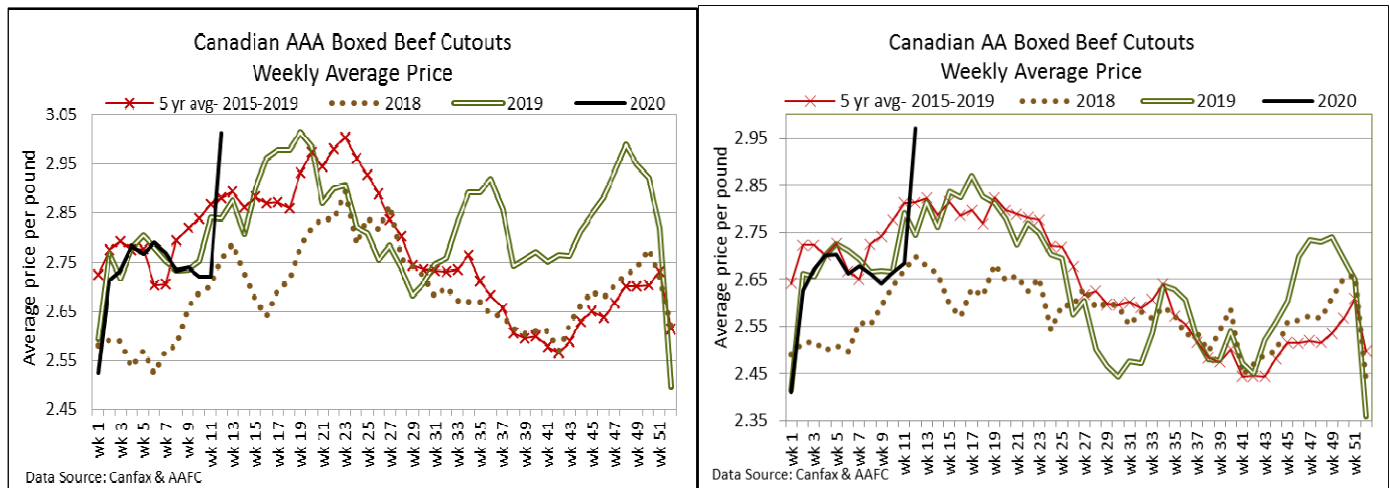
QUEBEC ELECTRONIC AUCTION MARKET (F.O.B. THE FEEDLOT)

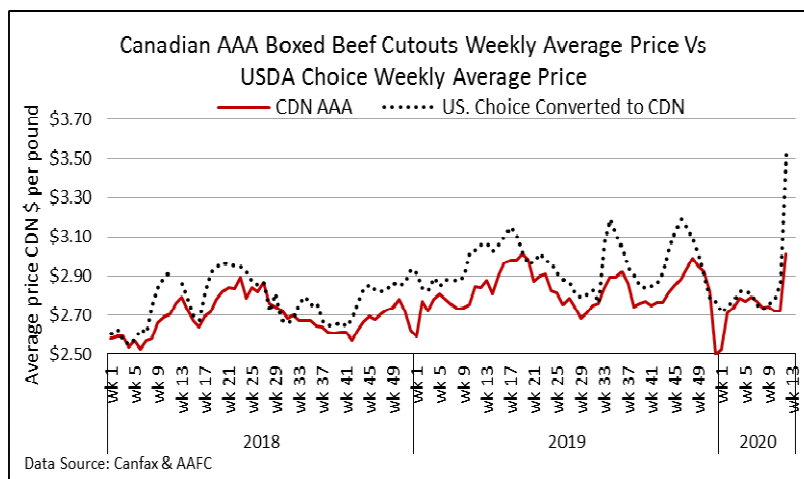
	Price	Change from Last Week
For the week ending April 30, 2020	235.75	+1.92

CANADIAN BOXED BEEF CUT-OUT VALUES

Week Ending	AAA	AA
March 20, 2020	3.0139	2.9703
March 13, 2020	2.7211	2.6818
March 6, 2020	2.7207	2.6643
February 28, 2020	2.7395	2.6415
February 21, 2020	2.7337	2.6792

Please note that Canfax & CBGA have been making some changes and has resulted in a delay in information. Prices have been updated until March 20, 2020. Further updates will be available soon.





U.S. BOXED BEEF CUT-OUT VALUES (U.S. funds)

	Choice 600-900	Select 600-900
Current Five Day Average:	332.19	217.75

BEEF EXPORTS – CANADA

	United States Jan 1- Feb 29/20	Change from last year YTD	Mexico Jan 1- Feb 29/20	Change from last year YTD
Total	45,225 tonnes	-5% or -2,426 tonnes	2,986 tonnes	+18% or +459 tonnes
	Japan Jan 1- Feb 29/20	Change from last year YTD	China Jan 1- Feb 29/20	Change from last year YTD
Total	7,192 tonnes	+25% or +1,420 tonnes	1,331 tonnes	-58% or --,842 tonnes

LIVE CATTLE – CANADA

IMPORTS		Import % change from 2019 YTD	EXPORTS		Export % change from 2019 YTD
Jan 1- Feb 29/20			Jan 1- Apr 18/20		
Pure bred	268	-58%	Slaughter steers & heifers & cows	165,821	+6%
Non-pure bred	44,007	+27%	Feeder cattle & calves	48,944	-46%
			Bulls	10,729	+0%

BEEF PRODUCTION – CANADA

	Jan 1 – Apr 25/20	Last Year Same Time	% Change
Fed	305,676 tonnes	318,916 tonnes	-4%
Non-fed	56,127 tonnes	65,578 tonnes	-14%

BEEF IMPORTS – CANADA

	Jan 1 – Apr 25/20	Last Year Same Time	% Change
United States	39,567 tonnes	33,070 tonnes	+20%
Non-CUSMA	14,787 tonnes	16,767 tonnes	-12%
EU-28 (beef/veal total)	5,374 tonnes	1,884 tonnes	+185%
Total	62,463 tonnes	53,639 tonnes	+16%

CHICAGO MERCANTILE EXCHANGE

Closing quotes on futures today were as follows:

Live Cattle			Feeder Cattle			Corn			Soybeans			Canadian \$		
Jun	87.25	+1.30	May	117.82	+0.72	May	3.114	+0.0	May	8.472	-3.0	Spot	71.05	-0.76
Aug	92.55	+0.45	Aug	127.65	+1.15	Jul	3.184	-1.4	Jul	8.494	-5.6	Jun	71.04	-0.78
Oct	96.80	+0.47	Sep	129.05	+0.90	Sep	3.254	-1.0	Aug	8.506	-5.0	Sep	71.05	-0.78
Dec	100.97	+0.72	Oct	129.90	+0.87	Dec	3.366	-0.4	Sep	8.510	-3.6	Dec	71.07	-0.78
Feb	105.37	+0.82	Nov	130.47	+0.80	Mar	3.502	-0.2	Nov	8.550	-2.6	Mar	71.08	-0.78
Apr	107.52	+0.87	Jan	129.07	+0.42	May	3.582	+0.4	Jan	8.576	-1.6	Jun	71.07	-0.78

Beef Farmers of Ontario, 130 Malcolm Road, Guelph, ON N1K 1B1 Phone: (519) 824-0334 Fax: (519) 824-9161 or email: markets@ontariobeef.com

UPCOMING SPRING SPECIAL SALES

May 2	10:00 am	Thessalon- Algoma Cooperative Livestock sales	Stocker Sale
May 2	11:00 am	Denfield Livestock Exchange	Stocker & Bred Cow, Cow/Calf Pair Sale
May 5	11:00 am	Ontario Stockyards Inc	All Vaccinated Stocker Sale
May 6	10:00 am	Kawartha Lakes Community Sale Barn	Peterborough/Victoria Counties Stocker Sale
May 6	1:00 pm	Ontario Livestock Exchange	All Vaccinated Stocker Sale- Every Wednesday
May 7	10:00 am	Warton- Grey Bruce Livestock Cooperative	Spring Stocker Sale
May 9	11:00 am	Denfield Livestock Exchange	Bred Cow & Cow/Calf Pair Sale
May 13	10:00 am	Kawartha Lakes Community Sale Barn	Spring Stocker Sale

Comments for the week ending April 30, 2020

There were 533 fed steers and heifers sold through auction markets this week, down 90 head from last week and 152 fewer than this time last year. Fed steers traded from \$128.18-\$146.67 averaging \$139.44 up \$1.68 from last week on average, but \$11.83 below this time last year. Fed heifers ranged from \$127.29-\$140.65 averaging \$135.69 down \$0.70 from last week and \$14.68 lower than year ago prices. Auction markets reported active trading on good demand with prices steady to firm, with one market noting stronger prices mid-week. Fancy and exotic types were reported as trading at a premium.

The Ontario railgrade market the week ending April 23rd saw a moderate volume of fed cattle trade throughout the week from \$237.00-\$238.00 dressed, mostly \$238.00 which is steady to the previous week. Delivery was noted from this week out to the week of May 4th. This week, a very light test continued at \$238.00 dressed for steers with delivery in 1-2 weeks. Not enough heifers traded to report.

There were 2,295 head of cull/fed cows sold through auction markets this week, up 258 head from last week and 554 less than the same time last year. Cows sold from \$53.00-\$75.66 averaging \$63.41 down \$0.41 from last week and \$3.11 below year ago prices. Auction markets reported trade as active with prices reported from steady to \$2.00-\$3.00 cwt higher.

7,285 stocker and feeder cattle sold through auction markets this week, up 2,535 from last week but 2,953 head fewer than last year at this time. Auction markets reported calves as steady to fully steady with grass types trading strong. Heavier cattle were noted as steady to stronger on an active trade. Actual average prices this week saw steers from 400-500 lbs down \$2.35 from last week on average, 500-600 lbs down \$7.76, 600-700 lbs up \$1.06, 700-800 lbs down \$3.31, 800-900 lbs up \$2.69, 900-1000 lbs up \$1.69 and steers 1000 lbs and over averaged \$1.59 stronger than last week's weighted average prices. Heifers from 300-400 lbs were up \$9.28 on light receipts, 400-500 lbs heifers averaged \$14.26 stronger than last week, 500-600 lbs down \$0.13, 600-700 lbs up \$2.32, 700-800 lbs up \$0.31, 800-900 lbs down \$0.40 and heifers 900 lbs plus averaged \$1.58 lower than last week on average.

The Quebec electronic market this week was reported at \$235.75 dressed, up \$1.92 from last week on average.

Alberta direct trade saw a light this week with Canfax noting sales from \$180.00-\$195.00 delivered on a dressed basis, steady to last week. On a picked up basis, Canfax reported dressed deals from \$178.00-\$193.50 with steers averaging \$187.13 down \$0.45, with heifers averaging \$193.50 up \$3.04 from last week on average. Canfax reports "Three packers were not bidding on a cash market while one smaller did buy a few cattle this week. On a positive note hopefully one major packer will be operating on Monday."

The US cash cattle trade the week ending April 24th, was light to moderate with prices steady to lower. The USDA Mandatory Price Report listed live sales over the week, from \$92.25-\$105.00 with steers averaging \$96.69 live down \$5.59 from the previous week on average, while heifers averaged \$97.07 down \$6.70. Live prices were slightly lower in the south than in the north. On a dressed basis, trade for the week ranged from \$148.00-\$160.00 dressed, with steers averaging \$154.31 down \$2.87 from the previous week on average, with heifers averaging \$153.48 down \$4.64.

This week, the US cash trade has been light with a light test on Monday in Nebraska from \$95.00-\$100.00 live and \$150.00-\$160.00 dressed which is steady to last week's range. Tuesday, trade was scattered to light with live sales from \$94.00-\$95.00 down \$1.00-\$2.00 from last week on average, while a few dressed deals were at \$150.00 delivered, down \$4.00 from last week on average. Wednesday on the cash market, a light test surfaced in Nebraska at \$150.00 dressed down \$4.00 from last week on average but steady to Tuesday, with a few deals in the south ranging wide, from \$90.00-\$100.00 on a live basis. At the Fed Cattle Exchange online auction Wednesday, there were 4,132 head on offer, in 34 lots with asking prices ranging from \$90.00-\$106.00 live with only 6 lots receiving a bid. One lot from the south with delivery in 1-9 days sold at asking price of \$100.00 live. The remaining 5 lots that sold were for delivery from 1-17 days with prices from \$94.50-\$100.00 live, averaging \$96.57 which is fully steady to last week's live average price. Thursday saw a light test in the north at \$147.00-\$160.00 dressed, mostly \$150.00-\$154.00, steady to \$4.00 lower than last week, with a few sales noted in the south from \$95.00-\$96.00 live, steady to \$1.00 below last week on average. Today a light trade has developed in the south, with a few in the north at \$105.00 live, up \$7.00-\$8.00 from last week's weighted average prices.