



Weekly Market Information Report for the week ending Thursday May 14, 2020

The following information is collected from various sources and disseminated by Beef Farmers of Ontario.

ONTARIO DIRECT TO PACKER RAILGRADE CATTLE TRADE

Prices are on a carcass weight basis before grade and weight discounts. Weekly Range:

A Grade Steers 238.00-242.00

A Grade Heifers 238.00-242.00

ONTARIO LIVE CATTLE TRADE

Ontario auction sales this week saw weighted average price ranges for:

FED CATTLE	Volume	Price Range	Average	Top	Last Week Avg
Large Frame Steers +1250	68	125.77-148.73	139.16	157.50	138.20
Medium Frame Steers +1250	79	129.24-147.86	138.90	157.00	139.06
Large & Medium Frame Steers +1250	147	125.77-150.96	140.60	157.50	139.35
Large Frame Heifers +1000	75	122.61-143.16	134.67	159.50	136.20
Medium Frame Heifers +1000	152	132.74-147.93	139.74	163.50	139.02
Large & Medium Frame Heifers +1000	227	127.18-145.86	138.71	163.50	138.28
Fed steers, Dairy & Dairy Cross +1250	81	105.11-113.53	109.96	139.00	109.39
Fed heifers, Dairy & Dairy Cross +1000	96	84.46-112.03	100.71	117.99	100.62
Cows - All Weights	2,258	62.33-86.73	73.49	117.00	68.57
Bulls - All Weights	132	91.95-119.03	105.27	143.50	103.57

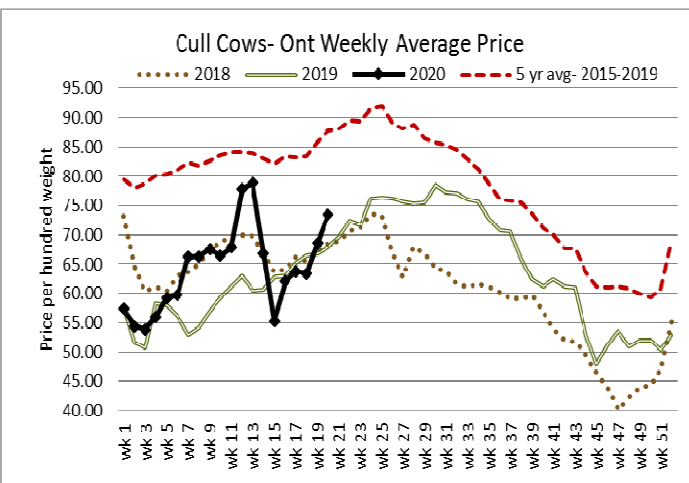
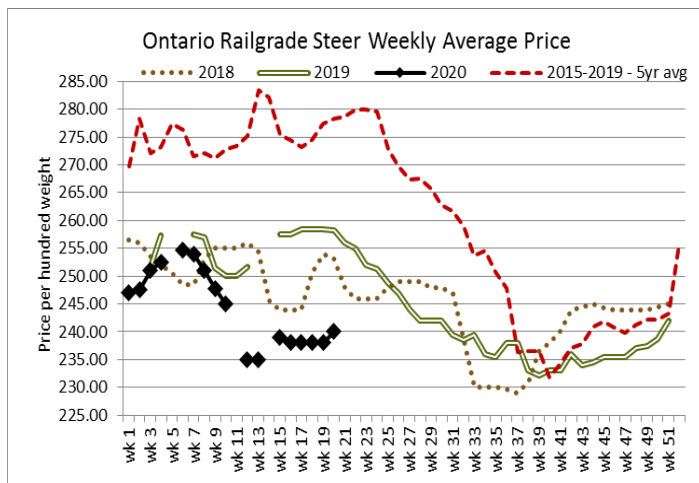
STOCKERS - Large and Medium Frame

STEERS	Volume	Price Range	Average	Top	Last Week Avg
1000+	670	156.52-167.26	162.76	171.50	160.80
900-999	469	169.42-179.11	174.47	185.25	156.89
800-899	636	173.74-191.93	184.56	198.00	181.04
700-799	296	180.39-207.66	195.56	220.00	194.55
600-699	463	193.40-228.36	211.00	250.00	208.12
500-599	420	209.10-255.94	230.13	280.00	222.77
400-499	195	207.07-252.48	232.74	270.50	226.36
-399	66	152.48-226.48	200.89	272.00	208.78

HEIFERS	Volume	Price Range	Average	Top	Last Week Avg
+900	311	140.72-157.98	150.72	200.99	150.45
800-899	192	150.33-166.02	160.76	178.00	159.69
700-799	306	147.66-172.09	162.32	187.50	166.29
600-699	468	156.48-189.85	176.08	197.50	177.67
500-599	384	168.47-208.56	190.92	219.00	190.81
400-499	263	165.30-216.95	195.16	228.00	194.01
300-399	61	167.90-210.84	191.29	290.49	189.55
-299	5	N/A	N/A	N/A	174.11

At Kawartha Lakes Community Sale Barn, May 9, 2020 – 153 cows, 9 bulls, 28 veal, 3 stockers, 4 fed cattle

	Price Range	Avg.	Top
Cows	67.00-94.00	76.57	99.00
Bulls under 1600 lbs	81.00-100.00	95.99	110.00
Bulls over 1600 lbs	83.00-120.00	109.43	120.00
Veal calves 600 lbs plus	107.00-130.00	112.26	130.00



Denfield Livestock Exchange Inc., May 12, 2020: 186 Fed Cattle, 18 Veal, 92 Cows, 11 bulls

	Price Range	Average	Top
Large & Medium Frame Fed Steers +1250 lbs	125.50-157.50	144.26	157.50
Large & Medium Frame Fed Heifers +1000 lbs	137.00-148.25	144.54	163.50
Cows	57.00-82.00	70.38	98.00
Veal over 600 lbs	105.00-110.00	107.50	110.00

At Aylmer Stockyards Inc.: May 13, 2020- 38 veal, 227 Cows, 41 fed cattle, 49 stockers, 6 bulls

	Price Range	Average	Top
Fed Heifers, Dairy & Dairy Cross	72.99-117.99	104.00	117.99
Cows	56.00-98.49	76.20	98.49
Veal over 600 lbs	111.00-155.00	124.50	155.00

ONTARIO STOCKER & FEEDER TRADE

Stocker sale at **Brussels Livestock: May 8, 2020 – 1,397 Stockers**

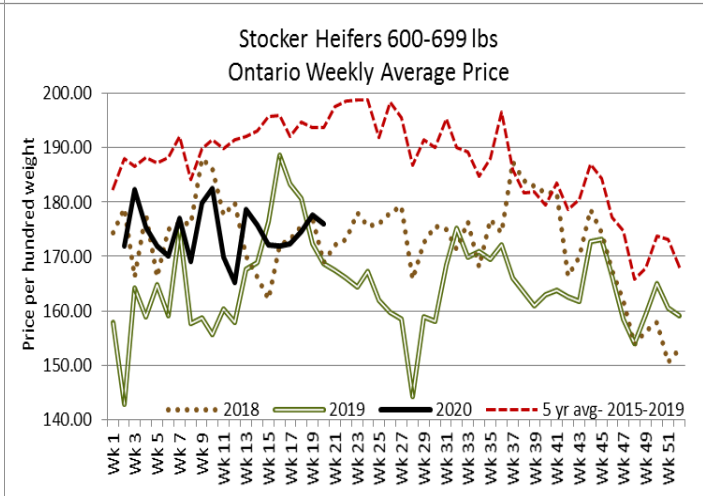
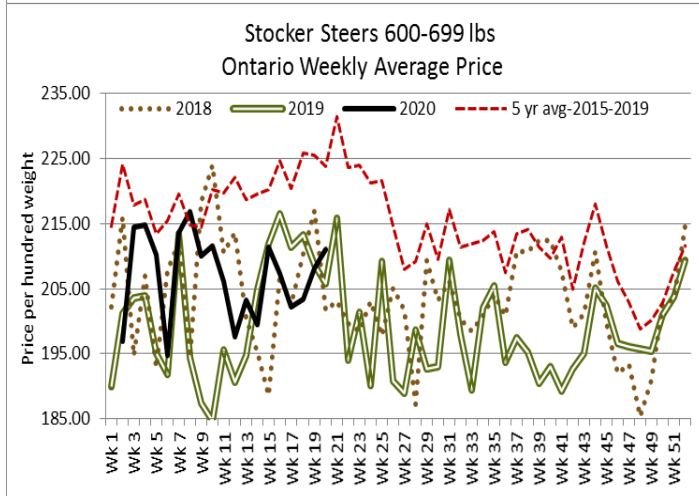
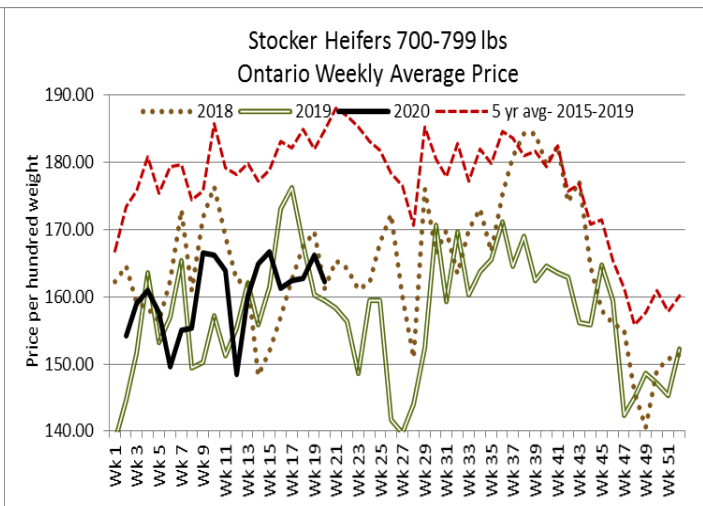
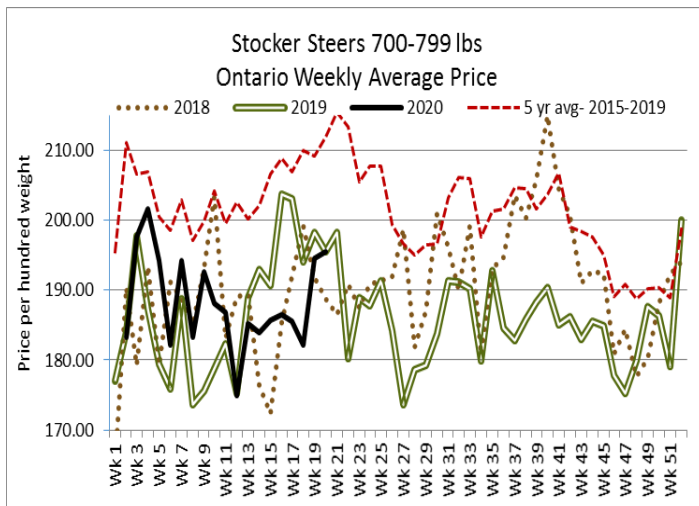
Steers	Price Range	Average	Top	Heifers	Price Range	Average	Top
1000+	160.00-171.50	166.23	171.50	900+	143.00-159.75	152.47	162.25
900-999	166.25-181.25	174.56	181.25	800-899	156.00-170.00	163.65	178.00
800-899	174.75-195.00	185.72	195.00	700-799	155.00-173.50	164.51	178.00
700-799	178.50-208.75	195.41	211.00	600-699	169.00-190.00	178.92	194.00
600-699	194.00-229.00	212.80	238.00	500-599	173.50-195.00	183.66	208.00
500-599	218.00-250.00	234.57	254.00	400-499	184.00-213.00	197.41	217.00
400-499	242.00-258.00	246.43	259.00	300-399	187.00-227.00	210.90	235.00
399-	208.00-257.00	232.00	267.00	299-			

Stocker sale at: **Community Livestock Exchange: May 12, 2020 – 118 Stockers**

Steers	Price Range	Average	Top	Heifers	Price Range	Average	Top
600-699	180.00-220.00	200.49	220.00	500-599	150.00-214.00	195.39	214.00
500-599	169.99-247.00	219.79	247.00	400-499	167.50-214.99	196.99	214.99
400-499	160.00-260.00	231.49	260.00				

Stocker sale at: **Keady Livestock Market: May 12, 2020 – 1,130 Stockers**

Steers	Price Range	Average	Top	Heifers	Price Range	Average	Top
1000+	160.00-165.00	162.92	168.00	900+	165.50-166.00	165.86	166.00
900-999	183.00-185.25	184.34	185.25	800-899	167.00-172.50	170.50	172.50
800-899	180.00-193.50	189.18	198.00	700-799	169.50-175.00	171.92	175.00
700-799	193.25-214.75	204.15	220.00	600-699	174.00-194.00	181.45	197.50
600-699	207.00-221.50	214.79	228.00	500-599	184.00-219.00	199.17	219.00
500-599	227.50-262.50	237.02	266.50	400-499	173.00-217.00	201.00	223.00
400-499	225.00-246.00	235.07	256.00	300-399	197.50-227.50	207.00	227.50



Stocker sale at: **Renfrew Pontiac Livestock: May 12, 2020 – 386 Stockers**

Steers	Price Range	Average	Top	Heifers	Price Range	Average	Top
800-899	138.99-185.00	173.30	185.00	800-899	102.49-164.99	158.20	164.99
700-799	164.99-206.00	185.40	206.00	700-799	110.00-177.00	165.99	177.00
600-699	163.99-225.99	194.70	225.99	600-699	119.99-194.99	172.19	194.99
500-599	189.99-241.00	217.49	241.00	500-599	127.49-214.99	192.70	214.99
400-499	168.99-252.49	216.59	252.49	400-499	164.99-218.00	190.79	218.00
399	185.00-254.99	221.89	254.99	300-399	147.50-205.00	185.20	290.49

Stocker sale at **Ontario Livestock Exchange, May 13, 2020- 720 stockers**

Steers	Price Range	Average	Top	Heifers	Price Range	Average	Top
1000+	156.50-167.00	162.68	167.00	900+	155.00-16 hd		
900-999	162.00-172.50	165.83	172.50	800-899	147.00-150.00	148.27	150.00
800-899	166.00-190.00	178.72	190.00				

Stocker sale at **Ontario Livestock Exchange: May 14, 2020 – 351 Stockers**

Steers	Price Range	Average	Top	Heifers	Price Range	Average	Top
900-999	180.50-181.50	180.95	181.50	700-799	140.00-147.50	143.39	161.00
800-899	155.00-181.00	164.64	181.00	600-699	125.00-175.00	155.53	175.00
700-799	151.00-195.00	177.29	197.50	500-599	167.50-192.50	183.11	192.50
600-699	187.50-231.00	211.21	231.00	400-499	110.00-197.50	175.34	197.50
500-599	173.00-235.00	207.35	245.00	300-399	185.00-200.00	196.25	200.00
400-499	167.50-235.00	205.96	255.00				
399-	115.00-220.00	192.50	220.00				

Stocker sale at **Ontario Stockyards Inc: May 14, 2020 – 635** Stockers

Steers	Price Range	Average	Top	Heifers	Price Range	Average	Top
900-999	147.50-171.00	164.07	171.00	900	148.00-162.00	157.23	162.00
800-899	168.00-186.00	177.15	186.00	800-899	160.00-164.00	160.31	164.00
700-799	183.00-206.00	197.82	206.00	700-799	155.50-185.00	168.80	185.00
600-699	200.00-227.50	214.41	234.00	600-699	155.00-179.00	168.53	188.00
500-599	222.50-280.00	242.36	280.00	500-599	162.00-204.00	181.29	213.00
400-499	214.00-250.00	233.26	270.50	400-499	172.50-226.00	196.67	226.00
399-	210.00-272.00	242.56	272.00	300-399	162.50-205.00	184.70	205.00

ONTARIO STOCKER & FEEDER TRADE SPECIAL SPRING SALES

Stocker sale at **Kawartha Lakes Community Sale Barn, May 13, 2020- 320** stockers

Steers	Price Range	Average	Top	Heifers	Price Range	Average	Top
800-899	170.00-189.00	179.72	189.00	700-799	80.00-181.00	139.18	181.00
700-799	160.00-203.00	187.12	203.00	600-699	172.50-195.00	184.22	195.00
600-699	195.00-250.00	215.49	250.00	500-599	185.00-217.00	198.37	217.00
500-599	211.00-264.00	235.37	264.00	400-499	160.00-223.00	199.56	223.00
400-499	222.50-263.00	245.28	263.00	300-399	122.50-205.00	154.00	205.00
399-	100.00-264.00	221.75	264.00				

A good offering of grass type cattle sold actively at higher to premium prices.

CATTLE EXPORTS-ONTARIO

	Week ending Apr 25, 2020	Week ending Apr 18, 2020	Year to Date 2020
Total live slaughter cattle exported from Ontario to the U.S.	2,920	3,062	51,726
Steers & Heifers & Cows	2,756	2,576	47,514
Bulls	164	486	4,212

FEDERALLY INSPECTED CANADIAN PROCESSING

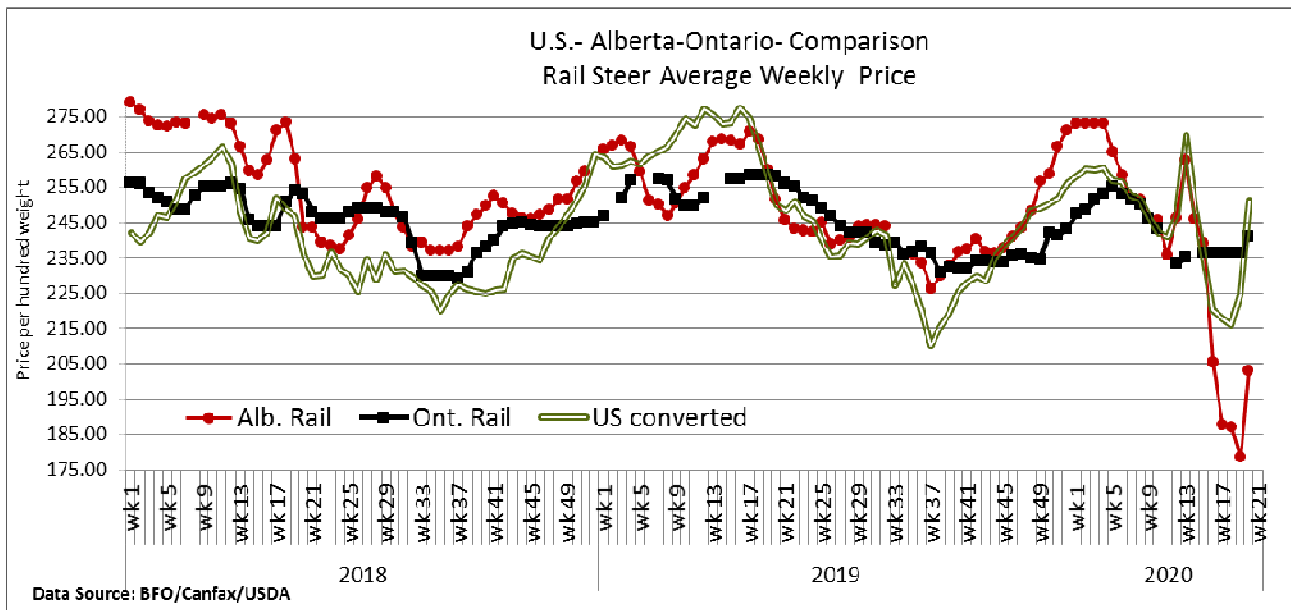
	Week Ending May 9, 2020	# of hd change from week ago	YTD	% Change (Week Ago)	% Change (Year Ago)
Grand Total	39,477	+15,580	990,805	+65%	-10%
Western Slaughter	25,472	+15,700	748,866	+161%	-12%
Eastern Slaughter	14,005	-120	241,939	-1%	-4%

AVERAGE CARCASS WEIGHTS – CANADA

	Steers	Heifers
May 9, 2020	925	841
May 2, 2020	926	838
May 11, 2019	881	835

USDA ESTIMATED CATTLE PROCESSING VOLUME

	Week Ending May 16, 2020	Previous Week	Year Ago
Grand Total	499,000	452,000	662,000



ALBERTA DIRECT TRADE

For the week ending May 14, 2020

Steers	Live FOB	N/T	Rail FOB	183.50-238.50
Heifers	Live FOB	N/T	Rail FOB	N/T

U.S. TRADE (U.S. funds)

For the week ending May 14, 2020

Choice and Select Steers and Heifers:	Live	110.00-120.00
	Rail	158.00-185.00

QUEBEC ELECTRONIC AUCTION MARKET (F.O.B. THE FEEDLOT)

	Price	Change from Last Week
For the week ending May 14, 2020	247.25-247.50	+7.30

CANADIAN BOXED BEEF CUT-OUT VALUES

Week Ending	AAA	AA
March 20, 2020	3.0139	2.9703
March 13, 2020	2.7211	2.6818
March 6, 2020	2.7207	2.6643

Please note that Canfax & CBGA have been making some changes and has resulted in a delay in information. Prices have been updated until March 20, 2020. Further updates will be available soon.

U.S. BOXED BEEF CUT-OUT VALUES (U.S. funds)

	Choice 600-900	Select 600-900
Current Five Day Average:	464.35	445.51

BEEF EXPORTS – CANADA

	United States	Change from last year YTD	Mexico	Change from last year YTD
	Jan 1- Mar 31/20		Jan 1- Mar 31/20	
Total	70,914 tonnes	-8% or -6,141 tonnes	3,809 tonnes	+3% or +122 tonnes
	Japan	Change from last year YTD	China	Change from last year YTD
	Jan 1- Mar 31/20		Jan 1- Mar 31/20	
Total	10,935 tonnes	+11% or +1,106 tonnes	2,566 tonnes	-51% or -2,676 tonnes

LIVE CATTLE – CANADA

IMPORTS			Import % change from 2019 YTD	EXPORTS			Export % change from 2019 YTD
Jan 1- Mar 31/20				Jan 1- Apr 18/20			
Pure bred	717		-52%	Slaughter steers & heifers & cows	174,617		+5%
Non-pure bred	55,579		+14%	Feeder cattle & calves	54,075		-45%
				Bulls	11,314		-2%

BEEF PRODUCTION – CANADA

	Jan 1 – May 2/20	Last Year Same Time	% Change
Fed	313,917 tonnes	338,904 tonnes	-7%
Non-fed	57,267 tonnes	68,493 tonnes	-16%

BEEF IMPORTS – CANADA

	Jan 1 – May 2/20	Last Year Same Time	% Change
United States	42,216 tonnes	35,157 tonnes	+20%
Non-CUSMA	16,025 tonnes	17,459 tonnes	-8%
EU-28 (beef/veal total)	5,702 tonnes	1,958 tonnes	+191%
Total	66,797 tonnes	56,579 tonnes	+18%

CHICAGO MERCANTILE EXCHANGE

Closing quotes on futures today were as follows:

Live Cattle			Feeder Cattle			Corn			Soybeans			Canadian \$		
Jun	97.00	+2.87	May	124.72	+0.92	Jul	3.192	+1.6	Jul	8.384	+1.4	Spot	70.88	-0.17
Aug	97.82	+0.82	Aug	131.07	+0.02	Sep	3.230	+1.0	Aug	8.406	+1.6	Jun	70.88	-0.17
Oct	100.35	+0.40	Sep	132.75	+0.22	Dec	3.320	+0.2	Sep	8.412	+1.6	Sep	70.90	-0.17
Dec	103.17	+0.37	Oct	133.95	+0.20	Mar	3.446	+0.0	Nov	8.454	+1.6	Dec	70.91	-0.17
Feb	106.82	+0.15	Nov	134.57	+0.12	May	3.520	-0.2	Jan	8.480	+2.2	Mar	70.92	-0.18
Apr	109.85	+0.15	Jan	133.22	+0.22	Jul	3.574	-0.2	Mar	8.400	+4.4	Jun	70.91	-0.17

Beef Farmers of Ontario, 130 Malcolm Road, Guelph, ON N1K 1B1 Phone: (519) 824-0334 Fax: (519) 824-9161 or email: markets@ontariobeef.com

UPCOMING SPRING SPECIAL SALES

May 19 11:00 am	Ontario Stockyards Inc	Thursday reg. stocker sale moved to Tuesday.
May 20 10:00 am	Kawartha Lakes Community Sale Barn	Spring Stocker Sale
May 23 11:00 am	Denfield Livestock Exchange	Spring Stocker & Bred Cow & Cow/Calf Pair Sale
May 27 10:00 am	Kawartha Lakes Community Sale Barn	Spring Stocker Sale
May 27 2:00 pm	Vankleek Hill Livestock Exchange	Special Stocker Sale
May 28 11:00 am	Ontario Stockyards Inc	All Vaccinated Stocker Sale

Comments for the week ending May 14, 2020

Lighter volumes of fed cattle sold through auction markets this week at 374 head, down 187 head from last week and 84 less than last year at this time. Fed steers ranged from \$125.77-\$150.96 averaging \$140.60 up \$1.25 from last week, but \$9.81 lower than year ago prices. Fed heifers traded from \$127.18-\$145.86 with a weekly weighted average of \$138.71 up \$0.43 from last week, but \$5.23 below year ago prices. Auction markets reported active trading with strong demand at steady to fully steady prices, with one market early week noting sales \$5.00-\$7.00 higher than last week. The market ended the week at prices \$3.00-\$4.00 cwt higher.

The Ontario railgrade market started out the previous Friday at \$238.00 dressed for both steers and heifers which was fully steady. Monday the market was quiet, but by Tuesday and Wednesday trade was stronger, with sales for steers reported at \$242.00 dressed, with heifers ranging from \$241.00-\$242.00 dressed, with delivery in 1-2 weeks. Average prices are up \$2.00-\$2.25 from last week but \$18.25 below year ago prices.

There were 2,258 fed/cull cows sold through auction markets this week, up 220 head from last week but 466 less than the same week last year. Cows ranged from \$62.33-\$86.73 averaging \$73.49 up \$4.92 from last week and \$5.69 stronger than year ago prices. Auction markets reported a very strong demand with active trading and prices anywhere from steady to sharply higher, with some markets noting dairy cows as steady to \$5.00 cwt higher, while beef cows were steady to \$10.00 cwt higher.

5,205 stocker and feeder cattle came to market this week, down 3,214 from last week and 3,626 less than this time last year. Special spring stocker sales are winding down and volumes are seasonally declining. So far this year there has been 85,611 stockers sold through auction markets which is down 4.5% from this time last year, but 6.2% more than this time in 2018. Auction markets reported a strong active trade with grass type cattle selling very strong at higher prices, with some up to \$10.00-\$15.00 cwt higher. Yearlings were noted as strong to \$2.00-\$3.00 cwt higher to start, but barely steady by mid-week. By the end of the week cattle were very strong at higher prices. Actual average prices for steers 400-500 lbs were up \$6.38 from last week, 500-600 lbs up \$7.36, 600-700 lbs up \$2.88, 700-800 lbs up \$1.01, 800-900 lbs up \$3.52, 900-1000 lbs up \$17.58 and steers 1000 lbs up \$1.96 from last week on average. Heifers from 300-400 lbs were up \$1.74 from last week, 400-500 lbs up \$1.15, 500-600 lbs up \$0.11, 600-700 lbs down \$1.59, 700-800 lbs down \$3.97, 800-900 lbs up \$1.07 and heifers 900 lbs and over averaged \$0.27 higher than last week's weighted average prices.

The Quebec electronic market this week ranged from \$247.25-\$247.50 dressed, up \$7.30 from last week on average.

Alberta direct trade was light on Wednesday with prices reported by Canfax from \$187.00-\$225.00 delivered on a dressed basis, up \$7.00-\$45.00 cwt from last week. On Thursday, Canfax reported trade from \$185.00-\$240.00 cwt delivered on a dressed basis, up \$15.00 from Wednesday and \$5.00-\$60.00 cwt higher than last week. Canfax noted dressed steers as trading \$24.69 stronger on average, while not enough heifers sold to establish a market. Canfax reports: "Both major packers were bidding on the cash market but were limiting the amount of cattle they bought from producers. Most of the cattle that traded this week would be picked up some time in June."

The US cash cattle trade the week ending May 8th, was scattered throughout the week, starting Tuesday and continuing until Friday with huge pricing ranges. The USDA Mandatory Price report listed live sales ranging anywhere from \$95.00-\$115.00, while dressed deals ranged from \$145.00-\$183.00. Average prices for the week saw live steers at \$104.50 up \$6.32 and heifers at \$105.66 up \$8.58 on average from the previous week. Dressed steers averaged \$159.85 up \$5.49 from the previous week while heifers averaged \$156.11 up \$3.31.

This week, the US cash cattle trade saw a light test Monday develop in Texas at \$100.00 live, down \$4.00-\$5.00 from last week's average prices, but trade was too light to establish a market. Tuesday was light with northern sales from \$170.00-\$185.00 dressed, while a light trade in the south was noted at \$110.00 on a live basis. All sales were stronger than last week. Wednesday, at the Fed Cattle Exchange online auction, there were 4,601 head of cattle on offer, in 43 lots with delivery from 1-17 days. Asking prices ranged anywhere from \$110.00-\$120.00 live. Ten lots totaling 1,272 head, asking \$110.00 live, sold at \$110.00 live which is steady to \$5.00 stronger than last week's prices. The remainder of cattle asking over \$110.00 live received no bids. On the cash market Wednesday, light to moderate trade surfaced with southern deals reported from \$110.00-\$115.00 live which is stronger than last week's average prices but steady to last Friday's trade. In the north dressed deals ranged from \$168.00-\$185.00 which is steady to Tuesday but higher than last week's trade. Thursday, trade ranged from \$112.00-\$115.00 live and \$180.00-\$182.00 dressed. As of Thursday night, average prices are sitting around \$111.00 live up \$5.00-\$7.00 from last week, with dressed trade averaging \$180.00 up \$19.50-\$24.00 cwt. Today a light test is reported in the south at \$120.00 live, up \$15.00 from last week's weighted average, with a few deals in the north sitting at \$182.00 dressed, up around \$24.00 from last week's average. Asking prices are reported at \$120.00 live in the south and \$185.00 plus dressed in the north.