



Weekly Market Information Report for the week ending Thursday May 21, 2020

The following information is collected from various sources and disseminated by Beef Farmers of Ontario.

ONTARIO DIRECT TO PACKER RAILGRADE CATTLE TRADE

Prices are on a carcass weight basis before grade and weight discounts. Weekly Range:

A Grade Steers	260.00-265.00
A Grade Heifers	259.00-265.00

ONTARIO LIVE CATTLE TRADE

Ontario auction sales this week saw weighted average price ranges for:

FED CATTLE	Volume	Price Range	Average	Top	Last Week Avg
Large Frame Steers +1250	122	137.47-161.99	153.27	174.00	139.16
Medium Frame Steers +1250	78	139.90-159.59	150.93	169.00	138.90
Large & Medium Frame Steers +1250	200	136.64-160.86	151.73	174.00	140.60
Large Frame Heifers +1000	88	144.55-157.12	150.99	176.00	134.67
Medium Frame Heifers +1000	180	141.14-158.81	151.89	166.00	139.74
Large & Medium Frame Heifers +1000	268	145.54-159.38	152.53	176.00	138.71
Fed steers, Dairy & Dairy Cross +1250	56	103.29-112.67	107.69	126.00	109.96
Fed heifers, Dairy & Dairy Cross +1000	136	80.99-110.01	96.77	134.50	100.71
Cows - All Weights	2,464	62.12-90.62	76.09	119.00	73.49
Bulls - All Weights	107	91.58-129.50	112.50	180.84	105.27

STOCKERS - Large and Medium Frame

STEERS	Volume	Price Range	Average	Top	Last Week Avg
1000+	572	165.84-182.50	173.58	187.00	162.76
900-999	403	175.08-190.64	182.35	193.50	174.47
800-899	233	186.43-196.07	192.18	202.50	184.56
700-799	230	187.96-212.11	202.14	217.00	195.56
600-699	305	191.51-230.63	215.17	241.00	211.00
500-599	296	212.11-244.61	232.80	267.00	230.13
400-499	176	212.48-262.44	239.70	277.50	232.74
-399	51	197.07-238.90	217.16	290.00	200.89

HEIFERS	Volume	Price Range	Average	Top	Last Week Avg
+900	190	141.39-164.21	154.24	175.00	150.72
800-899	209	158.93-177.30	169.11	189.50	160.76
700-799	324	162.78-189.99	181.26	198.00	162.32
600-699	469	173.47-203.53	190.89	212.50	176.08
500-599	410	171.85-206.71	190.77	222.50	190.92
400-499	229	176.42-214.97	196.52	235.00	195.16
300-399	40	164.19-214.44	187.60	235.00	191.29
-299	5	N/T	N/T	N/T	N/T

At **Kawartha Lakes Co-op Auction Market: May 16, 2020 – 155 cows, 12 bulls, 16 veal, 19 stockers, 1 fed cattle**

	Price Range	Average	Top
Cows	70.00-94.00	78.62	112.50
Veal 600 lbs +	107.50-122.00	113.42	122.00

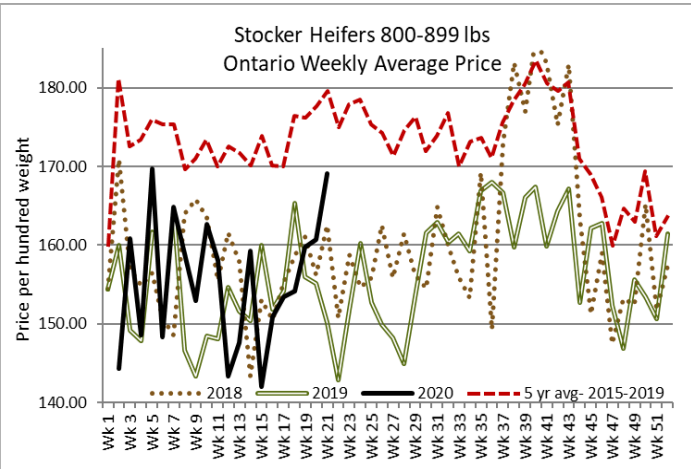
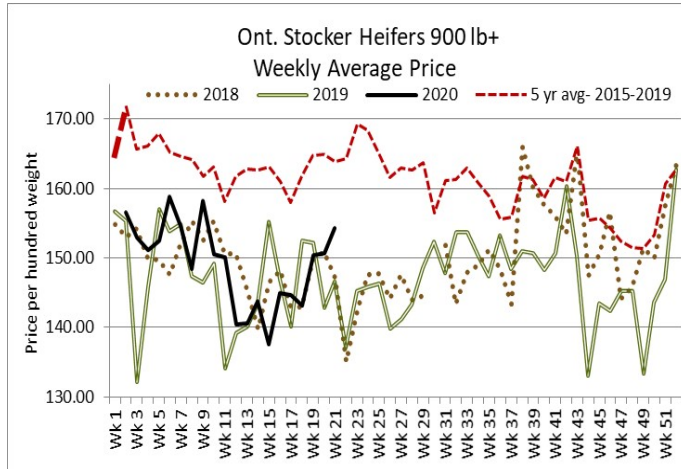
All classes of cattle sold actively with cull cows trading \$2.00-\$3.00 cwt higher.

Denfield Livestock Exchange Inc., May 19, 2020: 209 Fed Cattle, 17 Veal, 78 Cows

	Price Range	Average	Top
Large & Medium Frame Fed Steers +1250 lbs	151.00-161.50	157.73	167.00
Large & Medium Frame Fed Heifers +1000 lbs	154.50-163.25	158.59	179.00
Cows	64.00-88.00	75.38	95.50
Veal over 600 lbs	102.00-109.50	107.46	109.50

At Aylmer Stockyards Inc.: May 20, 2020- 67 veal, 267 Cows, 75 fed cattle, 36 stockers, 2 bulls

	Price Range	Average	Top
Fed Heifers, Dairy & Dairy Cross	75.00-112.99	99.89	112.99
Cows	50.00-94.99	76.30	94.99
Veal over 600 lbs	84.99-140.99	112.50	140.99



ONTARIO STOCKER & FEEDER TRADE

Stocker sale at Brussels Livestock: May 15, 2020 – 1,246 Stockers

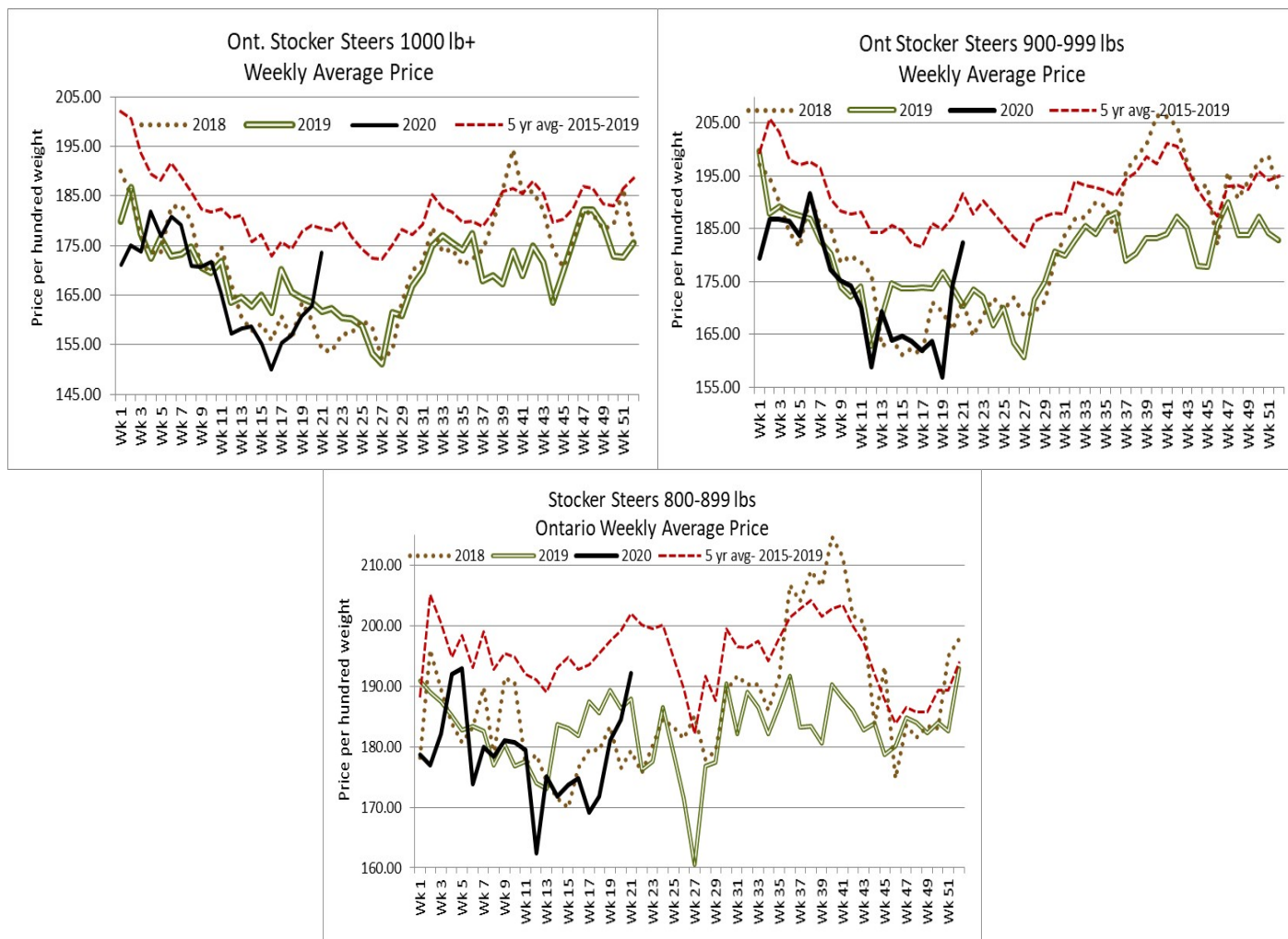
Steers	Price Range	Average	Top	Heifers	Price Range	Average	Top
1000+	158.00-173.50	166.73	175.00	900+	148.00-167.50	157.92	175.00
900-999	172.00-191.00	181.54	191.00	800-899	159.50-179.50	171.23	179.50
800-899	187.00-196.25	190.92	196.25	700-799	167.50-184.00	177.89	195.00
700-799	199.00-214.50	206.17	217.00	600-699	178.50-202.00	189.02	202.00
600-699	205.00-226.50	216.19	235.00	500-599	171.00-205.00	188.89	215.00
500-599	228.00-249.00	239.04	267.00	400-499	181.00-226.00	198.10	226.00
400-499	234.00-268.00	252.23	275.00	300-399	190.00-235.00	213.00	235.00
399-	160.00-252.00	228.00	252.00				

Stocker sale at: Community Livestock Exchange: May 19, 2020 – 178 Stockers

Steers	Price Range	Average	Top	Heifers	Price Range	Average	Top
600-699	122.50-229.99	204.59	229.99	600-699	125.00-182.49	159.40	182.49
500-599	180.00-233.99	218.00	233.99	500-599	135.00-207.50	179.89	207.50
400-499	189.99-252.49	228.10	252.49	400-499	160.00-220.00	198.50	220.00

Stocker sale at: Keady Livestock Market: May 19, 2020 – 957 Stockers

Steers	Price Range	Average	Top	Heifers	Price Range	Average	Top
1000+	175.25-178.00	175.98	178.00	900+	169.00-172.50	171.33	172.50
900-999	180.00-192.00	184.65	193.50	800-899	173.00-189.50	176.023	189.50
800-899	196.00-198.50	197.56	199.00	700-799	176.00-195.25	188.78	195.25
700-799	208.00-216.00	212.53	216.00	600-699	185.00-212.50	202.58	212.50
600-699	215.00-236.00	225.16	241.00	500-599	201.00-217.00	209.31	217.00
500-599	215.00-240.00	230.21	257.00	400-499	221.00-226.00	222.43	235.00
400-499	222.00-265.00	244.47	266.00	300-399	185.00-195.00	190.00	195.00



Stocker sale at: **Ontario Stockyards Inc: May 19, 2020 – 266 Stockers**

Steers	Price Range	Average	Top	Heifers	Price Range	Average	Top
800-899	180.00-184.00	182.78	184.00	700-799	162.50-181.00	170.86	181.00
700-799	196.00-209.00	203.75	214.00	600-699	162.50-194.00	179.96	201.00
600-699	186.00-225.00	205.23	236.00	500-599	150.00-177.00	161.57	222.50
500-599	236.00-258.00	248.25	262.50	400-499	182.50-200.00	195.22	208.00
400-499	222.50-260.00	237.16	262.50	300-399	212.50-222.50	218.94	222.50

Stocker sale at: **Renfrew Pontiac Livestock: May 19, 2020 – 191 Stockers**

Steers	Price Range	Average	Top	Heifers	Price Range	Average	Top
800-899	172.99-196.99	186.89	196.99	700-799	161.00-186.00	178.29	186.00
700-799	130.00-183.00	170.99	183.00	600-699	135.00-187.99	182.00	187.99
600-699	168.99-225.00	202.80	225.00	500-599	157.49-204.99	187.50	204.99
500-599	182.49-237.00	216.29	237.00	400-499	164.99-216.50	206.80	216.50
400-499	214.00-258.99	233.00	258.99	300-399	175.00-212.50	200.80	212.50
399	180.00-250.00	232.50	250.00				

Stocker sale at **Ontario Livestock Exchange, May 20, 2020- 528 stockers**

Steers	Price Range	Average	Top	Heifers	Price Range	Average	Top
1000+	168.00-187.00	176.36	187.00	900+	150.00-173.50	168.85	173.50
900-999	177.00-193.00	183.33	193.00	800-899	167.50-173.50	170.40	173.50
800-899	189.00-197.50	194.79	197.50				

Stocker sale at **Ontario Livestock Exchange: May 21, 2020 –215 Stockers**

Steers	Price Range	Average	Top	Heifers	Price Range	Average	Top
900-999	142.00-184.00	170.92	184.00	700-799	109.00-178.00	171.38	178.00
800-899	184.00-202.50	193.58	202.50	600-699	177.50-199.00	192.11	199.00
700-799	130.00-207.50	175.00	207.50	500-599	185.00-202.00	191.56	202.0
600-699	197.50-236.00	222.84	236.00	400-499	162.50-210.00	180.48	212.50
500-599	180.00-259.00	225.60	259.00	300-399			
400-499	230.00-277.50	256.45	277.50				
399-	202.50-230.00	207.92	265.00				

Stocker sale at **Ottawa Livestock Exchange: May 21, 2020 –77 Stockers**

Steers	Price Range	Average	Top	Heifers	Price Range	Average	Top
700-799	186.00-217.00	206.20	217.00	600-699	180.00-187.00	185.78	187.00
600-699	194.00-219.00	215.00	219.00	500-599	162.00-213.00	191.33	213.00
500-599	196.00-256.00	243.25	256.00				
400-499	198.00-256.00	236.33	256.00				
399-	130.00-268.00	183.33	268.00				

ONTARIO STOCKER & FEEDER TRADE SPECIAL SPRING SALES

Stocker sale at **Kawartha Lakes Community Sale Barn, May 20, 2020- 442 stockers**

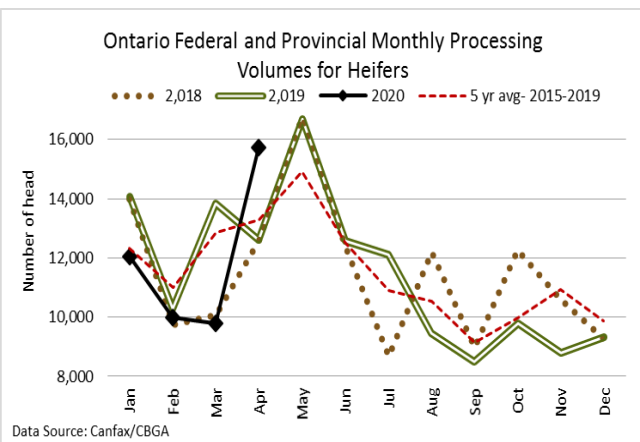
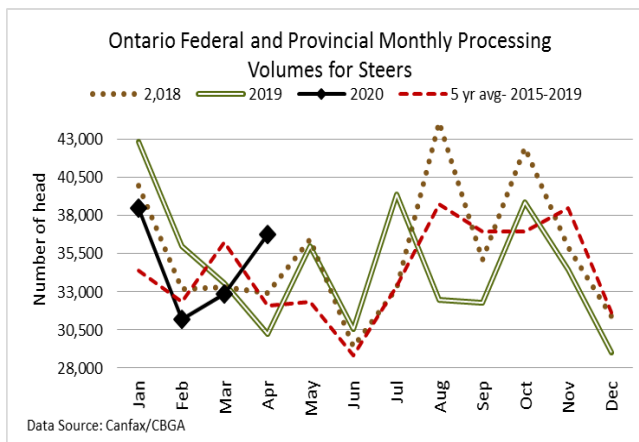
Steers	Price Range	Average	Top	Heifers	Price Range	Average	Top
900-999	160.00-171.00	169.80	171.00	800-899	155.00-172.00	169.15	172.00
800-899	161.00-199.00	187.96	199.00	700-799	140.00-198.00	179.27	198.00
700-799	175.50-216.50	200.90	216.50	600-699	160.00-211.00	187.81	211.00
600-699	206.00-237.00	221.46	237.00	500-599	169.00-220.00	196.37	220.00
500-599	220.00-250.50	241.15	250.50	400-499	150.00-221.00	182.14	221.00
400-499	197.00-267.50	236.86	267.50	300-399	90.00-215.000	144.06	215.00
399-	207.50-255.00	224.78	255.00				

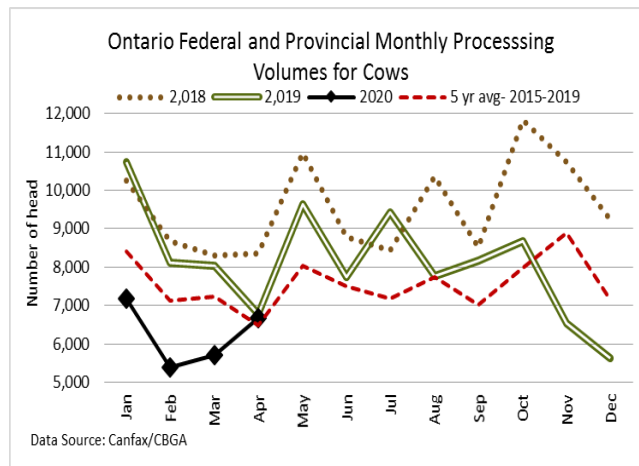
Stockers sold actively at steady to higher prices.

CATTLE EXPORTS-ONTARIO

Week ending May 2, 2020 Week ending Apr 25, 2020 Year to Date 2020

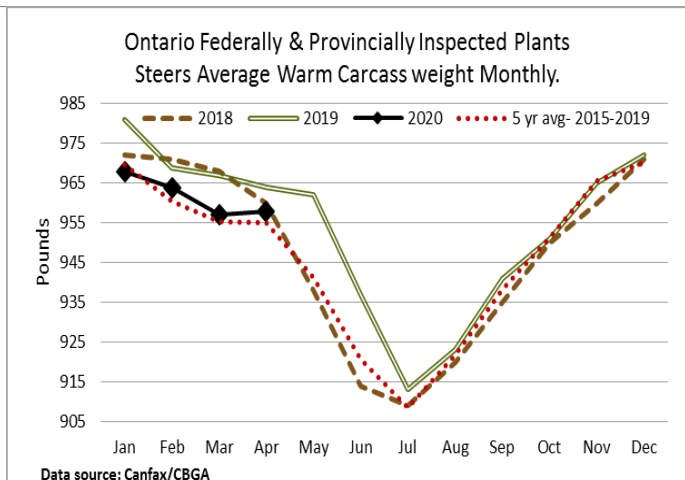
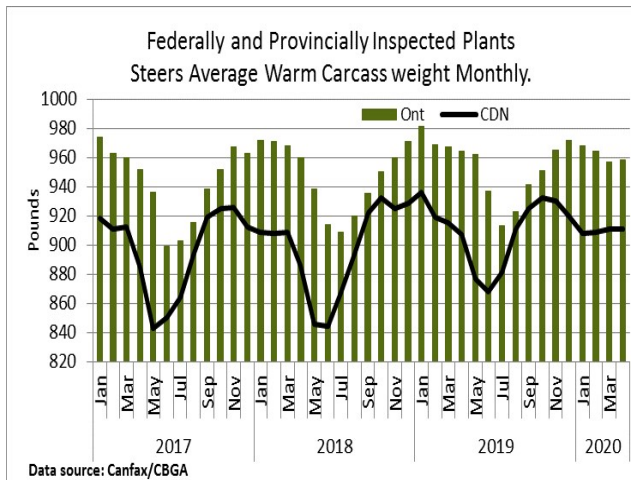
Total live slaughter cattle exported from Ontario to the U.S.	2,653	2,920	54,379
Steers & Heifers & Cows	2,416	2,756	49,930
Bulls	237	164	4,449





FEDERALLY INSPECTED CANADIAN PROCESSING (long weekend included)

	Week Ending May 16, 2020	# of hd change from week ago	YTD	% Change (Week Ago)	% Change (Year Ago)
Grand Total	45,594	+6,117	1,036,699	+15%	-11%
Western Slaughter	32,795	+7,323	781,661	+29%	-13%
Eastern Slaughter	12,799	-1,206	254,738	-9%	-4%



AVERAGE CARCASS WEIGHTS – CANADA

	Steers	Heifers
May 16, 2020	918	857
May 9, 2020	925	841
May 18, 2019	866	821

USDA ESTIMATED CATTLE PROCESSING VOLUME

	Week Ending May 23, 2020	Previous Week	Year Ago
Grand Total	555,000	499,000	647,000

ALBERTA DIRECT TRADE

For the week ending May 21, 2020

Steers	Live FOB	147.00-149.00	Rail FOB	238.50-248.50
Heifers	Live FOB	140.00	Rail FOB	247.00-248.50

U.S. TRADE (U.S. funds)

For the week ending May 21, 2020

Choice and Select Steers and Heifers:	Live	115.00-120.00
	Rail	175.00-190.00

QUEBEC ELECTRONIC AUCTION MARKET (F.O.B. THE FEEDLOT)

	Price	Change from Last Week
For the week ending May 21, 2020	258.00-264.50	+14.45

CANADIAN BOXED BEEF CUT-OUT VALUES

Week Ending	AAA	AA
March 20, 2020	3.0139	2.9703
March 13, 2020	2.7211	2.6818
March 6, 2020	2.7207	2.6643

Please note that Canfax & CBGA have been making some changes and has resulted in a delay in information. Prices have been updated until March 20, 2020. Further updates will be available soon.

U.S. BOXED BEEF CUT-OUT VALUES (U.S. funds)

	Choice 600-900	Select 600-900
Current Five Day Average:	412.52	395.30

BEEF EXPORTS – CANADA

	United States	Change from last year YTD	Mexico	Change from last year YTD
	Jan 1- Mar 31/20		Jan 1- Mar 31/20	
Total	70,914 tonnes	-8% or -6,141 tonnes	3,809 tonnes	+3% or +122 tonnes
	Japan	Change from last year YTD	China	Change from last year YTD
	Jan 1- Mar 31/20		Jan 1- Mar 31/20	
Total	10,935 tonnes	+11% or +1,106 tonnes	2,566 tonnes	-51% or -2,676 tonnes

LIVE CATTLE – CANADA

IMPORTS		Import % change from 2019 YTD	EXPORTS		Export % change from 2019 YTD
Jan 1- Mar 31/20			Jan 1- May 9/20		
Pure bred	717	-52%	Slaughter steers & heifers & cows	192,052	+6%
Non-pure bred	55,579	+14%	Feeder cattle & calves	59,941	-46%
			Bulls	12,663	-6%

BEEF PRODUCTION – CANADA

	Jan 1 – May 16/20	Last Year Same Time	% Change
Fed	344,349 tonnes	379,558 tonnes	-9%
Non-fed	60,635 tonnes	74,539 tonnes	-19%

BEEF IMPORTS – CANADA

	Jan 1 – May 16/20	Last Year Same Time	% Change
United States	46,939 tonnes	40,171 tonnes	+17%
Non-CUSMA	17,831 tonnes	18,877 tonnes	-6%
EU-28 (beef/veal total)	6,015 tonnes	2,059 tonnes	+192%
Total	74,082 tonnes	63,589 tonnes	+17%

CHICAGO MERCANTILE EXCHANGE

Closing quotes on futures today were as follows:

Live Cattle			Feeder Cattle			Corn			Soybeans			Canadian \$		
Jun	97.70	-1.10	Aug	128.80	-0.07	Jul	3.180	+0.2	Jul	8.332	-1.6	Spot	71.45	-0.25
Aug	97.32	-0.90	Sep	130.15	+0.02	Sep	3.226	-0.2	Aug	8.364	-2.0	Jun	71.35	-0.34
Oct	99.40	-0.50	Oct	131.25	+0.07	Dec	3.326	-0.2	Sep	8.384	-1.4	Sep	71.36	-0.34
Dec	102.75	-0.05	Nov	132.07	+0.05	Mar	3.452	-0.2	Nov	8.444	-1.0	Dec	71.36	-0.34
Feb	106.70	+0.32	Jan	131.17	+0.10	May	3.526	-0.4	Jan	8.484	-1.0	Mar	71.37	-0.35
Apr	109.57	+0.22	Mar	130.92	+0.10	Jul	3.580	-0.6	Mar	8.446	+0.0	Jun	71.38	-0.35

Beef Farmers of Ontario, 130 Malcolm Road, Guelph, ON N1K 1B1 Phone: (519) 824-0334 Fax: (519) 824-9161 or email: markets@ontariobeef.com

UPCOMING SPRING SPECIAL SALES

May 23	11:00 am	Denfield Livestock Exchange	Spring Stocker & Bred Cow & Cow/Calf Pair Sale
May 27	10:00 am	Kawartha Lakes Community Sale Barn	Spring Stocker Sale
May 27	2:00 pm	Vankleek Hill Livestock Exchange	Special Stocker Sale
May 28	11:00 am	Ontario Stockyards Inc	All Vaccinated Stocker Sale

Comments for the week ending May 21, 2020

The fed cattle market sold on a strong demand, with 468 head sold through auction markets, up 94 from last week but 31 fewer than the same time last year. Fed steers traded from \$136.64-\$160.86 with a weekly weighted average price of \$152.53, up \$11.13 from last week and \$11.57 higher than year ago prices. Heifers sold from \$145.54-\$159.38 averaging \$152.53 up \$13.82 from last week and \$5.16 stronger than last year at this time. Auction markets reported trade as active on a strong demand with prices mostly noted as \$3.00-\$5.00 cwt higher, with one market noting sales up to \$12.00-\$14.00 cwt stronger mid-week. By Thursday trade was \$10.00 cwt higher than last week.

The Ontario railgrade market this week was light to moderate with sharply higher prices. The previous Friday there was no trade or bids reported, but by Tuesday, trade was sitting at \$260.00 dressed for steers and \$259.00-\$260.00 for heifers. By Wednesday, prices increased to \$260.00-\$265.00 dressed for steers and heifers with delivery for next week. This week's average prices are up by \$21.25 cwt on average and \$5.25 higher than the same time last year.

Larger volumes of fed/cull cows came to market this week at 2,464 head, up 206 from last week but 199 fewer than the same time last year. Cows sold from \$62.12-\$90.62 averaging \$76.09 up \$2.60 from last week on average and \$6.35 higher than last year at this time. Auction markets a strong demand and active trading, with prices \$2.00-\$5.00 cwt higher.

There were 4,142 stocker and feeder cattle sold through auction markets this week, down 1,063 from last week and 1,376 less than this time last year. Auction markets noted demand as strong and trade as active with light weight grass types up \$3.00-\$6.00 cwt with medium quality steady. Light weight heifers were noted as \$5.00-\$6.00 stronger. Heavier cattle were also higher with sales reported as \$5.00 cwt higher to sharply higher. Actual average prices this week saw steers 400-500 lbs average \$6.96 stronger than last week, 500-600 lbs were up \$2.67, 600-700 lbs up \$4.17, 700-800 lbs up \$6.58, 800-900 lbs up \$7.62, 900-1000 lbs up \$7.88 and steers 1000 lbs and over averaged \$10.82 stronger than last week on average. Heifers 300-400 lbs were down \$3.69 from last week on light receipts, 400-500 lb heifers averaged \$1.36 higher, 500-600 lbs down \$0.15, 600-700 lbs up \$14.81, 700-800 lbs up \$18.94, 800-900 lbs up \$8.35 and heifers 900 lbs and over averaged \$3.52 higher than last week on average.

The Quebec electronic market this week ranged from \$258.00-\$264.50 dressed, up \$14.45 from last week on average.

Alberta direct trade this week was light to moderate Wednesday and Thursday with dressed deals reported at \$250.00 delivered on a dressed basis, which is fully steady to the top of last week's trade but considerably higher on average. On a picked up basis Canfax reported sales from \$140.00-\$149.00 live up \$26.00 cwt, while dressed deals ranged from \$238.50-\$248.50 picked up, averaging \$247.00-\$248.00 cwt, up \$44.00 cwt from last week. Canfax reported "One major packer bought most of the cattle this week and were indicating cattle would be picked up in two weeks. Stronger prices and stronger basis levels did encourage producers to market cattle."

The US cash cattle trade the week ending May 15th, saw prices improve as the week progressed. The USDA Mandatory Price report listed sales for the week in a wide range from \$104.00-\$120.00 on a live basis and \$158.00-190.00 dressed. Overall average prices for the week saw live steers at \$112.31 on average, up \$7.81 from the previous week, while live heifers averaged \$113.05 up \$7.39. On the rail, steers averaged \$179.65 dressed up \$19.80 while heifers averaged \$181.27 up \$25.16 from the previous week's weighted average prices.

This week, Monday there were a couple of deals noted in parts of the north at \$115.00-\$120.00 live and \$180.00-\$190.00 dressed, basically steady to Friday's trade, but not nearly enough sold to establish a market. Tuesday, a handful of cattle traded in Iowa and Nebraska from \$180.00-\$190.00 dressed and \$115.00-\$120.00 live, steady to Friday's trade and steady to \$10.00 stronger than last week's averages, but not enough to establish a market. On Wednesday, At the Fed Cattle Exchange online auction, there were 2,782 head on offer, in 19 lots with delivery in 1-17 days. Asking prices ranged from \$115.00-\$120.00 live but no bids were offered and all cattle were left unsold. On the cash market Wednesday, a light trade developed with southern live reported at \$120.00 live, up \$6.00-\$10.00 from last week on average, with dressed deals in the north ranging from \$175.00-\$190.00 dressed. Most trade took place early in the day with the market going quiet in the afternoon. Thursday a light trade in the south ranged from \$115.00-\$120.00 while dressed deals in the north continued from \$175.00-\$190.00 dressed. So far this week prices are averaging \$4.00-\$6.00 higher than last week. Today the market is quiet with no bids on the table and business appears to be finished ahead of the long weekend in the U.S. Asking prices on the remaining cattle are sitting at \$120.00-\$125.00 live in the south and \$190.00 plus dressed in the north.