



Weekly Market Information Report for the week ending Thursday June 4, 2020

The following information is collected from various sources and disseminated by Beef Farmers of Ontario.

ONTARIO DIRECT TO PACKER RAILGRADE CATTLE TRADE

Prices are on a carcass weight basis before grade and weight discounts. Weekly Range:

A Grade Steers 270.00-280.00

A Grade Heifers 269.00-280.00

ONTARIO LIVE CATTLE TRADE

Ontario auction sales this week saw weighted average price ranges for:

FED CATTLE	Volume	Price Range	Average	Top	Last Week Avg
Large Frame Steers +1250	109	150.54-173.57	164.59	199.00	161.66
Medium Frame Steers +1250	128	129.89-161.24	150.04	187.50	159.20
Large & Medium Frame Steers +1250	237	139.23-171.22	159.22	199.00	161.53
Large Frame Heifers +1000	163	153.11-168.84	162.39	198.00	151.27
Medium Frame Heifers +1000	245	149.51-167.20	160.57	184.00	156.16
Large & Medium Frame Heifers +1000	408	150.96-169.99	161.68	198.00	153.99
Fed steers, Dairy & Dairy Cross +1250	111	103.90-115.80	108.80	149.00	106.63
Fed heifers, Dairy & Dairy Cross +1000	143	82.83-108.37	96.70	123.50	99.30
Cows - All Weights	2,272	67.42-96.86	81.06	153.00	80.16
Bulls - All Weights	118	106.95-132.76	119.20	171.00	118.86

STOCKERS - Large and Medium Frame

STEERS	Volume	Price Range	Average	Top	Last Week Avg
1000+	713	168.76-183.50	176.16	193.50	175.37
900-999	542	177.88-188.75	183.60	194.50	185.48
800-899	362	179.70-202.34	191.10	217.75	200.71
700-799	329	190.14-219.55	207.26	239.00	210.54
600-699	376	205.25-248.45	229.61	256.00	228.61
500-599	381	210.98-269.39	242.67	287.00	237.58
400-499	164	224.80-277.57	252.82	299.00	239.99
-399	51	199.95-257.06	224.88	287.00	230.19

HEIFERS	Volume	Price Range	Average	Top	Last Week Avg
+900	564	154.78-170.28	164.22	179.25	166.96
800-899	262	159.98-179.44	170.63	187.50	176.88
700-799	224	165.46-193.06	181.27	205.00	182.96
600-699	375	175.57-207.98	192.90	224.00	192.24
500-599	359	178.30-226.58	204.95	260.00	194.44
400-499	206	195.82-247.53	221.50	282.00	199.50
300-399	44	188.43-240.52	212.23	266.00	198.05
-299	11	168.41-225.45	199.11	275.00	197.75

At **Kawartha Lakes Community Sale Barn, May 30, 2020** – 142 cows, 13 bulls, 49 veal, 54 stockers

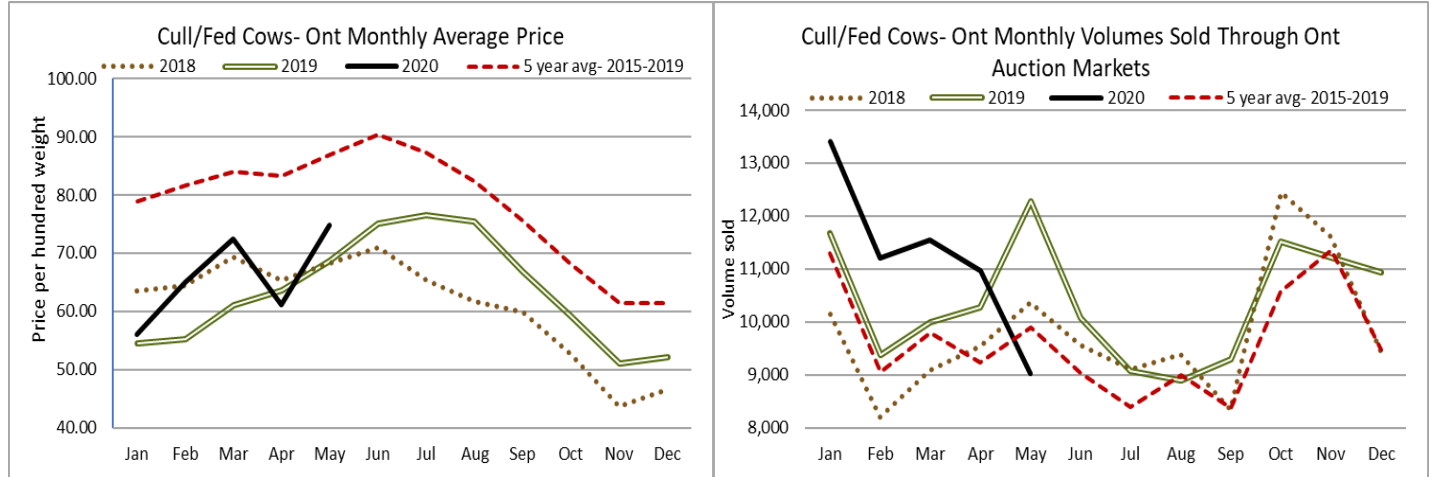
	Price Range	Avg.	Top
Cows	75.00-100.00	82.95	150.00
Bulls under 1600 lbs	90.00-146.00	113.62	146.00
Bulls over 1600 lbs	125.00-141.00	130.28	141.00
Veal calves 600 lbs plus	97.50-131.00	102.49	131.00
Veal calves 125 lbs and under	100.00-140.00	118.89	140.00

Denfield Livestock Exchange Inc., June 2, 2020: 224 Fed Cattle, 31 Veal, 65 Cows, 2 bulls, 8 stockers

	Price Range	Average	Top
Large & Medium Frame Fed Steers +1250 lbs	158.25-174.25	169.68	199.00
Large & Medium Frame Fed Heifers +1000 lbs	163.00-177.00	169.49	198.00
Cows	63.50-92.00	78.72	107.00
Veal over 600 lbs	102.00-116.00	107.58	156.00

At Aylmer Stockyards Inc.: June 3, 2020- 46 veal, 194 Cows, 53 fed cattle, 27 stockers, 2 bulls

	Price Range	Average	Top
Fed Heifers, Dairy & Dairy Cross	72.99-111.49	95.99	111.49
Cows	54.00-108.00	77.90	108.00
Veal over 600 lbs	90.00-144.99	107.69	144.99



ONTARIO STOCKER & FEEDER TRADE

Stocker sale at Brussels Livestock: May 29, 2020 – 1,605 Stockers

Steers	Price Range	Average	Top	Heifers	Price Range	Average	Top
1000+	165.50-179.50	173.73	179.50	900+	153.50-170.75	163.95	179.25
900-999	174.00-183.50	180.00	188.50	800-899	159.50-179.50	169.32	183.00
800-899	181.75-204.50	193.15	210.00	700-799	164.50-190.00	178.74	190.00
700-799	191.00-218.00	208.24	238.00	600-699	167.00-200.00	186.79	214.00
600-699	208.00-245.00	226.27	245.00	500-599	184.00-226.50	204.35	226.50
500-599	227.00-262.00	245.29	269.00	400-499	176.00-238.00	210.10	238.00
400-499	232.00-281.00	258.47	281.00	300-399	120.00-227.00	182.57	227.00
399-	230.00-276.00	245.60	287.00				

Stocker sale at: Community Livestock Exchange: June 2, 2020 – 82 Stockers

Steers	Price Range	Average	Top	Heifers	Price Range	Average	Top
700-799	127.49-216.99	196.39	216.99	400-499	150.00-227.99	184.40	227.99
600-699	147.50-235.99	214.29	235.99				
500-599	192.50-264.99	232.60	264.99				
400-499	200.00-229.99	219.60	229.99				

Stocker sale at: Keady Livestock Market: June 2, 2020 – 1,033 Stockers

Steers	Price Range	Average	Top	Heifers	Price Range	Average	Top
1000+	171.50-193.50	179.35	193.50	900+	176.50-179.00	178.19	179.00
900-999	186.00-190.50	188.59	190.50	800-899	175.00-186.25	183.94	187.50
800-899	197.75-217.75	206.77	217.75	700-799	198.75-38 hd	198.75	198.75
700-799	213.00-233.50	223.46	239.00	600-699	197.50-220.00	207.55	224.00
600-699	233.00-256.00	245.65	256.00	500-599	204.50-232.50	221.59	260.00
500-599	239.00-279.00	258.32	287.00	400-499	240.00-282.00	262.21	282.00
400-499	270.00-275.00	272.45	275.00				

Stocker sale at: **Renfrew Pontiac Livestock: June 2, 2020 – 226 Stockers**

Steers	Price Range	Average	Top	Heifers	Price Range	Average	Top
800-899	157.00-208.00	196.10	208.00	700-799	132.49-183.00	169.10	183.00
700-799	152.49-214.99	204.70	214.99	600-699	150.00-206.99	187.29	206.99
600-699	187.50-235.99	218.80	235.99	500-599	139.99-224.00	198.19	224.00
500-599	217.49-260.00	246.60	260.00	400-499	175.00-225.99	198.99	225.99
400-499	247.50-266.00	256.19	266.00				
399	204.99-260.00	230.39	260.00				

Stocker sale at **Ontario Livestock Exchange, June 3, 2020- 768 stockers**

Steers	Price Range	Average	Top	Heifers	Price Range	Average	Top
1000+	174.00-186.50	180.63	186.50	900+	157.00-170.00	166.56	170.00
900-999	178.00-194.50	185.52	194.50	700-799	177.00-186.00	178.00	186.00
800-899	180.00-19.50	189.27	196.50	600-699	179.00-180.00	179.80	180.00
700-799	179.00-216.00	191.80	216.00				
600-699	224.00-241.00	232.08	241.00				
500-599	220.00-251.00	239.69	251.00				

Stocker sale at **Ontario Livestock Exchange: June 4, 2020 – 329 Stockers**

Steers	Price Range	Average	Top	Heifers	Price Range	Average	Top
1000+	150.00-174.00	162.22	174.00	700-799	152.50-190.00	172.33	190.00
900-999	166.00-181.00	175.33	181.00	600-699	150.00-180.00	165.36	180.00
800-899	155.00-181.00	167.33	199.00	500-599	155.00-248.00	205.03	248.00
700-799	177.50-187.00	184.03	196.00	400-499	190.00-225.00	207.29	225.00
600-699	180.00-255.00	218.02	255.00	300-399	190.00-220.00	195.83	250.00
500-599	160.00-255.00	222.67	255.00	299-	182.50-255.00	220.83	275.00
400-499	197.50-270.00	241.85	270.00				

Stocker sale at: **Ontario Stockyards Inc: June 4, 2020 – 771 Stockers**

Steers	Price Range	Average	Top	Heifers	Price Range	Average	Top
1000+	97.00-122.50	108.69	167.50	900+	121.00-171.00	152.50	171.00
900-999	160.00-179.50	170.13	187.50	800-899	161.00-185.00	171.46	185.00
800-899	167.00-192.00	178.50	201.50	700-799	167.50-205.00	186.61	205.00
700-799	170.00-215.00	192.98	217.00	600-699	172.50-217.00	191.74	217.00
600-699	195.00-250.00	226.29	250.00	500-599	186.00-230.00	209.56	240.00
500-599	202.50-285.00	243.35	285.00	400-499	200.00-250.00	222.42	250.00
400-499	217.50-287.50	254.33	299.00	300-399	212.50-266.00	234.35	266.00
399-	205.00-255.00	229.71	282.50				

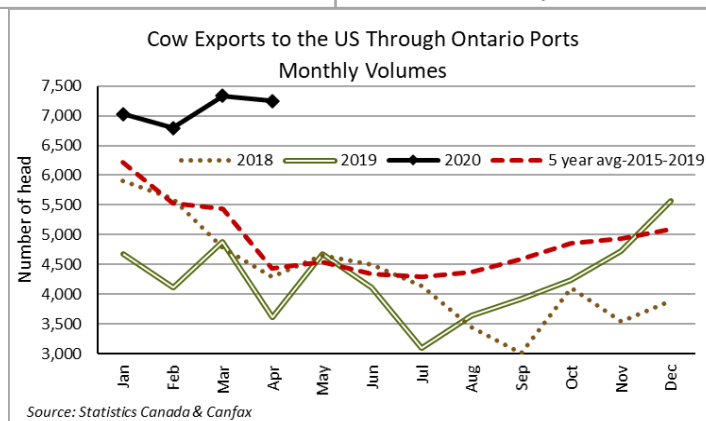
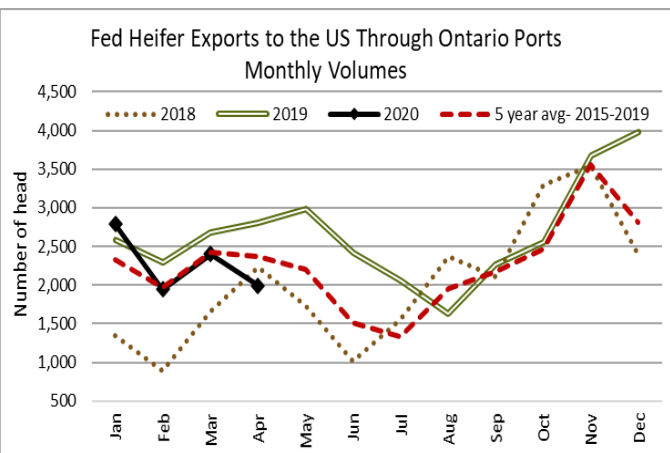
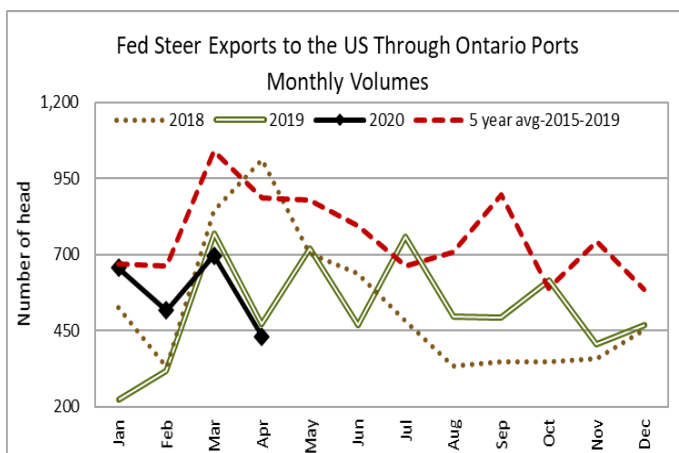
Stocker sale at **Ottawa Livestock Exchange: June 4, 2020 – 123 Stockers**

Steers	Price Range	Average	Top	Heifers	Price Range	Average	Top
700-799	197.00-215.00	209.92	216.00	600-699	178.00-202.00	188.33	202.00
600-699	216.00-237.00	232.78	237.00	500-599	184.00-226.00	203.14	226.00
500-599	226.00-249.00	241.78	249.00	400-499	190.00-229.00	214.70	229.00
400-499	238.00-266.00	253.11	266.00				
399	214.00-264.00	239.00	264.00				

CATTLE EXPORTS-ONTARIO

Week ending May 16, 2020 Week ending May 9, 2020 Year to Date 2020

Total live slaughter cattle exported from Ontario to the U.S.	2,651	2,283	59,313
Steers & Heifers & Cows	2,280	1,946	54,156
Bulls	371	337	5,157

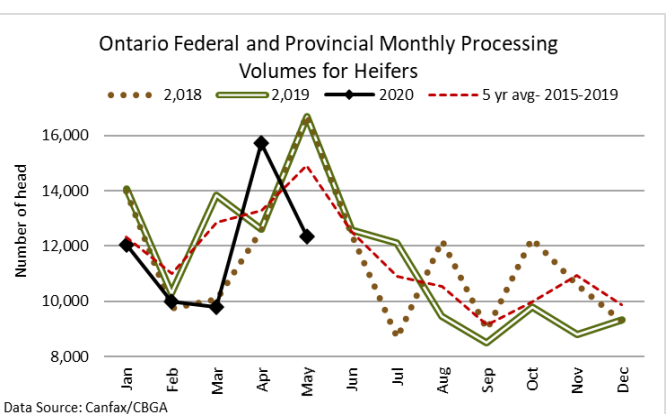
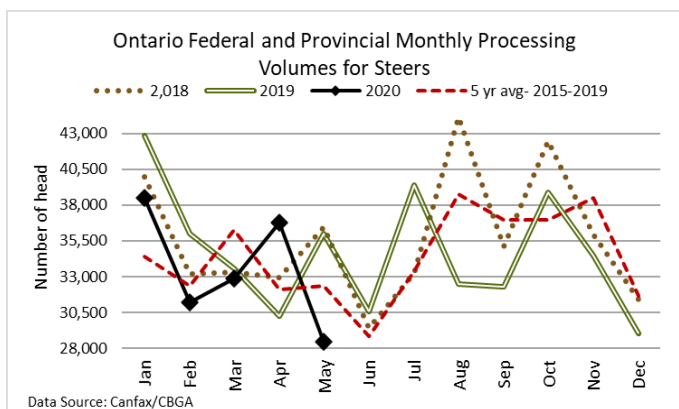


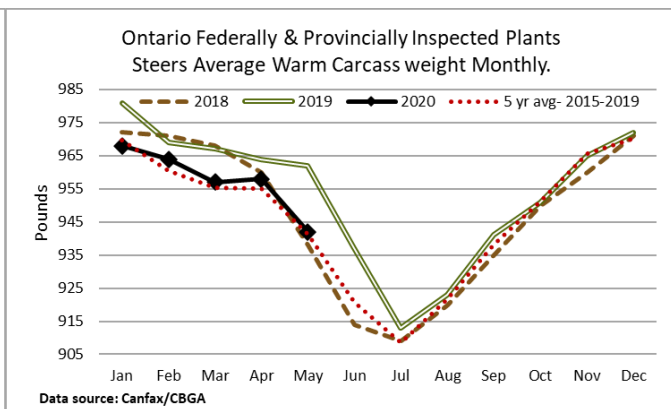
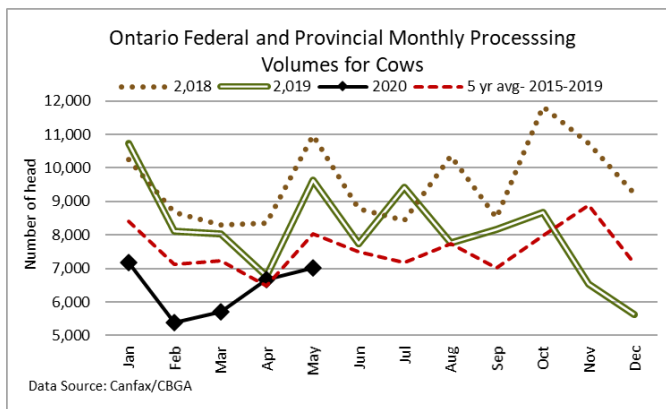
FEDERALLY INSPECTED CANADIAN PROCESSING (long weekend included)

	Week Ending May 30, 2020	# of hd change from week ago	YTD	% Change (Week Ago)	% Change (Year Ago)
Grand Total	60,078	+12,108	1,144,447	+25%	-10%
Western Slaughter	46,655	+10,335	864,636	+28%	-13%
Eastern Slaughter	13,423	+1,773	279,811	+15%	-3%

AVERAGE CARCASS WEIGHTS – CANADA

	Steers	Heifers
May 30, 2020	890	861
May 23, 2020	915	873
June 1, 2019	864	791





USDA ESTIMATED CATTLE PROCESSING VOLUME

	Week Ending June 6, 2020	Previous Week	Year Ago
Grand Total	636,000	524,000	665,000

ALBERTA DIRECT TRADE

For the week ending June 4, 2020

Steers	Live FOB	148.00-152.00	Rail FOB	223.50-253.50
Heifers	Live FOB	149.75	Rail FOB	223.50-253.50

U.S. TRADE (U.S. funds)

For the week ending June 4, 2020

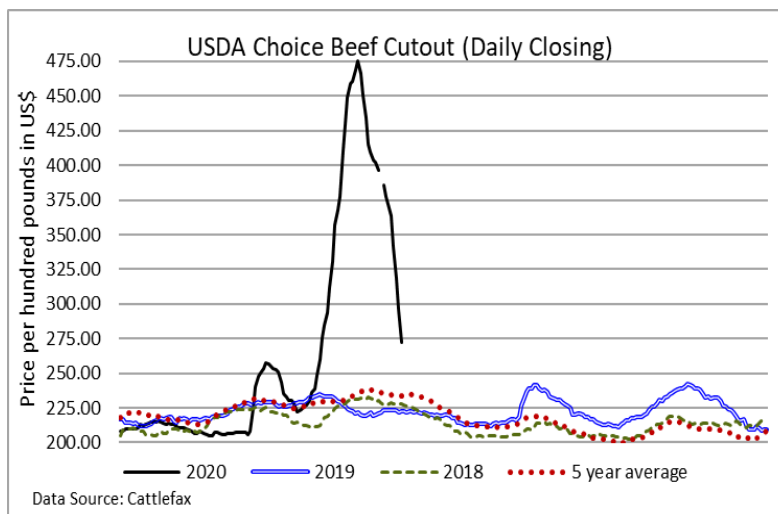
Choice and Select Steers and Heifers:	Live	105.00-118.00
	Rail	165.00-187.00

QUEBEC ELECTRONIC AUCTION MARKET (F.O.B. THE FEEDLOT)

	Price	Change from Last Week
For the week ending May 28, 2020	237.50-268.50	+5.96

U.S. BOXED BEEF CUT-OUT VALUES (U.S. funds)

	Choice 600-900	Select 600-900
Current Five Day Average:	318.28	296.93



BEEF EXPORTS – CANADA

	United States	<i>Change from last year YTD</i>	Mexico	<i>Change from last year YTD</i>
	<i>Jan 1- Apr 30/20</i>		<i>Jan 1- Apr 30/20</i>	
Total	88,298 tonnes	-13% or -12,899 tonnes	4,104 tonnes	-11% or -489 tonnes
	Japan	<i>Change from last year YTD</i>	China	<i>Change from last year YTD</i>
	<i>Jan 1- Apr 30/20</i>		<i>Jan 1- Apr 30/20</i>	
Total	14,564 tonnes	+8% or +1,093 tonnes	3,382 tonnes	-56% or -4,274 tonnes

LIVE CATTLE – CANADA

IMPORTS		<i>Import % change from 2019 YTD</i>	EXPORTS		<i>Export % change from 2019 YTD</i>
	<i>Jan 1- Apr 30/20</i>			<i>Jan 1- May 23/20</i>	
Pure bred	961	-46%	Slaughter steers & heifers & cows	216,446	+10%
Non-pure bred	69,130	+9%	Feeder cattle & calves	66,087	-45%
			Bulls	14,041	-8%

BEEF PRODUCTION – CANADA

	<i>Jan 1 – May 30/20</i>	<i>Last Year Same Time</i>	<i>% Change</i>
Fed	383,381 tonnes	417,075 tonnes	-8%
Non-fed	64,421 tonnes	80,434 tonnes	-20%

BEEF IMPORTS – CANADA

	<i>Jan 1 – May 30/20</i>	<i>Last Year Same Time</i>	<i>% Change</i>
United States	49,123 tonnes	44,738 tonnes	+10%
Non-CUSMA	19,788 tonnes	20,013 tonnes	-1%
EU-28 (beef/veal total)	6,764 tonnes	2,295 tonnes	+195%
Total	79,935 tonnes	69,987 tonnes	14%

CHICAGO MERCANTILE EXCHANGE

Closing quotes on futures today were as follows:

Live Cattle			Feeder Cattle			Corn			Soybeans			Canadian \$		
Jun	93.90	-1.82	Aug	134.17	-0.55	Jul	3.312	+2.2	Jul	8.676	+0.0	Spot	74.44	+0.39
Aug	96.17	-1.75	Sep	135.47	-1.02	Sep	3.354	+2.2	Aug	8.700	+1.2	Jun	74.43	+0.39
Oct	99.30	-1.57	Oct	136.07	-1.20	Dec	3.452	+2.4	Sep	8.716	+1.4	Sep	74.43	+0.39
Dec	103.82	-1.20	Nov	136.55	-1.22	Mar	3.570	+2.0	Nov	8.794	+2.6	Dec	74.43	+0.39
Feb	108.05	-0.95	Jan	135.25	-1.17	May	3.632	+2.0	Jan	8.844	+3.0	Mar	74.44	+0.38
Apr	110.75	-0.70	Mar	134.50	-1.35	Jul	3.682	+2.0	Mar	8.816	+2.6	Jun	74.41	+0.38

Beef Farmers of Ontario, 130 Malcolm Road, Guelph, ON N1K 1B1 Phone: (519) 824-0334 Fax: (519) 824-9161 or email: markets@ontariobeef.com

Comments for the week ending June 4, 2020

Receipts of fed steers and heifers sold through auction markets this week were steady at 645 head, but 207 more than this time last year. Fed steers sold from \$139.23-\$171.22 averaging \$159.22 down \$2.31 from last week on average and \$14.28 stronger than this time last year. Fed heifers sold from \$150.96-\$169.99 averaging \$161.68 up \$7.69 from last week and \$19.20 higher than year ago prices. Auction markets reported active trading on good demand with prices steady to strong, with one market noting prices \$6.00-\$7.00 cwt higher. Fancy cattle brought premiums with this week's top prices \$199.00 live for steers and \$198.00 for heifers.

The Ontario railgrade market saw prices decline as the week progressed with reports the previous Friday from \$270.00-\$280.00 dressed for both steers and heifers with delivery spot to two weeks out. By Monday, trade was sitting at \$275.00-\$280.00 dressed for steers and \$274.00-\$280.00 for heifers. By Wednesday, packer interest was reported as light with sales from \$270.00-\$275.00 dressed for steers and \$269.00-\$275.00 for heifers, with delivery the last week in June, first week in July. This week's average price for steers was up \$4.25 from the previous week and \$22.25 above year ago prices.

There were 2,272 fed/cull cows sold through auction markets this week up 159 from last week and 427 less than the same week last year. Cows sold from \$67.42-\$96.86 averaging \$81.06 up \$0.90 from last week and \$9.29 above year ago prices. Auction markets reported strong active trading with prices higher to start, but as the week progressed trade was steady to fully steady to last week's higher market.

Smaller volumes of stocker and feeder cattle sold through auction markets this week at 4,963 head, down 2,495 from last week but 239 more than this time last year. Auction markets reported trade as steady to strong on a good strong active trade. Actual average prices this week saw steers 400-500 lbs up \$12.83 from last week, 500-600 lbs up \$5.09, 600-700 lbs up \$1.00, 700-800 lbs down \$3.28, 800-900 lbs down \$9.61, 900-1000 lbs down \$1.88 and steers 1000 lbs and over averaged \$0.79 stronger than last week on average. Heifers from 300-400 lbs were up \$14.18 from last week on average, on light receipts, heifers 400-500 lbs were up \$22.00, 500-600 lbs up \$10.51, 600-700 lbs up \$0.66, 700-800 lbs down \$1.69, 800-899 lbs down \$6.25 and heifers 1000 lbs and over averaged \$2.74 lower than last week's weighted average prices.

The Quebec electronic market this week ranged from \$272.00-\$272.75 dressed, up \$4.40 from last week on average.

Alberta direct trade saw sales trickle in through the week with Canfax reporting dressed deals from \$225.00-\$255.00 cwt delivered, with the top of the range for June delivery while the bottom was for delivery in July. Prices were noted as stronger than last week. Live sales were from \$148.00-\$152.00 on a picked up basis with steers averaging \$150.17 down \$0.51 while heifers averaged \$149.75 with no trade last week to compare to. On the rail prices ranged from \$223.50-\$253.50 on a picked up basis, with steers averaging \$242.11 up \$9.05 from the previous week, while heifers averaged \$236.61 up \$7.87. Canfax reports "Business has generally concluded and a significant portion of this weeks showlist was cleaned up. Western Canadian slaughter for the week ending May 30th was 28% larger than the previous week at 46,600 head."

The US cash cattle trade the week ending May 28th, trickled in over the entire week, with continued wide pricing ranges. Live sales ranged from \$108.00-\$120.00 with the USDA Mandatory Price Report listing steers at \$115.71 down \$1.35, while heifers averaged \$116.61 down \$1.70 from the previous week on average. On the rail, sales ranged from \$174.00-\$190.00 dressed with steers averaging \$183.83 up \$0.48, while heifers averaged \$184.52 down \$0.71 from the previous week on average.

This week the cash market was light from Monday to Thursday with prices declining slightly as the week progressed. Prices started out the week from \$112.00-\$118.00 live and \$178.00-\$187.00 dressed, but by Thursday had dropped to \$105.00-\$110.00 live and \$165.00-\$185.00 dressed. As of Friday morning, prices are averaging \$3.00-\$4.00 cwt lower than last week with live trade around \$112.50 and dressed deals \$180.00. Today the market was very quiet with no bids on the table and it appears business for the week is completed.