



Weekly Market Information Report for the week ending Thursday June 11, 2020

The following information is collected from various sources and disseminated by Beef Farmers of Ontario.

ONTARIO DIRECT TO PACKER RAILGRADE CATTLE TRADE

Prices are on a carcass weight basis before grade and weight discounts. Weekly Range:

A Grade Steers No trade reported

A Grade Heifers No trade reported

ONTARIO LIVE CATTLE TRADE

Ontario auction sales this week saw weighted average price ranges for:

FED CATTLE	Volume	Price Range	Average	Top	Last Week Avg
Large Frame Steers +1250	93	155.55-169.45	164.55	174.50	164.59
Medium Frame Steers +1250	91	141.34-165.52	154.68	190.00	150.04
Large & Medium Frame Steers +1250	184	145.11-167.85	159.85	190.00	159.22
Large Frame Heifers +1000	107	148.65-164.26	157.29	190.00	162.39
Medium Frame Heifers +1000	208	147.92-167.67	159.50	180.00	160.57
Large & Medium Frame Heifers +1000	315	147.22-166.33	158.51	190.00	161.68
Fed steers, Dairy & Dairy Cross +1250	96	94.45-111.24	103.64	129.00	108.80
Fed heifers, Dairy & Dairy Cross +1000	82	79.45-107.38	93.26	111.00	96.70
Cows - All Weights	2,178	64.29-92.20	77.88	148.75	81.06
Bulls - All Weights	119	105.59-129.49	117.49	239.99	119.20

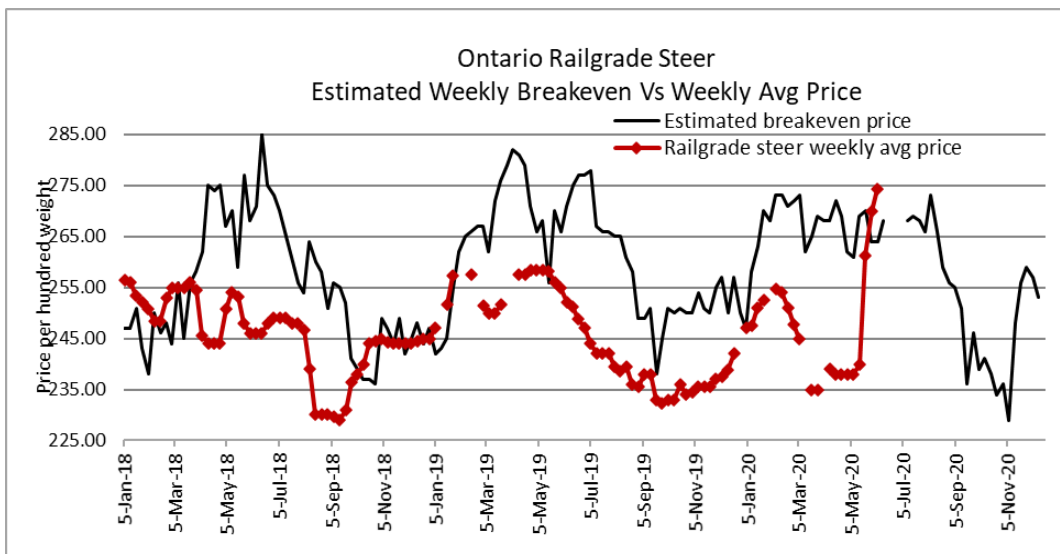
STOCKERS - Large and Medium Frame

STEERS	Volume	Price Range	Average	Top	Last Week Avg
1000+	633	165.40-180.14	171.13	185.00	176.16
900-999	399	170.14-186.76	178.54	191.00	183.60
800-899	363	172.43-205.46	192.54	214.50	191.10
700-799	264	170.02-212.56	196.16	225.00	207.26
600-699	256	184.35-235.98	216.81	257.00	229.61
500-599	316	212.00-267.41	243.45	282.00	242.67
400-499	120	202.51-264.35	236.21	294.00	252.82
-399	49	196.49-262.20	228.66	289.00	224.88

HEIFERS	Volume	Price Range	Average	Top	Last Week Avg
+900	543	147.54-169.89	160.23	177.00	164.22
800-899	277	158.82-177.59	169.27	184.00	170.63
700-799	470	150.81-185.07	176.68	194.00	181.27
600-699	275	164.23-204.39	185.57	230.00	192.90
500-599	266	178.30-219.79	202.48	238.00	204.95
400-499	158	181.30-229.48	211.60	259.00	221.50
300-399	49	190.20-221.27	201.44	263.00	212.23
-299	15	166.33-195.33	180.92	240.00	199.11

At Kawartha Lakes Community Sale Barn, June 6, 2020 – 48 fed cattle, 155 cows, 15 bulls, 24 veal, 43 stockers

	Price Range	Avg.	Top
Fed heifers, large & medium frame 1000 lbs +	147.50-157.50	154.40	157.50
Cows	68.00-98.00	79.03	116.00
Bulls under 1600 lbs	94.00-131.00	108.07	131.00
Bulls over 1600 lbs	114.00-136.00	126.70	136.00
Veal calves 600 lbs plus	99.00-127.50	109.39	127.50
Veal calves 125 lbs and under	125.00-530.00	221.61	530.00



The information provided on this report is based on weighted averages for actual data collected. Input costs are a guideline only and will vary from producer to producer. BFO does not take any responsibility and accepts no legal liability arising from or connected to damages or losses experienced by producers when using this information. This is to be used at your own risk.

Denfield Livestock Exchange Inc., June 9, 2020: 242 Fed Cattle, 21 Veal, 49 Cows, 2 bulls, 6 stockers

	Price Range	Average	Top
Large & Medium Frame Fed Steers +1250 lbs	154.00-172.00	165.25	190.00
Large & Medium Frame Fed Heifers +1000 lbs	153.00-170.50	164.07	190.00
Cows	57.00-88.50	72.90	100.00
Veal over 600 lbs	86.00-115.00	105.85	149.00

At Aylmer Stockyards Inc.: June 10, 2020- 46 veal, 168 Cows, 49 fed cattle, 5 stockers, 3 bulls

	Price Range	Average	Top
Fed steers, large & medium frame 1250 lbs +	105.00-150.00	131.20	150.00
Fed Heifers, Dairy & Dairy Cross	72.99-109.49	94.99	109.49
Cows	48.99-92.50	72.99	92.50
Veal over 600 lbs	73.99-160.00	118.19	160.00

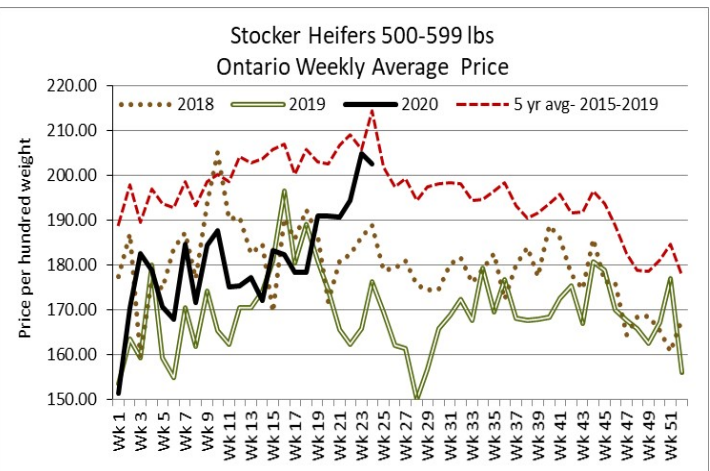
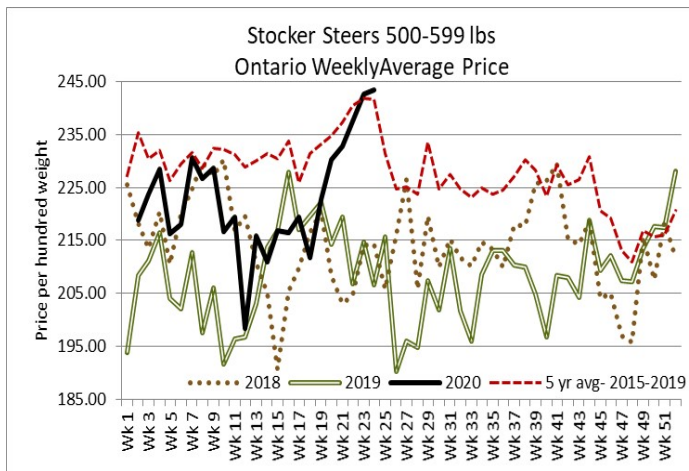
ONTARIO STOCKER & FEEDER TRADE

Stocker sale at **Brussels Livestock: June 5, 2020 – 1,438 Stockers**

Steers	Price Range	Average	Top	Heifers	Price Range	Average	Top
1000+	161.25-180.00	168.99	185.00	900+	148.50-172.00	162.33	177.00
900-999	165.00-189.25	180.02	189.25	800-899	152.00-177.00	167.26	180.00
800-899	180.00-214.50	198.93	214.50	700-799	166.00-186.00	176.78	186.00
700-799	171.00-221.00	196.62	221.00	600-699	140.00-206.00	178.66	230.00
600-699	202.00-235.00	220.47	240.00	500-599	184.00-212.50	202.46	230.00
500-599	221.00-269.00	251.05	276.00	400-499	185.00-237.00	222.12	237.00
400-499	229.00-282.00	253.63	282.00	300-399	197.00-230.00	214.33	230.00
399-	175.00-267.00	235.80	267.00				

Stocker sale at: **Community Livestock Exchange: June 9, 2020 – 116 Stockers**

Steers	Price Range	Average	Top	Heifers	Price Range	Average	Top
700-799	135.00-214.99	179.40	214.99	600-699	150.00-189.99	167.79	189.88
600-699	187.00-229.99	196.30	229.99	500-599	139.99-229.99	196.79	229.99
500-599	189.99-260.00	228.79	260.00				
400-499	220.00-275.00	256.80	275.00				



Stocker sale at: **Keady Livestock Market: June 9, 2020 – 660 Stockers**

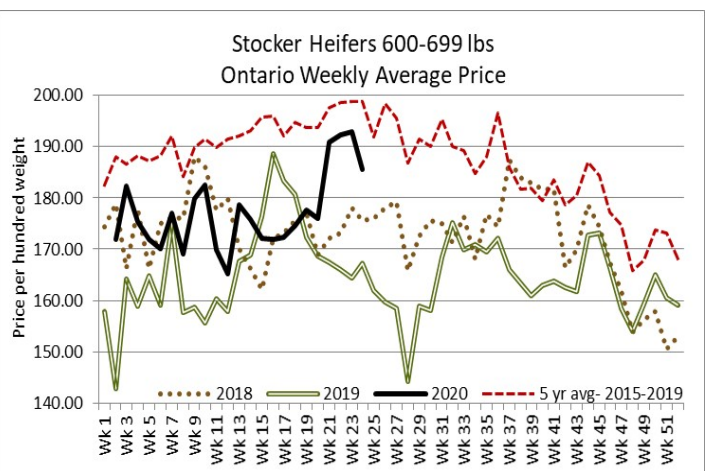
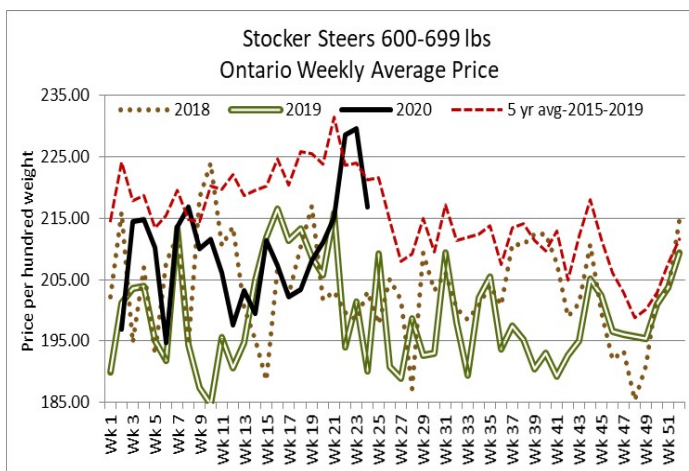
Steers	Price Range	Average	Top
1000+	173.00-176.50	173.58	176.50
900-999	180.75-191.00	184.53	191.00
800-899	191.00-210.00	200.77	210.00
700-799	189.50-217.00	210.50	217.00
600-699	195.00-246.00	230.62	246.00
500-599	269.00-282.00	277.13	282.00
400-499	180.00-235.00	215.71	294.00

Heifers	Price Range	Average	Top
900+	124.00-150.00	135.09	154.00
800-899	168.50-184.00	174.35	184.00
700-799	173.00-188.00	181.48	188.00
600-699	186.00-220.00	198.31	220.00
500-599	192.00-227.50	203.54	227.50
400-499	200.00-257.50	223.43	259.00

Stocker sale at: **Renfrew Pontiac Livestock: June 9, 2020 – 416 Stockers**

Steers	Price Range	Average	Top
800-899	133.00-203.50	189.99	203.50
700-799	161.00-225.00	209.10	225.00
600-699	139.99-245.00	219.79	245.00
500-599	207.50-262.99	239.80	262.99
400-499	192.50-275.00	241.10	275.00
399	222.00-275.00	247.10	275.00

Heifers	Price Range	Average	Top
800-899	125.00-179.49	170.70	179.49
700-799	122.50-187.00	179.60	187.00
600-699	135.00-193.99	170.99	193.99
500-599	139.99-227.49	198.90	227.49
400-499	130.00-227.49	208.80	227.49
300-399	155.00-227.49	178.40	227.49



Stocker sale at **Ontario Livestock Exchange, June 10, 2020- 668 stockers**

Steers	Price Range	Average	Top
1000+	168.00-182.00	173.27	182.00
900-999	171.00-186.00	177.05	186.00
800-899	185.00-190.00	188.87	190.00

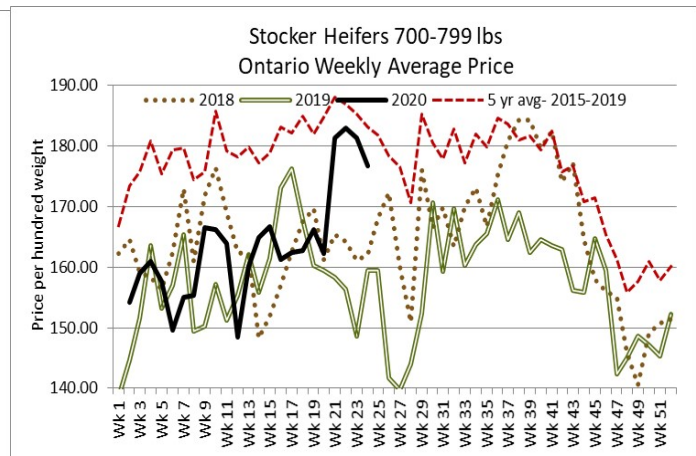
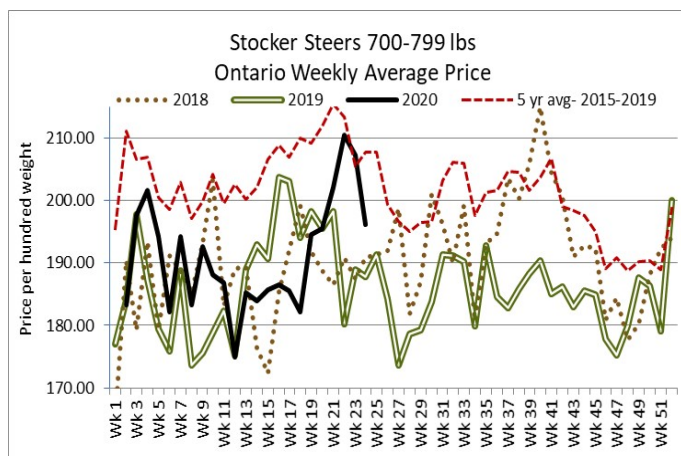
Heifers	Price Range	Average	Top
900+	162.00-173.50	165.16	173.50
800-899	161.50-168.50	165.79	168.50

Stocker sale at **Ontario Livestock Exchange: June 4, 2020 – 401** Stockers

Steers	Price Range	Average	Top	Heifers	Price Range	Average	Top
900-999	162.50-170.00	165.00	170.00	900+	130.00-148.00	143.83	152.50
800-899	135.00-199.00	173.34	200.00	800-899	152.50-170.00	163.64	170.00
700-799	152.50-210.00	191.25	210.00	700-799	157.50-183.50	175.62	194.00
600-699	185.00-230.00	213.54	230.00	600-699	170.00-197.50	181.56	197.50
500-599	169.00-279.00	222.62	279.00	500-599	140.00-200.00	167.71	212.50
400-499	185.00-232.50	211.50	255.00	400-499	175.00-217.50	199.57	227.50
399-	150.00-227.50	182.50	245.00	300-399	179.00-200.00	182.15	207.50
				299-	140.00-240.00	190.00	240.00

Stocker sale at: **Ontario Stockyards Inc: June 4, 2020 – 578** Stockers

Steers	Price Range	Average	Top	Heifers	Price Range	Average	Top
900-999	154.00-175.00	168.36	175.00	700-799	168.00-189.00	177.26	189.00
800-899	150.00-196.50	179.57	196.50	600-699	192.00-212.00	202.25	212.00
700-799	181.00-205.50	195.32	205.50	500-599	205.00-225.00	215.70	225.00
600-699	185.00-241.00	217.65	257.00	400-499	215.00-235.00	225.11	240.00
500-599	218.00-277.50	251.63	277.50	300-399	233.00-246.00	241.22	263.00
400-499	200.00-271.00	238.52	285.00				
399-	225.00-289.00	248.76	289.00				



Stocker sale at **Ottawa Livestock Exchange: June 4, 2020 – 107** Stockers

Steers	Price Range	Average	Top	Heifers	Price Range	Average	Top
800-899	186.00-194.00	190.00	194.00	600-699	118.00-188.00	160.36	204.00
700-799	178.00-210.00	191.78	210.00	500-599	164.00-202.00	188.46	216.00
600-699	214.00-234.00	223.43	234.00	400-499	164.00-210.00	186.00	230.00
500-599	202.00-268.00	236.00	268.00				
400-499	226.00-264.00	242.88	264.00				
399	216.00-234.00	228.00	234.00				

CATTLE EXPORTS-ONTARIO

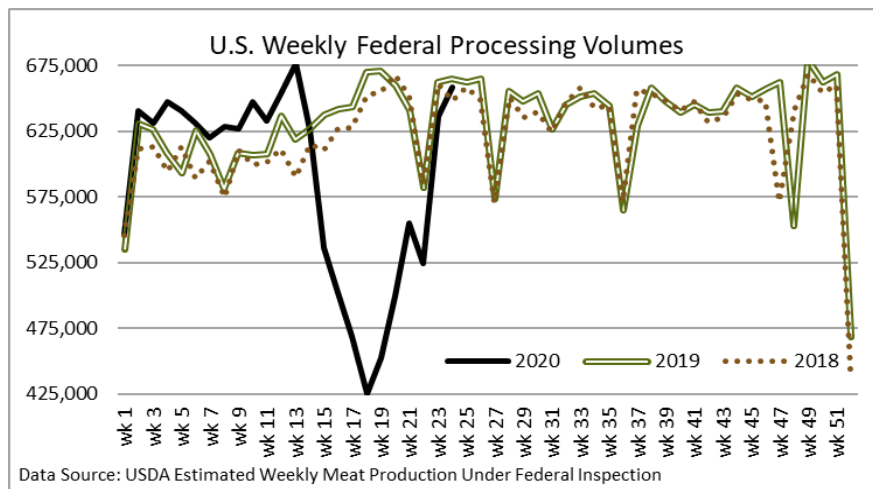
	Week ending May 23, 2020	Week ending May 16, 2020	Year to Date 2020
Total live slaughter cattle exported from Ontario to the U.S.	2,306	2,651	61,619
Steers & Heifers & Cows	2,057	2,280	56,213
Bulls	249	371	5,406

FEDERALLY INSPECTED CANADIAN PROCESSING (long weekend included)

	Week Ending June 6, 2020	# of hd change from week ago	YTD	% Change (Week Ago)	% Change (Year Ago)
Grand Total	59,968	-110	1,204,415	-0%	-10%
Western Slaughter	46,305	-350	910,941	-1%	-13%
Eastern Slaughter	13,663	+240	293,474	+2%	-3%

AVERAGE CARCASS WEIGHTS – CANADA

	Steers	Heifers
May 30, 2020	879	849
May 23, 2020	890	861
June 1, 2019	870	792



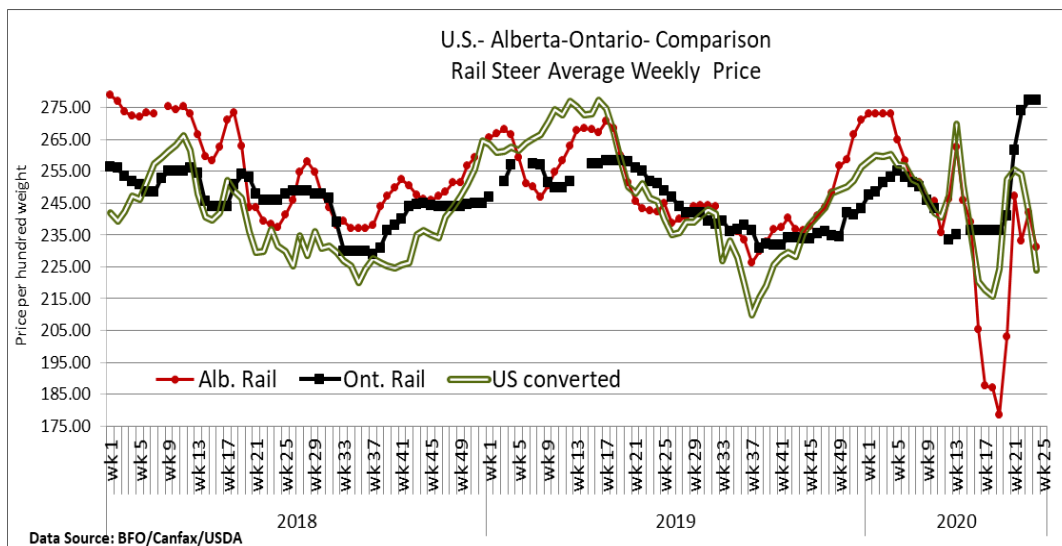
USDA ESTIMATED CATTLE PROCESSING VOLUME

	Week Ending June 13, 2020	Previous Week	Year Ago
Grand Total	658,000	636,000	669,000

ALBERTA DIRECT TRADE

For the week ending June 4, 2020

Steers	Live FOB	134.75-140.00	Rail FOB	228.50-233.50
Heifers	Live FOB	134.75-136.75	Rail FOB	228.50-233.50



U.S. TRADE (U.S. funds)

For the week ending June 11, 2020

Choice and Select Steers and Heifers:	Live	98.00-108.00
	Rail	160.00-170.00

QUEBEC ELECTRONIC AUCTION MARKET (F.O.B. THE FEEDLOT)

	Price	Change from Last Week
For the week ending June 11, 2020	262.25	-9.94

U.S. BOXED BEEF CUT-OUT VALUES (U.S. funds)

	Choice	Select
	600-900	600-900
Current Five Day Average:	246.93	229.64

BEEF EXPORTS – CANADA

	United States	Change from last year YTD	Mexico	Change from last year YTD
	<i>Jan 1- Apr 30/20</i>		<i>Jan 1- Apr 30/20</i>	
Total	88,298 tonnes	-13% or -12,899 tonnes	4,104 tonnes	-11% or -489 tonnes
	Japan	Change from last year YTD	China	Change from last year YTD
	<i>Jan 1- Apr 30/20</i>		<i>Jan 1- Apr 30/20</i>	
Total	14,564 tonnes	+8% or +1,093 tonnes	3,382 tonnes	-56% or -4,274 tonnes

LIVE CATTLE – CANADA

IMPORTS		<i>Import % change from 2019 YTD</i>	EXPORTS		<i>Export % change from 2019 YTD</i>
<i>Jan 1- Apr 30/20</i>			<i>Jan 1- May 30/20</i>		
Pure bred	961	-46%	Slaughter steers & heifers & cows	226,446	+10%
Non-pure bred	69,130	+9%	Feeder cattle & calves	68,134	-45%
			Bulls	15,022	-9%

BEEF PRODUCTION – CANADA

	<i>Jan 1 – June 6/20</i>	<i>Last Year Same Time</i>	% Change
Fed	404,652 tonnes	439,048 tonnes	-8%
Non-fed	66,415 tonnes	83,305 tonnes	-20%

BEEF IMPORTS – CANADA

	<i>Jan 1 – June 6/20</i>	<i>Last Year Same Time</i>	% Change
United States	50,473 tonnes	46,892 tonnes	+8%
Non-CUSMA	20,850 tonnes	20,440 tonnes	+2%
EU-28 (beef/veal total)	7,203 tonnes	2,337 tonnes	+208%
Total	83,306 tonnes	72,893 tonnes	14%

CHICAGO MERCANTILE EXCHANGE

Closing quotes on futures today were as follows:

Live Cattle			Feeder Cattle			Corn			Soybeans			Canadian \$		
Jun	96.07	-0.75	Aug	131.10	-1.07	Jul	3.300	+0.2	Jul	8.712	+5.2	Spot	73.45	-0.04
Aug	95.32	-1.12	Sep	132.47	-0.77	Sep	3.344	+0.4	Aug	8.724	+4.4	Jun	73.44	-0.06
Oct	98.00	-1.07	Oct	133.15	-0.85	Dec	3.430	-0.6	Sep	8.732	+3.6	Sep	73.45	-0.05
Dec	102.05	-0.72	Nov	133.47	-1.12	Mar	3.546	-0.6	Nov	8.796	+3.0	Dec	73.45	-0.05
Feb	106.00	-0.57	Jan	132.45	-0.92	May	3.612	-1.0	Jan	8.822	+2.2	Mar	73.46	-0.05
Apr	108.45	-0.60	Mar	131.35	-0.82	Jul	3.662	-1.2	Mar	8.774	+1.4	Jun	73.44	-0.06

Beef Farmers of Ontario, 130 Malcolm Road, Guelph, ON N1K 1B1 Phone: (519) 824-0334 Fax: (519) 824-9161 or email: markets@ontariobeef.com

Comments for the week ending June 11, 2020

499 fed steers and heifers sold through auction markets this week, down 146 head from last week but 108 more than last year at this time. Fed steers ranged from \$145.11-\$167.85 averaging \$159.85 up \$0.63 from last week and \$16.30 higher than year ago prices. The fed heifers sold from \$147.22-\$166.33 averaging \$158.51 down \$3.17 on average and \$9.83 stronger than last year at this time. Auction markets reported active trading on good demand with prices holding steady, with quality considered and slightly lower in some spots. The market ended the week down \$2.00-\$3.00 cwt.

After a couple of active trading weeks at stronger prices, the Ontario railgrade market was quiet this week. No bids or sales were reported.

The Boxed Beef Report by Kevin Grier notes a market overview: "The market is responding as expected to the sharp increases in beef production in both Canada and the United States. There are now no closed plants. The industry is still not up to last year's slaughter levels, but the increases are impressive. As a result, prices are falling as rapidly as they increased when production was tanking. All the main primals were lower in the U.S. Chuck rolls and clods were hammered lower along with knuckles, insides, outsides and eyes. Canadian prices were also pressured lower by the stronger dollar. In fact Canadian values on ends were starting to look somewhat recognizable." Kevin notes Canadian buyer activity as: "Buyers are still not wading into the market as they expect further price reductions. Nevertheless, there is more buying interest from distributors as their customers begin to replenish. The lack of features for several weeks in a row has meant much lower tonnage moved at retail."

Fed/cull cow volumes sold through Ontario auction markets this week was at 2,178 head, down 94 from last week and 209 less than this time last year. Cows ranged from \$64.29-\$92.20 averaging \$77.88 down \$3.18 from last week but still \$1.77 above year ago prices. Auction markets reported trade as active with prices steady to stronger to start. As the week progressed, trade was steady to easier with just the good quality noted as stronger. The market ended the week with active trading at steady prices.

As seasonally expected, volumes of stocker and feeder cattle coming to market are declining. This week there were 4,453 head sold through auction markets, down 510 head from last week and 158 fewer than this time last year. Auction markets reported trade as active with prices steady to fully steady on all weights and classes. Actual average prices this week saw steers 400-500 lbs down \$16.61 from last week on average, 500-600 lbs up \$0.78, 600-700 lbs down \$12.80, 700-800 lbs down \$11.10, 800-900 lbs up \$1.44, 900-1000 lbs down \$5.06 and steers 1000 lbs and over averaged \$5.03 lower than last week. Heifers 300-400 lbs were down \$10.79 from last week, 400-500 lbs down \$9.90, 500-600 lbs down \$2.47, 600-700 lbs down \$7.33, 700-800 lbs down \$4.59, 800-900 lbs down \$1.36 and heifers 900 lbs and over averaged \$3.99 below last week's weighted average prices.

The Quebec electronic market this week sold at \$262.25 dressed, down \$9.94 from last week on average.

Alberta direct trade, saw a couple of scattered deals Tuesday, reported by Canfax, at \$233.00 delivered on a dressed basis, which is around \$10.00 cwt lower than last week on average. Wednesday saw good sized volumes marketed notes Canfax, with prices averaging around \$10.00 lower than last week on a dressed basis from \$230.00-\$235.00 delivered. Canfax reported trade on a picked-up basis from \$134.75-\$140.00 live with steers averaging \$136.39 down \$13.78 with heifers averaging \$135.67 down \$14.08 from last week's weighted average price. On the rail steers and heifers ranged from \$228.50-\$233.50 picked-up, with steers averaging \$231.09 down \$11.02 and heifers \$230.82 down \$5.79 from the previous week on average.

The US cash cattle trade the week ending June 5th, ranged anywhere from \$100.00-\$118.00 live and \$165.00-\$187.00 dressed, with a light trade occurring each day of the week. Overall averages reported by the USDA Mandatory Price Report saw live prices at \$112.39 for steers down \$3.32 on average, while heifers averaged \$112.49 down \$4.12. On the rail prices steers averaged \$179.04 dressed down \$4.79 while heifers averaged \$180.74 down \$3.78 from the previous week's weighted average prices.

This week trade started to develop on Monday again with just a handful of cattle trading in parts of Iowa and Nebraska at \$170.00 dressed, down \$9.00 from last week's weighted average price, but not enough sold to establish a market. On Tuesday, a couple of deals in the north surfaced from \$164.00-\$168.00 dressed, down around \$15.00 cwt from last week's weighted average. A couple of live sales were also noted from \$100.00-\$104.50 but not enough cattle have traded to establish a market. On Wednesday at the Fed Cattle Exchange online auction, there were 1,447 head on offer, in 9 lots with delivery in 1-17 days. Asking prices ranged from \$103.75-\$109.00 live, with only one lot receiving a bid and selling at \$105.00 live. On the cash market Wednesday afternoon, light trade developed at easier prices from \$98.00-\$108.00 live in the south, with the top end of the range down \$4.00 from last week's weighted average price. Business in the north ranged from \$165.00-\$172.00, mostly \$165.00-\$170.00 dressed, down around \$9.00-\$14.00 from last week. Thursday was light to moderate in the south with prices reported from \$100.00-\$107.00 live while a light test in the north ranged from \$160.00-\$165.00 dressed, which is steady to lower than the week's trade. Overall sales for the week so far are averaging \$7.00-\$8.00 lower on a live basis and \$13.00-\$14.00 lower on the rail. Some clean up trade is possible today with asking prices sitting at \$110.00 live in the south and \$175.00 dressed in the north.