



Weekly Market Information Report for the week ending Thursday June 18, 2020

The following information is collected from various sources and disseminated by Beef Farmers of Ontario.

ONTARIO DIRECT TO PACKER RAILGRADE CATTLE TRADE

Prices are on a carcass weight basis before grade and weight discounts. Weekly Range:

A Grade Steers 240.00-250.00

A Grade Heifers Not enough reported to establish a market price.

ONTARIO LIVE CATTLE TRADE

Ontario auction sales this week saw weighted average price ranges for:

FED CATTLE	Volume	Price Range	Average	Top	Last Week Avg
Large Frame Steers +1250	102	145.95-160.29	154.36	170.00	164.55
Medium Frame Steers +1250	166	146.51-160.89	154.20	175.50	154.68
Large & Medium Frame Steers +1250	268	145.54-160.87	154.63	175.50	159.85
Large Frame Heifers +1000	97	139.71-157.04	148.78	174.50	157.29
Medium Frame Heifers +1000	218	129.03-163.03	149.02	177.25	159.50
Large & Medium Frame Heifers +1000	315	129.88-162.57	149.21	177.25	158.51
Fed steers, Dairy & Dairy Cross +1250	93	101.47-111.11	105.30	135.00	103.64
Fed heifers, Dairy & Dairy Cross +1000	112	90.24-110.95	99.24	119.00	93.26
Cows - All Weights	1,921	66.38-94.89	79.49	135.00	77.88
Bulls - All Weights	114	94.18-127.50	111.29	150.00	117.49

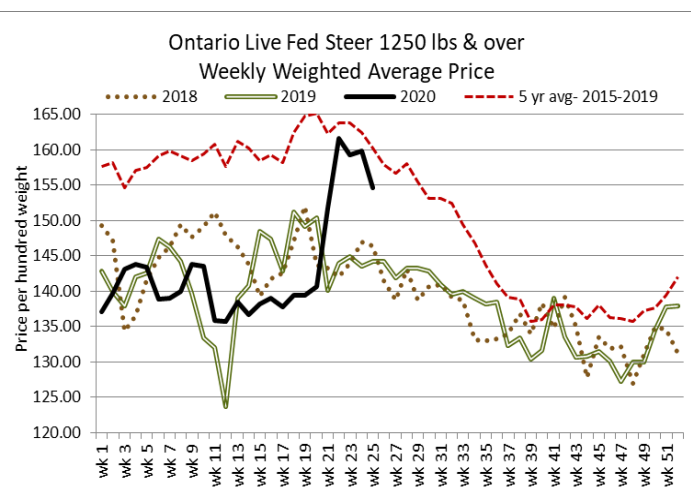
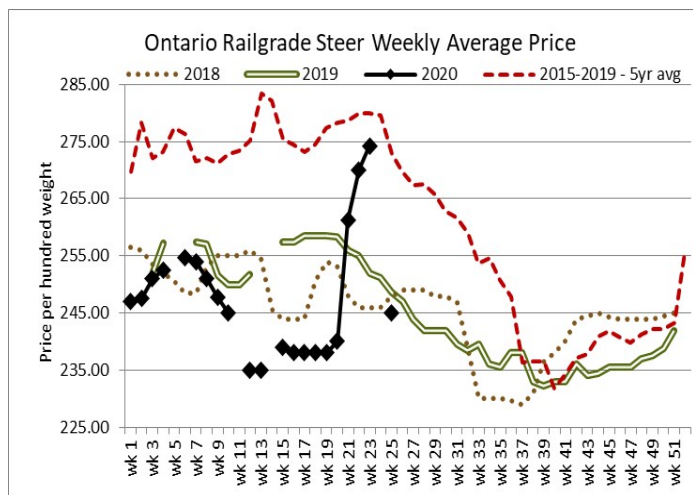
STOCKERS - Large and Medium Frame

STEERS	Volume	Price Range	Average	Top	Last Week Avg
1000+	582	157.29-173.39	165.41	179.00	171.13
900-999	292	163.49-179.33	173.53	189.00	178.54
800-899	174	170.69-193.85	184.12	200.00	192.54
700-799	197	175.53-203.49	192.99	223.75	196.16
600-699	179	189.43-229.82	210.67	272.00	216.81
500-599	147	198.04-261.21	235.09	279.00	243.45
400-499	115	220.43-263.86	241.29	276.00	236.21
-399	49	200.28-267.48	241.92	287.00	228.66

HEIFERS	Volume	Price Range	Average	Top	Last Week Avg
+900	404	144.77-161.91	155.80	168.50	160.23
800-899	165	152.38-166.82	160.56	178.00	169.27
700-799	125	143.59-176.37	165.34	195.00	176.68
600-699	158	171.63-193.25	183.71	214.00	185.57
500-599	181	176.28-216.70	198.62	230.00	202.48
400-499	122	197.24-226.22	212.89	243.00	211.60
300-399	47	184.11-220.11	201.95	265.00	201.44
-299	6	N/T	N/T	N/T	180.92

At Kawartha Lakes Community Sale Barn, June 13, 2020 – 5 fed cattle, 147 cows, 17 bulls, 39 veal, 47 stockers

	Price Range	Avg.	Top
Fed heifers, large & medium frame 1000 lbs +	129.00-151.00	142.06	151.00
Cows	68.00-97.00	80.50	125.00
Bulls under 1600 lbs	86.00-136.00	114.65	136.00
Bulls over 1600 lbs	84.00-132.00	109.95	132.00



Denfield Livestock Exchange Inc., June 16, 2020: 270 Fed Cattle, 20 Veal, 95 Cows, 7 bulls, 26 stockers

	Price Range	Average	Top
Large & Medium Frame Fed Steers +1250 lbs	150.00-164.25	158.05	175.50
Large & Medium Frame Fed Heifers +1000 lbs	130.00-169.00	163.92	177.25
Cows	63.00-90.50	75.81	100.50
Veal over 600 lbs	114.00-118.00	115.81	119.00

At Aylmer Stockyards Inc.: June 17, 2020- 27 veal, 102 Cows, 36 fed cattle, 12 stockers, 2 bulls

	Price Range	Average	Top
Fed steers, Dairy & Dairy Cross	110.00-135.00	116.30	135.00
Fed Heifers, Dairy & Dairy Cross	81.00-111.00	100.40	111.00
Cows	59.99-99.49	80.70	119.99
Veal over 600 lbs	80.00-161.00	118.99	161.00

ONTARIO STOCKER & FEEDER TRADE

Stocker sale at **Brussels Livestock: June 12, 2020 – 979 Stockers**

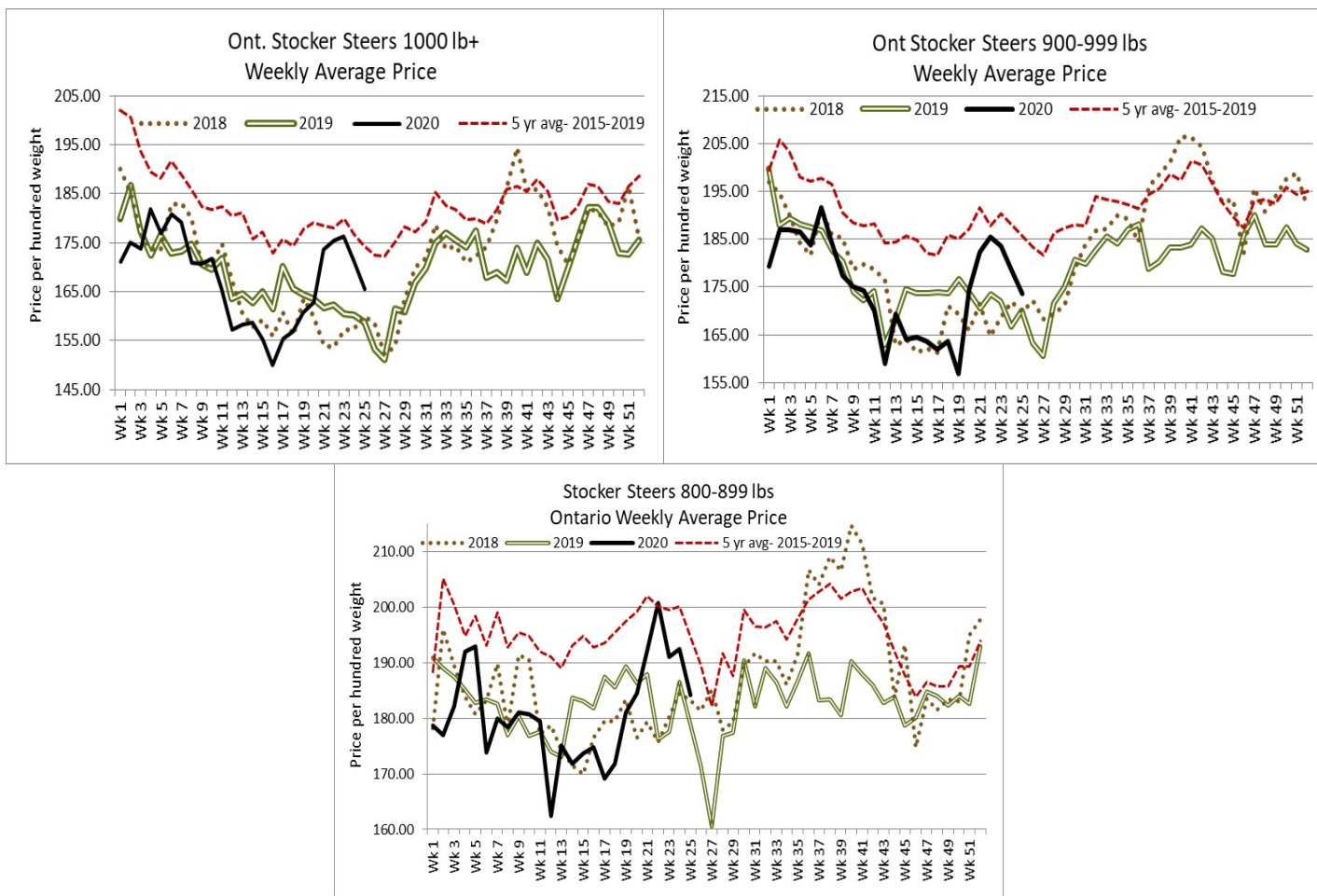
Steers	Price Range	Average	Top	Heifers	Price Range	Average	Top
1000+	157.50-172.00	164.03	173.00	900+	145.00-163.25	157.84	168.50
900-999	166.00-184.25	175.95	189.00	800-899	158.00-167.00	163.42	168.00
800-899	168.00-197.00	184.73	200.00	700-799	150.00-185.50	174.55	195.00
700-799	178.00-220.00	202.71	223.75	600-699	180.00-202.00	190.37	202.00
600-699	204.00-246.00	222.66	272.00	500-599	187.00-226.00	210.06	226.00
500-599	213.00-279.00	244.74	279.00	400-499	215.00-243.00	228.74	243.00
400-499	244.00-273.00	250.69	274.00	300-399	232.00-265.00	146.80	265.00
399-	187.00-287.00	262.33	287.00				

Stocker sale at: **Community Livestock Exchange: June 16, 2020 – 86 Stockers**

Steers	Price Range	Average	Top	Heifers	Price Range	Average	Top
500-599	189.99-247.50	218.19	247.50	600-699	172.50-200.99	181.80	200.99
400-499	212.00-252.49	231.80	242.49	500-599	142.99-200.99	179.29	200.99

Stocker sale at: **Keady Livestock Market: June 16, 2020 – 377 Stockers**

Steers	Price Range	Average	Top	Heifers	Price Range	Average	Top
1000+	153.75-168.25	162.28	168.25	900+	114.00-125.00	119.11	125.00
800-899	194.50-199.00	196.04	199.00	800-899	141.00-174.00	169.88	174.00
600-699	200.00-219.00	206.83	222.50	700-799	162.50-190.00	178.17	190.00
500-599	219.00-248.00	239.82	252.50	600-699	194.00-207.00	205.46	207.00
400-499	222.50-267.00	244.75	267.00	500-599	130.00-197.00	172.40	220.00



Stocker sale at: **Renfrew Pontiac Livestock: June 16, 2020 – 208 Stockers**

Steers	Price Range	Average	Top	Heifers	Price Range	Average	Top
900-999	125.00-175.00	152.69	175.00	700-799	137.50-185.00	169.19	185.00
800-899	127.49-194.99	150.40	194.99	600-699	139.99-177.00	161.89	177.00
700-799	107.49-187.50	162.40	187.50	500-599	130.00-214.99	172.50	214.99
600-699	169.99-225.00	207.20	225.00	400-499	160.00-214.99	190.70	214.99
500-599	172.50-260.99	227.89	260.99	300-399	164.99-200.00	181.29	200.00
400-499	200.00-274.00	238.20	274.00				

Stocker sale at **Ontario Livestock Exchange, June 17, 2020- 427 stockers**

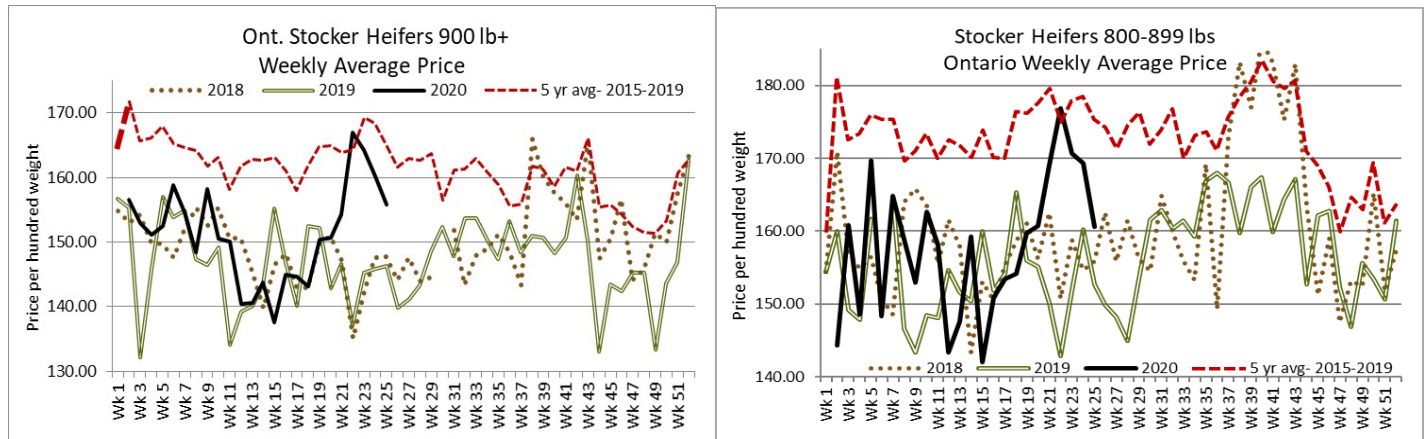
Steers	Price Range	Average	Top	Heifers	Price Range	Average	Top
1000+	161.00-179.00	169.60	179.00	900+	156.50-168.00	163.14	168.00
900-999	164.00-176.50	172.92	176.50	800-899	168.00-178.00	174.00	178.00
700-799	186.50-187.50	187.25	187.50				

Stocker sale at **Ontario Livestock Exchange: June 18, 2020 – 323 Stockers**

Steers	Price Range	Average	Top	Heifers	Price Range	Average	Top
900-999	152.00-189.00	184.58	189.00	900+	145.00-154.00	147.08	154.00
800-899	165.00-191.00	184.38	191.00	800-899	110.00-170.00	140.25	170.00
700-799	127.50-151.00	145.38	190.00	700-799	125.00-147.50	139.75	172.00
600-699	149.00-204.00	185.41	204.00	600-699	139.00-147.50	142.29	147.50
500-599	145.00-268.00	231.50	268.00	500-599	169.00-180.00	174.67	187.50
400-499	155.00-231.00	215.57	231.00	400-499	172.50-197.50	185.83	197.50
399-	215.00-277.50	257.00	277.50	300-399	165.00-205.00	179.21	227.50

Stocker sale at: **Ontario Stockyards Inc: June 18, 2020 – 510** Stockers

Steers	Price Range	Average	Top	Heifers	Price Range	Average	Top
1000+	157.00-171.00	161.79	171.00	900+	146.00-167.50	157.61	167.50
900-999	170.50-176.75	173.89	176.75	800-899	145.00-172.00	156.16	175.00
800-899	180.00-199.00	192.19	199.00	700-799	155.00-187.50	175.06	187.50
700-799	184.00-214.00	201.58	214.00	600-699	180.00-205.00	193.91	214.00
600-699	193.00-227.00	209.13	241.00	500-599	196.00-225.00	211.72	230.00
500-599	208.00-251.00	234.16	268.00	400-499	214.00-236.50	224.64	237.50
400-499	235.00-276.00	252.03	276.00	300-399	214.00-240.00	227.01	240.00
399-	227.50-254.00	244.49	272.50				



CATTLE EXPORTS-ONTARIO

	Week ending May 30, 2020	Week ending May 23, 2020	Year to Date 2020
Total live slaughter cattle exported from Ontario to the U.S.	2,167	2,306	63,786
Steers & Heifers & Cows	1,901	2,057	58,114
Bulls	266	249	5,672

FEDERALLY INSPECTED CANADIAN PROCESSING (long weekend included)

	Week Ending June 13, 2020	# of hd change from week ago	YTD	% Change (Week Ago)	% Change (Year Ago)
Grand Total	59,968	+4,105	1,204,415	-0%	-10%
Western Slaughter	46,305	+5,033	910,941	-1%	-13%
Eastern Slaughter	13,663	-925	293,474	+2%	-3%

AVERAGE CARCASS WEIGHTS – CANADA

	Steers	Heifers
June 13, 2020	881	827
June 6, 2020	879	849
June 15, 2019	861	783

USDA ESTIMATED CATTLE PROCESSING VOLUME

	Week Ending June 20, 2020	Previous Week	Year Ago
Grand Total	656,000	658,000	668,000

ALBERTA DIRECT TRADE

For the week ending June 18, 2020

Steers	Live FOB	128.75	Rail FOB	218.50-230.00
Heifers	Live FOB	130.00	Rail FOB	218.50-228.50

U.S. TRADE (U.S. funds)

For the week ending June 18, 2020

Choice and Select Steers and Heifers:	Live	98.00-105.00
	Rail	157.00-162.00

QUEBEC ELECTRONIC AUCTION MARKET (F.O.B. THE FEEDLOT)

	Price	Change from Last Week
For the week ending June 18, 2020	244.00-245.50	-17.75

U.S. BOXED BEEF CUT-OUT VALUES (U.S. funds)

	Choice	Select
	600-900	600-900
Current Five Day Average:	223.73	211.79

BEEF EXPORTS – CANADA

	United States	Change from last year YTD	Mexico	Change from last year YTD
	<i>Jan 1- Apr 30/20</i>		<i>Jan 1- Apr 30/20</i>	
Total	88,298 tonnes	-13% or -12,899 tonnes	4,104 tonnes	-11% or -489 tonnes
	Japan	Change from last year YTD	China	Change from last year YTD
	<i>Jan 1- Apr 30/20</i>		<i>Jan 1- Apr 30/20</i>	
Total	14,564 tonnes	+8% or +1,093 tonnes	3,382 tonnes	-56% or -4,274 tonnes

LIVE CATTLE – CANADA

IMPORTS		Import % change		EXPORTS	Export % change
		<i>from 2019 YTD</i>			<i>from 2019 YTD</i>
	<i>Jan 1- Apr 30/20</i>			<i>Jan 1- June 6/20</i>	
Pure bred	961	-46%	Slaughter steers & heifers & cows	236,589	+11%
Non-pure bred	69,130	+9%	Feeder cattle & calves	69,042	-46%
			Bulls	16,134	-9%

BEEF PRODUCTION – CANADA

	<i>Jan 1 – June 13/20</i>	<i>Last Year Same Time</i>	% Change
Fed	427,0452 tonnes	460,051 tonnes	-7%
Non-fed	68,634 tonnes	86,642 tonnes	-21%

BEEF IMPORTS – CANADA

	<i>Jan 1 – June 13/20</i>	<i>Last Year Same Time</i>	% Change
United States	52,532 tonnes	48,872 tonnes	+7%
Non-CUSMA	21,381 tonnes	20,999 tonnes	+2%
EU-28 (beef/veal total)	7,372 tonnes	2,460 tonnes	+200%
Total	86,363 tonnes	75,739 tonnes	14%

CHICAGO MERCANTILE EXCHANGE

Closing quotes on futures today were as follows:

Live Cattle			Feeder Cattle			Corn			Soybeans			Canadian \$	
Jun	94.70	-1.37	Aug	132.55	-0.42	Jul	3.324	+1.4	Jul	8.764	+3.4	Spot	73.50 +0.00
Aug	95.40	-0.70	Sep	133.87	-0.37	Sep	3.372	+1.6	Aug	8.760	+3.4	Sep	73.52 -0.01
Oct	98.85	-0.55	Oct	134.85	-0.25	Dec	3.452	+2.4	Sep	8.752	+4.2	Dec	73.52 -0.00
Dec	102.85	-0.42	Nov	135.57	-0.10	Mar	3.566	+2.6	Nov	8.806	+4.6	Mar	73.53 -0.01
Feb	107.27	-0.10	Jan	134.85	-0.07	May	3.630	+2.0	Jan	8.842	+5.0	Jun	73.51 -0.01
Apr	109.87	+0.05	Mar	134.00	+0.20	Jul	3.676	+1.6	Mar	8.794	+4.4	Sep	73.48 -0.01

Beef Farmers of Ontario, 130 Malcolm Road, Guelph, ON N1K 1B1 Phone: (519) 824-0334 Fax: (519) 824-9161 or email: markets@ontariobeef.com

Comments for the week ending June 18, 2020

There were 583 fed steers and heifers sold through auction markets this week, up 83 head from last week and 61 more than last year at this time. Fed steers traded from \$145.54-\$160.87 with a weekly weighted average price of \$154.63 down \$5.22 from last week but \$10.44 above year ago prices. Fed heifers traded from \$129.88-\$162.57 averaging \$149.57 down \$9.30 from last week but \$8.29 stronger than last year at this time. Auction markets on Tuesday, reported trade as steady to \$7.00-\$8.00 lower with quality considered. As the week progressed, prices were reported as easier to \$7.00-\$8.00 lower on a selective trade.

The Ontario railgrade market was limited this week with a few sales on Tuesday at \$250.00 dressed for steers, but by Wednesday trade was reported at \$240.00 dressed for steers. Steers averaged \$29.25 lower than two week's ago on average, with no trade last week to compare too. There were not enough heifer prices to report. Sales this week are for delivery the week of July 6th.

There were 1,921 fed/cull cows sold through auction markets this week down 257 head from last week and 534 fewer than the same time last year. Cows sold from \$66.38-\$94.89 averaging \$79.49 up \$1.61 from last week on average and \$3.09 above year ago prices. Auction markets reported trade as active at steady to stronger prices to start. As the week progressed, trade was steady to fully steady with one market noting sales down \$3.00-\$6.00 from last week's sharply higher market. Trade ended the week actively at fully steady prices.

Lighter receipts of 2,943 stocker and feeder cattle sold through auction markets this week, down 1,510 from last week and 577 less than this time last year. Auction markets reported trade as steady to stronger on the light weight cattle. Heavier cattle were steady to start, but as the week progressed trade was barely steady to under pressure. Heavier cattle ended the week steady to strong. Actual average prices this week saw steers 400-500 lbs up \$5.08 from last week, 500-600 lbs down \$8.36, 600-700 lbs down \$6.14, 700-800 lbs down \$3.17, 800-900 lbs down \$8.42, 900-1000 lbs down \$5.01 and steers 1000 lbs and over averaged \$5.72 lower than last week on average. Heifers from 300-400 lbs averaged \$0.51 cwt higher, 400-500 lbs up \$1.29, 500-600 lbs down \$3.86, 600-700 lbs down \$1.86, 700-800 lbs down \$11.34, 800-900 lbs down \$8.71 and heifers 900 lbs and over averaged \$4.43 lower than last week on average.

The Quebec electronic market this week ranged from \$244.00-\$245.50 dressed, down \$17.75 from last week on average.

Alberta direct trade, was light to moderate with Canfax reporting sales from \$220.00-\$230.00 delivered on a dressed basis, down around \$10.00-\$15.00 cwt from last week on average, with the top price steady to the bottom of last week's trade. Live sales were reported around \$128.75-\$130.00 picked up down approximately \$6.00 from last week on average. Canfax noted that "lots of producers would like to sell more cattle than what they have been marketing, but packers are limiting the amount of cattle they are buying from each producer. Competition on the cash market was limited with one packer buying most of the cattle. Most of the cattle that traded this week would be picked up in two weeks."

The US cash cattle trade the week ending June 12th, saw light business develop each day at easier prices. For the week, live sales ranged from \$98.00-\$108.00 with the Mandatory Price Report listing live steers at \$104.47 on average, down \$7.92 from the previous week, while heifers averaged \$105.40 down \$7.09. On the rail, sales ranged from \$160.00-\$172.00 dressed with steers averaging \$166.40 down \$12.64 from the previous week, while heifers averaged \$166.48 down \$14.26.

This week, a light trade has been reported each day with prices improving slightly from early week to mid-week. Monday saw southern deals reported from \$98.00-\$100.00 live, while business in the north was reported from \$100.00-\$105.00 live and \$158.00-\$167.00 dressed. On Tuesday, prices ranged from \$98.00-102.00 live and \$157.00-\$160.00 dressed. Wednesday, at the Fed Cattle Exchange online auction, there were 1,220 head on offer, in 9 lots with delivery in 1-17 days. Asking prices ranged from \$101.00-\$102.00 live but no packer interest developed leaving all cattle unsold. On the cash market Wednesday, trade was light with sales in the south from \$100.00-\$102.00 live, slightly higher than early week but still \$1.00-\$2.00 below last week on average. In the north sales were noted from \$157.00-\$162.00 dressed. mostly \$160.00-\$162.00 up \$3.00-\$5.00 from earlier in the week but still around \$5.00-\$7.00 below last week on average. Thursday trade continued with sales steady to the week, from \$98.00-\$102.00 live and \$157.00-\$160.00 dressed. Friday could see a little clean up trade surface but at time of reporting the market is very quiet. Asking prices are sitting at \$105.00 live and \$165.00-\$170.00 dressed. Overall, this week's market on average is down around \$3.50-\$4.50 from last week on a live basis and \$5.00-\$5.50 lower on the rail.