



Weekly Market Information Report for the week ending Thursday July 16, 2020

The following information is collected from various sources and disseminated by Beef Farmers of Ontario.

ONTARIO DIRECT TO PACKER RAILGRADE CATTLE TRADE

Prices are on a carcass weight basis before grade and weight discounts. Weekly Range:

A Grade Steers 240.00-250.00

A Grade Heifers 239.00-250.00

ONTARIO LIVE CATTLE TRADE

Ontario auction sales this week saw weighted average price ranges for:

FED CATTLE	Volume	Price Range	Average	Top	Last Week Avg
Large Frame Steers +1250	61	134.86-151.20	145.20	154.00	147.30
Medium Frame Steers +1250	84	140.96-151.32	146.92	169.50	146.41
Large & Medium Frame Steers +1250	145	138.47-151.91	146.74	169.50	145.94
Large Frame Heifers +1000	60	122.00-148.81	139.46	159.00	136.46
Medium Frame Heifers +1000	154	131.33-149.60	144.17	157.25	143.37
Large & Medium Frame Heifers +1000	214	129.95-149.75	143.03	159.00	141.93
Fed steers, Dairy & Dairy Cross +1250	58	103.76-115.77	110.54	145.00	107.05
Fed heifers, Dairy & Dairy Cross +1000	117	86.98-115.85	98.86	150.00	99.17
Cows - All Weights	2,067	62.13-92.64	76.07	140.00	77.24
Bulls - All Weights	123	105.71-135.02	120.42	152.49	118.36

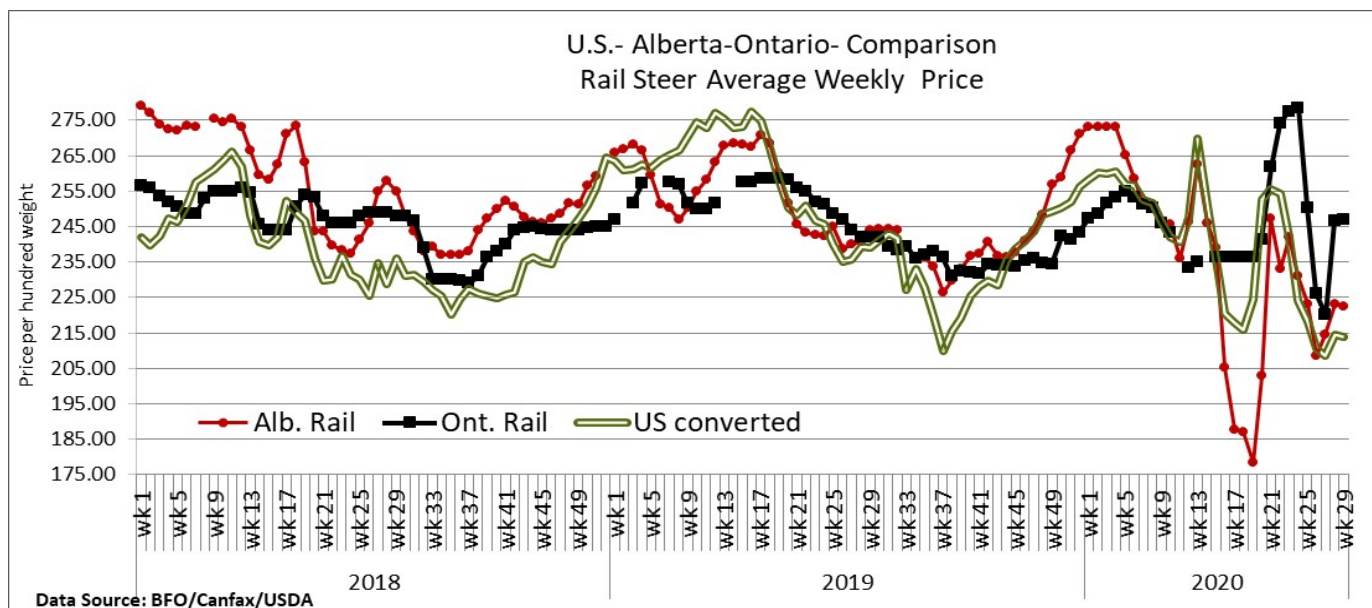
STOCKERS - Large and Medium Frame

STEERS	Volume	Price Range	Average	Top	Last Week Avg
1000+	911	158.48-177.34	167.74	180.00	164.50
900-999	183	173.53-183.08	179.36	197.00	173.02
800-899	159	176.98-196.79	190.79	206.00	172.40
700-799	180	184.45-205.73	197.14	216.00	196.36
600-699	191	175.70-236.63	210.85	252.00	212.60
500-599	150	192.59-250.81	227.93	275.00	228.05
400-499	110	209.61-241.19	230.09	277.00	233.72
-399	43	174.62-265.44	228.01	300.00	175.59

HEIFERS	Volume	Price Range	Average	Top	Last Week Avg
+900	298	147.32-161.01	154.14	167.50	140.27
800-899	105	162.72-172.80	169.72	181.50	149.44
700-799	71	153.72-175.15	164.70	188.00	161.84
600-699	126	142.87-185.31	169.02	200.00	180.56
500-599	110	157.44-196.75	178.82	225.00	180.02
400-499	61	162.97-205.96	189.44	235.00	176.63
300-399	17	172.29-206.35	191.62	260.00	190.28
-299	5	N/T	N/T	N/T	201.08

At Kawartha Lakes Community Sale Barn, July 11, 2020 – 2 fed cattle, 120 cows, 7 bulls, 41 veal, 17 stockers

	Price Range	Avg.	Top
Cows	68.00-103.00	80.50	116.00
Veal calves 600 lbs plus	108.00-129.00	116.07	135.00
Veal calves 125 lbs or less	85.00-350.00	144.50	350.00



Denfield Livestock Exchange Inc., July 14, 2020: 223 Fed Cattle, 37 Veal, 85 Cows, 8 bulls, 9 stockers

	Price Range	Average	Top
Large & Medium Frame Fed Steers +1250 lbs	139.25-152.50	147.43	169.50
Large & Medium Frame Fed Heifers +1000 lbs	137.00-152.00	147.22	157.25
Cows	61.50-87.50	74.50	108.00
Veal over 600 lbs	120.00-129.00	124.58	154.00

At Aylmer Stockyards Inc.: July 15, 2020- 44 veal, 132 Cows, 59 fed cattle, 27 stockers, 5 bulls

	Price Range	Average	Top
Fed Heifers, Dairy & Dairy Cross 1000+ lbs	78.00-115.99	97.19	115.99
Cows	50.00-104.49	77.80	113.99
Veal over 600 lbs	112.99-158.00	126.69	158.00

ONTARIO STOCKER & FEEDER TRADE

Stocker sale at **Brussels Livestock: July 10, 2020 – 592 Stockers**

Steers	Price Range	Average	Top	Heifers	Price Range	Average	Top
1000+	161.25-173.50	167.68	175.50	900+	149.00-166.00	157.67	167.50
900-999	176.00-181.25	179.61	197.00	800-899	154.00-171.00	167.47	171.00
800-899	167.50-194.50	182.00	200.00	700-799	175.00-176.00	175.11	176.00
700-799	188.00-216.00	208.34	216.00	600-699	161.00-190.00	171.76	200.00
600-699	199.00-252.00	235.03	252.00	500-599	162.00-206.00	179.78	206.00
500-599	232.00-262.00	249.79	269.00	400-499	167.00-208.00	197.50	208.00
400-499	256.00-276.00	269.83	277.00				
399-	250.00-276.00	257.00	276.00				

Stocker sale at: **Community Livestock Exchange: July 14, 2020 – 131 Stockers**

Steers	Price Range	Average	Top	Heifers	Price Range	Average	Top
600-699	109.00-229.00	183.80	229.00	700-799	151.00-180.0	157.89	180.00
500-599	155.00-227.49	195.70	227.49	600-699	117.99-189.99	173.99	189.99
400-499	144.99-225.00	212.19	225.00	500-599	135.00-190.99	164.90	190.99

Stocker sale at: **Keady Livestock Market: July 14, 2020 – 353 Stockers**

Steers	Price Range	Average	Top	Heifers	Price Range	Average	Top
1000+	164.25-168.00	166.73	168.00	900+	110.00-141.00	125.20	155.00
900-999	178.00-186.00	182.95	186.00	800-899	181.00-181.50	181.30	181.50
700-799	211.25-214.00	212.19	214.00				

Stocker sale at: **Renfrew Pontiac Livestock: July 14, 2020 – 70 Stockers**

Steers	Price Range	Average	Top	Heifers	Price Range	Average	Top
700-799	177.49-186.00	180.29	186.00	600-699	135.00-191.99	183.89	191.99
600-699	222.99-235.99	228.29	235.99				
500-599	164.99-241.00	229.40	241.00				
400-499	225.00-237.50	233.30	237.50				

Stocker sale at **Ontario Livestock Exchange, July 15, 2020- 827 stockers**

Steers	Price Range	Average	Top	Heifers	Price Range	Average	Top
1000+	158.00-180.00	168.69	180.00	900+	153.50-157.50	155.09	157.50
900-999	176.00-186.00	181.03	186.00				
800-899	168.00-184.00	178.60	184.00				

Stocker sale at **Ontario Livestock Exchange: July 16, 2020 – 249 Stockers**

Steers	Price Range	Average	Top	Heifers	Price Range	Average	Top
800-899	165.00-193.00	182.93	193.00	800-899	142.50-174.00	166.94	174.00
700-799	170.00-185.00	182.12	185.00	70-799	127.50-165.00	153.57	165.00
600-699	146.00-195.00	175.11	226.00	600-699	117.50-180.00	150.31	185.00
500-599	160.00-180.00	167.50	250.00	500-599	110.00-170.00	150.00	187.50
400-499	125.00-132.50	130.21	202.50	400-499	102.50-195.00	155.63	195.00
399-	90.00-272.50	186.43	272.50				

Stocker sale at: **Ontario Stockyards Inc: July 16, 2020 – 436 Stockers**

Steers	Price Range	Average	Top	Heifers	Price Range	Average	Top
1000+	153.00-169.00	158.60	169.00	900+	127.50-159.00	144.63	159.00
900-999	150.00-190.00	179.39	190.00	800-899	147.50-160.00	154.20	172.00
800-899	161.00-197.50	190.93	197.50	700-799	163.00-188.00	175.90	188.00
700-799	164.00-202.00	181.13	209.00	600-699	157.50-187.00	172.50	199.00
600-699	189.00-249.00	219.35	249.00	500-599	172.50-210.00	194.44	225.00
500-599	189.00-275.00	240.67	275.00	400-499	203.00-224.00	212.91	235.00
400-499	227.00-266.00	249.43	276.00	300-399	204.00-260.00	241.08	260.00
399-	227.00-266.00	249.43	276.00				

CATTLE EXPORTS-ONTARIO

Week ending June 27, 2020

Week ending June 20, 2020

Year to Date
2020

Total live slaughter cattle
exported from Ontario to the U.S.

1,830

1,854

71,303

Steers & Heifers & Cows

1,506

1,557

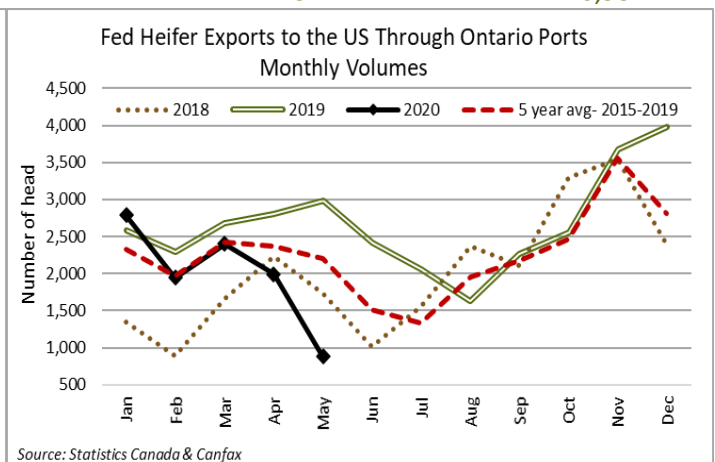
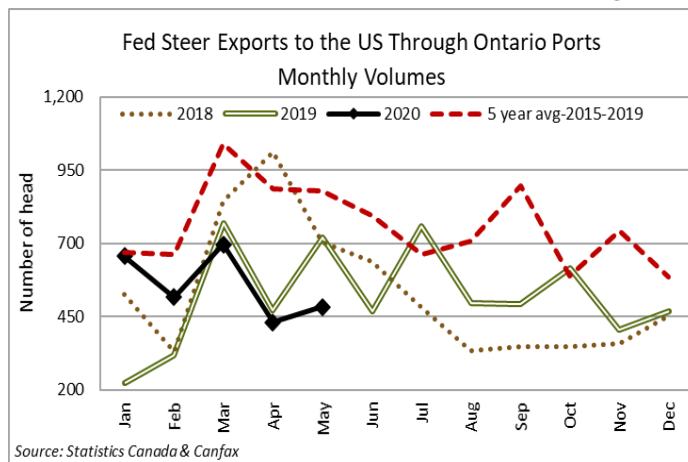
64,366

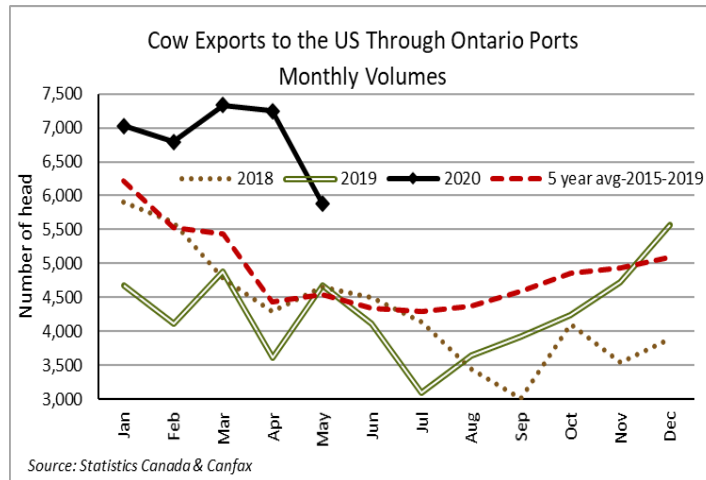
Bulls

324

297

6,937





ALBERTA DIRECT TRADE

For the week ending July 16, 2020

Steers	Live FOB	132.50	Rail FOB	221.50-223.50
Heifers	Live FOB	N/T	Rail FOB	223.50

U.S. TRADE (U.S. funds)

For the week ending July 16, 2020

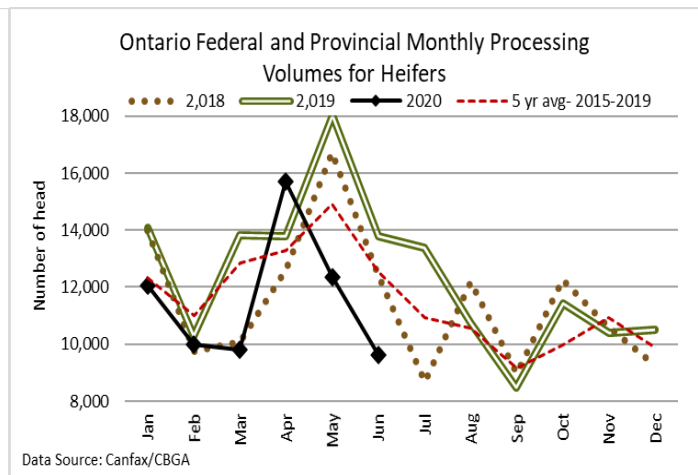
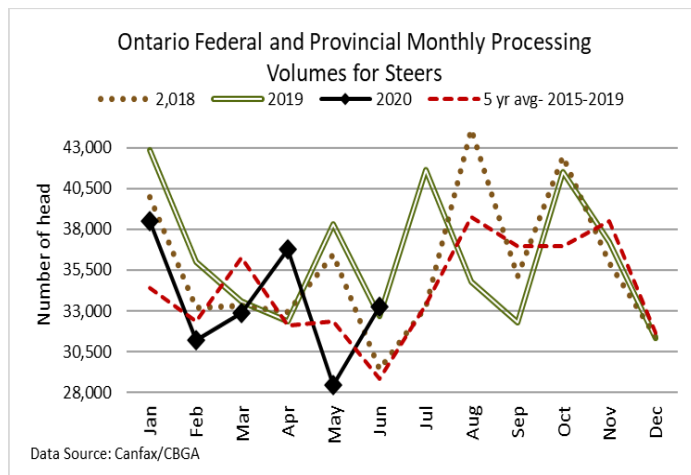
Choice and Select Steers and Heifers:	Live	93.00-100.00
	Rail	152.00-160.00

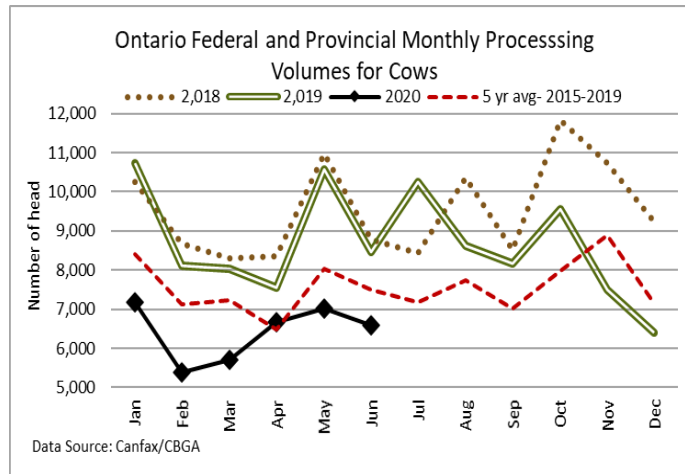
QUEBEC ELECTRONIC AUCTION MARKET (F.O.B. THE FEEDLOT)

	Price	Change from Last Week
For the week ending July 9, 2020	246.25-249.25	+4.09

FEDERALLY INSPECTED CANADIAN PROCESSING

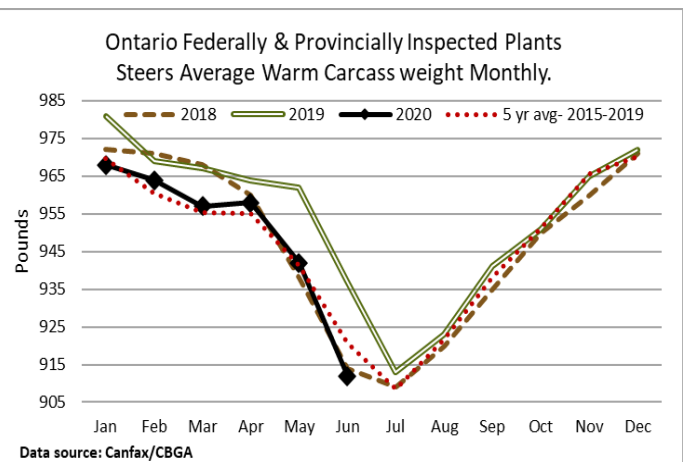
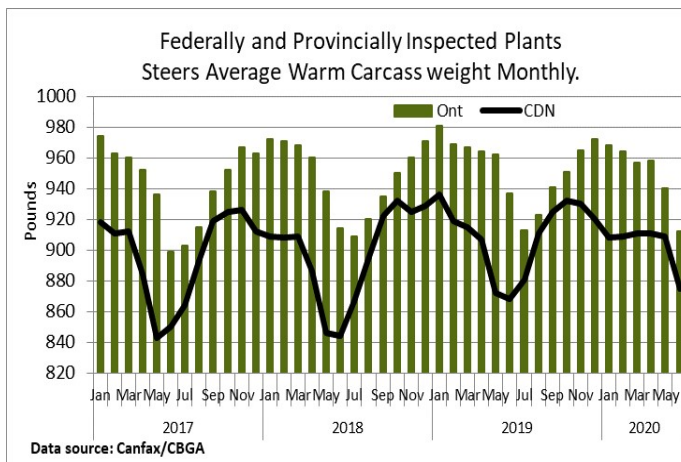
	Week Ending July 11, 2020	# of hd change from week ago	YTD	% Change (Week Ago)	% Change (Year Ago)
Grand Total	70,495	+9,110	1,462,253	+15%	-8%
Western Slaughter	58,153	+7,805	1,118,928	+16%	-9%
Eastern Slaughter	12,342	+1,305	343,325	+12%	-3%





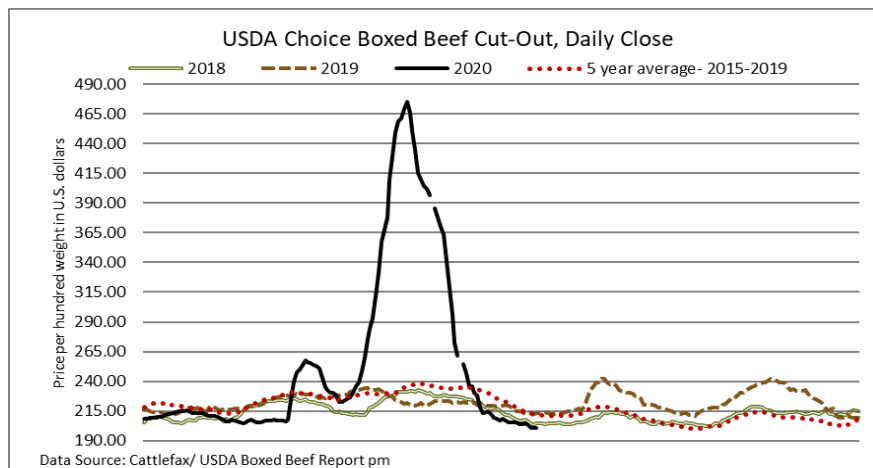
AVERAGE CARCASS WEIGHTS – CANADA

	Steers	Heifers
July 11, 2020	875	795
July 4, 2020	871	802
July 13, 2019	872	799



USDA ESTIMATED CATTLE PROCESSING VOLUME

	Week Ending July 18, 2020	Previous Week	Year Ago
Grand Total	650,000	657,000	655,000



U.S. BOXED BEEF CUT-OUT VALUES (U.S. funds)

	Choice 600-900	Select 600-900
Current Five Day Average:	202.05	191.94

BEEF EXPORTS – CANADA

	United States Jan 1- May 31/20	Change from last year YTD	Mexico Jan 1- May 31/20	Change from last year YTD
Total	111,519 tonnes	-12% or -15,382 tonnes	4,403 tonnes	-23% or -1,313 tonnes
	Japan Jan 1- May 31/20	Change from last year YTD	China Jan 1- May 31/20	Change from last year YTD
Total	17,371 tonnes	-6% or +1,200 tonnes	3,685 tonnes	-62% or -5,928 tonnes

LIVE CATTLE – CANADA

IMPORTS				EXPORTS		
		Import % change from 2019 YTD				Export % change from 2019 YTD
	Jan 1- May 31/20			Jan 1- July 4/20		
Pure bred	1,453	-26%	Slaughter steers & heifers & cows	272,247	+9%	
Non-pure bred	87,595	+12%	Feeder cattle & calves	71,799	-51%	
			Bulls	20,159	-7%	

BEEF PRODUCTION – CANADA

	Jan 1 – July 11 20/20	Last Year Same Time	% Change
Fed	518,238 tonnes	542,644 tonnes	-4%
Non-fed	77,836 tonnes	98,122 tonnes	-21%

BEEF IMPORTS – CANADA

	Jan 1 – July 11/20	Last Year Same Time	% Change
United States	61,452 tonnes	56,507 tonnes	+9%
Non-CUSMA	25,334 tonnes	23,516 tonnes	+8%
EU-28 (beef/veal total)	8,737 tonnes	3,013 tonnes	+190%
Total	101,477 tonnes	87,154 tonnes	15%

CHICAGO MERCANTILE EXCHANGE

Closing quotes on futures today were as follows:

Live Cattle			Feeder Cattle			Corn			Soybeans			Canadian \$		
Aug	103.27	+0.00	Aug	142.70	+0.10	Sep	3.330	+2.6	Aug	8.980	+4.4	Spot	73.65	-0.02
Oct	106.87	+0.27	Sep	143.32	+0.57	Dec	3.396	+2.2	Sep	8.922	+4.0	Sep	73.67	-0.01
Dec	110.70	+0.60	Oct	143.60	+0.40	Mar	3.496	+2.0	Nov	8.950	+4.0	Dec	73.68	-0.01
Feb	113.77	+0.57	Nov	143.85	+0.35	May	3.560	+1.6	Jan	8.992	+4.2	Mar	73.70	-0.01
Apr	114.97	+0.35	Jan	142.40	+0.50	Jul	3.606	+1.0	Mar	8.960	+4.4	Jun	73.68	-0.01
Jun	108.72	+0.10	Mar	141.60	+0.55	Sep	3.604	+1.2	May	8.946	+4.2	Sep	73.65	-0.01

Beef Farmers of Ontario, 130 Malcolm Road, Guelph, ON N1K 1B1 Phone: (519) 824-0334 Fax: (519) 824-9101 or email: markets@ontariobeef.com

Comments for the week ending July 16th

Larger volumes of fed cattle sold through auction markets this week as the extreme heat eased. 359 fed steers and heifers sold, which is up 139 from last week and fully steady to last year at this time. Fed steers sold from \$138.47-\$151.91 averaging \$146.74 up \$0.80 cwt from last week and \$3.86 above this time last year. Fed heifers traded from \$129.95-\$149.75 averaging \$143.03 up \$1.10 from last week and \$1.13 stronger than year ago prices. Auction markets reported a good demand with prices fully steady to stronger, up \$3.00-\$5.00 cwt. By Thursday, prices were \$3.00-\$4.00 lower than last week's higher market.

On the rail, prices this week declined as the week progressed. Prices started out the previous Friday at \$250.00 dressed for steers and \$249.00 for heifers which was up \$10.00 from the previous Wednesday. By Monday prices were sitting at \$245.00 dressed with a couple noted at \$250.00. By Wednesday of this week prices had pulled back to \$240.00 dressed for steers and \$239.00-\$240.00 for heifers with delivery the last week in July. This week's prices did average \$10.00 cwt higher than last week overall and \$3.00 above this time last year.

The Boxed Beef Report by Kevin Grier this week noted Canadian buyer activity as: "Buyers both big and smaller are staying close bought as they have little concerns about supplies and are not expecting any serious price changes higher. While they kept short, they were also active buyers as they replaced the expensive beef in inventory. Fill in business was evident from both big and small buyers. Big retailers are looking to turn the front page of the flyer back to beef. That is because of beef's competitive pricing, ample production, and the dearth of ads this spring and early summer. Beef ads should become plentiful again in August and September."

There were 2,067 fed/cull cows sold through auction markets this week, up 127 head from last week and 90 more than this time last year. Cows sold from \$62.13-\$92.64 averaging \$76.07 down \$1.17 from last week and \$2.49 lower than this time last year. Auction markets reported trade as barely steady to steady with one market noting light receipts at prices up to \$5.00 cwt higher. Trade ended the week on a softer note at barely steady prices.

Larger receipts of 2,720 stocker and feeder cattle sold through auction markets this week, up 1,688 head from last week and 557 more than the same week last year. Auction markets reported calves as active with prices steady to strong. Heavier cattle were up \$3.00-\$5.00 cwt to start, but by mid-week heavier cattle were barely steady. All classes ended the week at firm/fully steady prices. Actual average prices this week saw steers 400-500 lbs down \$3.63 from last week, 500-600 lbs down \$0.12, 600-700 lbs down \$1.75, 700-800 lbs up \$0.78, 800-900 lbs up \$18.39, 900-1000 lbs up \$6.34 and steers 1000 lbs and over averaged \$3.24 stronger than last week's weighted average prices. Heifers from 300-400 lbs were up \$1.34, 400-500 lbs up \$12.81, 500-600 lbs down \$1.20, 600-700 lbs down \$11.54, 700-800 lbs up \$2.86, 800-900 lbs up \$20.28 and heifers 900 lbs and over averaged \$13.87 stronger than last week.

The Quebec electronic market for the week ranged from \$246.25-\$249.25 dressed, up \$4.09 from last week on average.

Alberta direct trade saw sales this week from \$223.00-\$225.00 delivered on a dressed basis, fully steady to last week notes Canfax. Some live trade on a picked-up basis was reported at \$132.50 which is fully steady. Canfax noted dressed sales on a picked-up basis from \$221.50-\$223.50 cwt which is steady as well. Canfax reports: "Most of the cattle that traded this week would be lifted in 1-2 weeks. Quick lift times is helping to keep carcass weights under control. Cash to futures basis levels did weaken this week. Saskatchewan fed cattle are coming west into Alberta for slaughter."

The US cash cattle trade for the week ending July 10th, reported by the USDA Mandatory Price Report, saw live sales range from \$91.00-\$101.00, with steers averaging \$95.98 up \$1.20 from the previous week, while heifers averaged \$95.39 up \$0.50 on average. On the rail, trade ranged from \$152.00-\$160.00 dressed, with steers averaging \$157.66 up \$3.82 and heifers at \$157.60 up \$3.92 from the previous week's weighted average prices. The north was trading at a premium to the south.

This week light to moderate trade surfaced with a light trade occurring each day. Business in the south is ranging from \$95.00-\$97.00 live, mostly \$95.00-\$96.00 which is fully steady to last week's southern trade. Sales in the north are reported from \$152.00-\$160.00 dressed, majority from \$157.00-\$160.00 which is steady to \$3.00 stronger, with some live trade from \$97.00-\$100.00. Overall average prices for the week appear to be fully steady with last week. The north continues to trade at a slight premium to the south. Today, a couple of sales in the north are steady at \$157.00 dressed and \$97.00 live. The south appears to be finished for the week.