



Weekly Market Information Report for the week ending Thursday July 30, 2020

The following information is collected from various sources and disseminated by Beef Farmers of Ontario.

ONTARIO DIRECT TO PACKER RAILGRADE CATTLE TRADE

Prices are on a carcass weight basis before grade and weight discounts. Weekly Range:

A Grade Steers 240.00-245.00 (delivery in 1-2 weeks)

A Grade Heifers 239.00-245.00 (delivery in 1-2 weeks)

ONTARIO LIVE CATTLE TRADE

Ontario auction sales this week saw weighted average price ranges for:

FED CATTLE	Volume	Price Range	Average	Top	Last Week Avg
Large Frame Steers +1250	47	131.27-144.87	138.54	151.00	138.39
Medium Frame Steers +1250	71	129.77-144.05	138.70	153.50	142.09
Large & Medium Frame Steers +1250	118	131.18-146.29	139.92	153.50	141.28
Large Frame Heifers +1000	48	123.08-144.38	135.61	163.00	142.38
Medium Frame Heifers +1000	82	128.90-143.23	137.26	152.50	140.75
Large & Medium Frame Heifers +1000	130	126.20-144.03	136.37	163.00	140.66
Fed steers, Dairy & Dairy Cross +1250	64	101.63-123.48	112.78	142.00	114.87
Fed heifers, Dairy & Dairy Cross +1000	130	126.20-144.03	136.37	163.00	98.84
Cows - All Weights	1,830	62.85-94.11	77.82	152.49	76.39
Bulls - All Weights	116	96.10-129.98	112.73	152.00	114.67

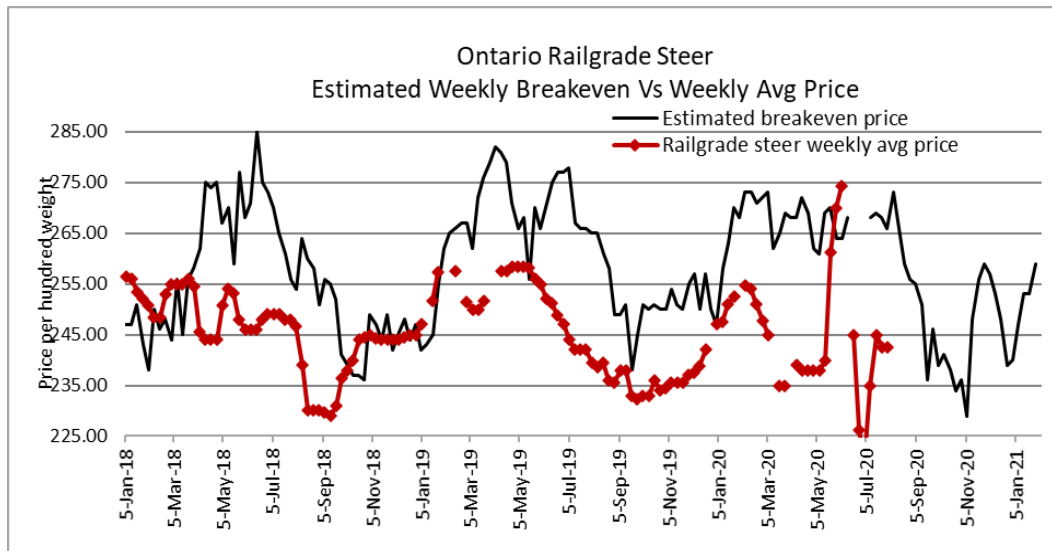
STOCKERS - Large and Medium Frame

STEERS	Volume	Price Range	Average	Top	Last Week Avg
1000+	460	162.77-179.49	172.26	187.00	169.25
900-999	288	179.74-187.99	183.95	191.00	178.32
800-899	189	176.09-198.58	186.24	208.00	187.73
700-799	101	171.83-210.20	191.18	226.00	188.99
600-699	163	176.38-231.47	206.74	250.00	207.94
500-599	156	184.78-246.06	218.15	262.00	213.51
400-499	94	188.32-258.23	230.84	280.00	222.74
-399	65	172.46-225.11	208.54	285.00	187.63

HEIFERS	Volume	Price Range	Average	Top	Last Week Avg
+900	329	147.83-164.29	157.25	175.75	137.56
800-899	114	151.62-171.68	161.04	182.75	154.95
700-799	159	151.53-179.67	169.30	198.00	169.74
600-699	102	155.18-187.74	171.34	209.00	177.18
500-599	103	155.29-197.89	177.32	212.00	177.69
400-499	81	170.91-214.07	194.19	240.00	185.95
300-399	28	194.46-217.43	206.85	250.00	186.94
-299	8	147.19-170.44	162.69	212.00	191.97

At **Kawartha Lakes Community Sale Barn, July 25, 2020** –11 fed cattle, **148** cows, **17** bulls, **68** veal, **18** stockers

	Price Range	Avg.	Top
Cows	65.00-98.00	76.78	135.00
Bulls under 1600 lbs	99.00-139.00	113.78	139.00
Bulls over 1600 lbs	106.00-130.00	117.49	130.00
Veal calves 600 lbs plus	86.00-130.00	109.67	139.00
Veal calves 125 lbs or less	30.00-145.00	70.14	145.00



The information provided on this report is based on weighted averages for actual data collected. Input costs are a guideline only and will vary from producer to producer. BFO does not take any responsibility and accepts no legal liability arising from or connected to damages or losses experienced by producers when using this information. This is to be used at your own risk.

Denfield Livestock Exchange Inc., July 28, 2020: 78 Fed Cattle, 24 Veal, 61 Cows, 2 bulls, 51 stockers

	Price Range	Average	Top
Large & Medium Frame Fed Steers +1250 lbs	136.50-149.25	144.50	153.50
Large & Medium Frame Fed Heifers +1000 lbs	139.50-147.00	143.19	152.50
Cows	58.50-98.00	77.78	107.00
Veal over 600 lbs	110.00-118.00	115.45	135.00

At Aylmer Stockyards Inc.: July 29, 2020- 38 veal, 107 Cows, 50 fed cattle, 81 stockers, 3 bulls

	Price Range	Average	Top
Fed Steers, Med & Large frame 1250 lbs +	116.50-137.00	131.89	137.00
Fed Heifers, Dairy & Dairy Cross 1000+ lbs	79.00-112.00	94.89	137.99
Cows	56.00-101.00	81.69	101.00
Veal over 600 lbs	101.49-132.00	121.39	132.00

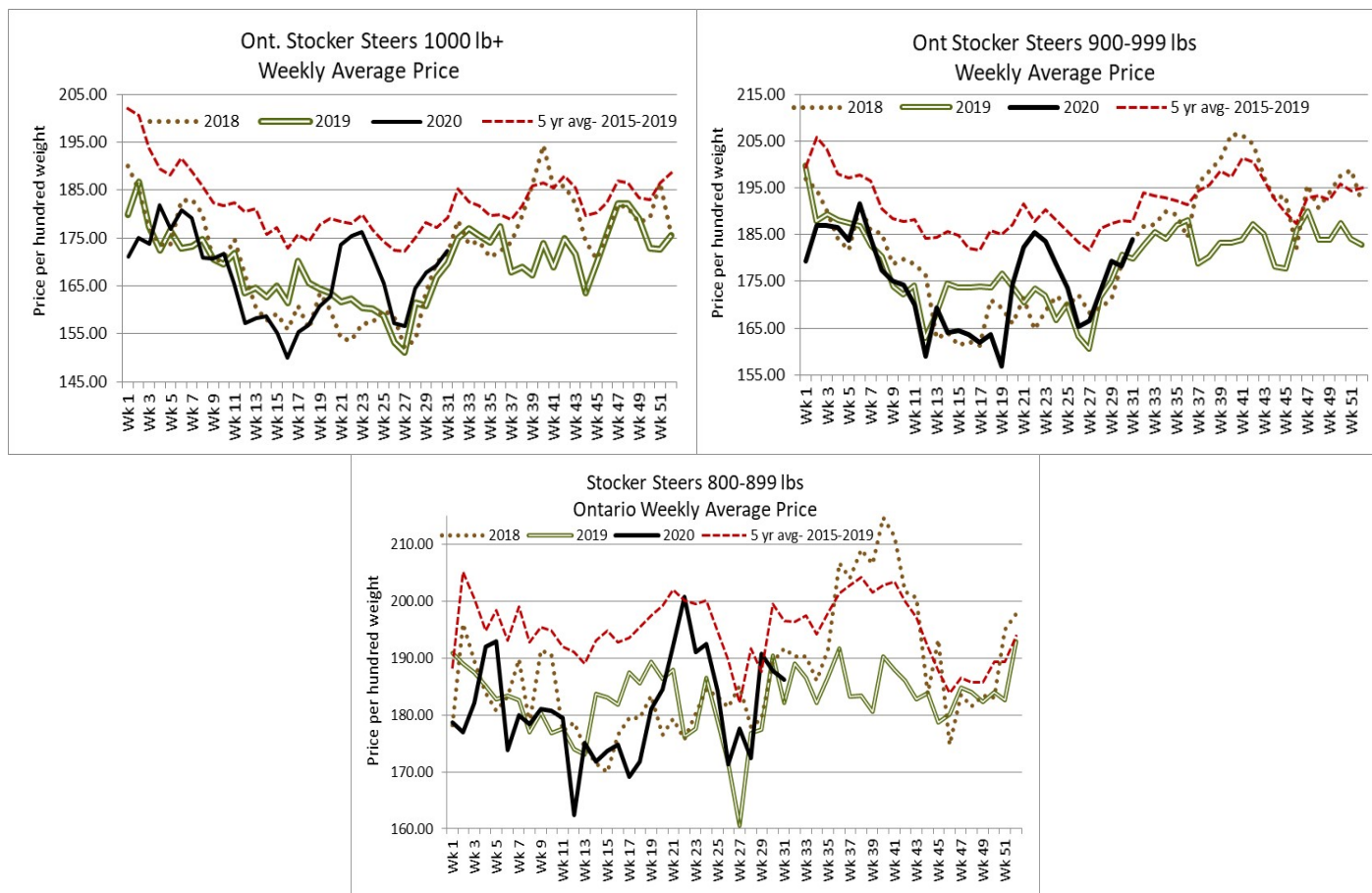
ONTARIO STOCKER & FEEDER TRADE

Stocker sale at Brussels Livestock: July 24, 2020 – 797 Stockers

Steers	Price Range	Average	Top	Heifers	Price Range	Average	Top
1000+	148.75-171.75	161.80	182.00	900+	149.50-166.25	160.50	175.75
900-999	175.00-188.00	182.39	188.00	800-899	165.50-182.75	172.95	182.75
800-899	182.00-208.00	192.91	208.00	700-799	160.00-184.00	173.93	198.00
700-799	196.00-226.00	209.70	226.00	600-699	174.00-192.00	184.20	192.00
600-699	197.50-234.00	215.25	237.00	500-599	175.00-210.00	193.06	210.00
500-599	221.00-256.00	239.44	256.00	400-499	190.00-218.00	195.86	218.00
400-499	240.00-280.00	262.50	280.00				

Stocker sale at: Community Livestock Exchange: July 28, 2020 – 149 Stockers

Steers	Price Range	Average	Top	Heifers	Price Range	Average	Top
700-799	135.00-210.99	170.99	210.99	500-599	131.00-208.00	175.89	208.00
600-699	152.49-235.00	211.79	235.00	400-499	107.49-214.99	176.80	214.99
500-599	150.00-250.99	213.39	250.99				
400-499	220.00-257.50	241.00	257.50				



Stocker sale at: **Keady Livestock Market: July 28, 2020 – 272 Stockers**

Steers	Price Range	Average	Top	Heifers	Price Range	Average	Top
900-999	185.75-187.50	186.36	188.00	900+	170.50-172.50	171.50	172.50
800-899	187.50-204.00	193.54	204.00				
600-699	193.00-217.50	201.17	217.50				
400-499	60.00-253.00	204.75	253.00				

All classes of stocker and feeder cattle sold fully steady.

Stocker sale at: **Renfrew Pontiac Livestock: July 28, 2020 – 92 Stockers**

Steers	Price Range	Average	Top	Heifers	Price Range	Average	Top
600-699	175.00-235.00	210.40	235.00	700-799	152.00-178.00	162.70	178.00
500-599	189.99-252.49	226.69	252.49	600-699	148.99-191.99	161.89	191.99
400-499	167.50-264.00	232.10	264.00	500-599	154.00-206.00	169.50	206.00
				400-499	169.99-207.50	183.49	207.50

Stocker sale at **Ontario Livestock Exchange, July 29, 2020- 431 stockers**

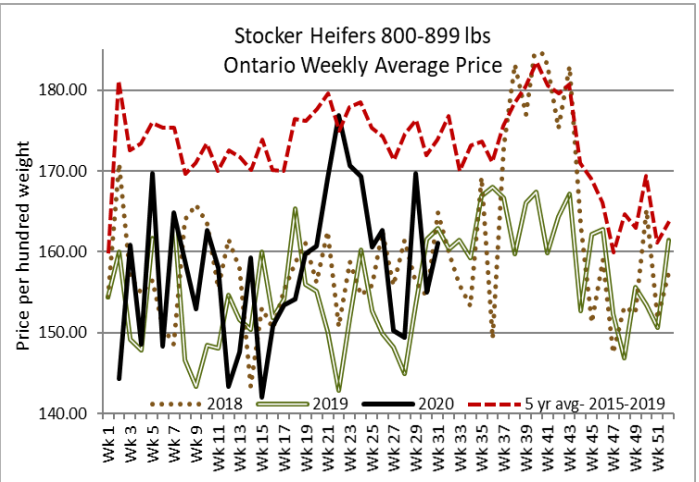
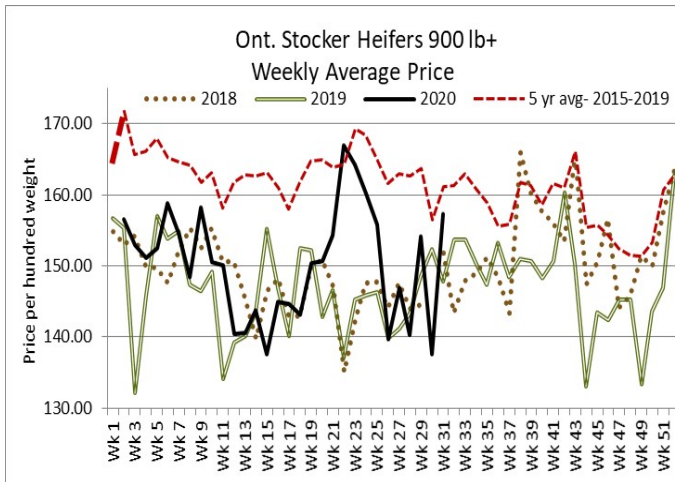
Steers	Price Range	Average	Top	Heifers	Price Range	Average	Top
1000+	171.50-187.00	180.37	187.00	900+	163.50-172.00	166.27	172.00
900-999	186.00-191.00	188.66	191.00				
800-899	185.00-196.50	193.63	196.50				

Stocker sale at **Ontario Livestock Exchange: July 30, 2020 – 201 Stockers**

Steers	Price Range	Average	Top	Heifers	Price Range	Average	Top
800-899	145.00-175.00	154.28	184.00	700-799	155.00-190.00	177.96	190.00
700-799	190.00-202.50	195.63	202.50	600-699	155.00-175.00	164.17	175.00
600-699	155.00-206.00	192.56	206.00	500-599	82.50-182.50	144.50	182.50
500-599	187.50-218.00	199.61	220.00				

Stocker sale at: **Ontario Stockyards Inc: July 30, 2020 – 308 Stockers**

Steers	Price Range	Average	Top	Heifers	Price Range	Average	Top
1000+	150.00-166.00	156.68	170.00	900+	143.00-159.00	154.74	159.00
900-999	166.00-188.50	177.91	188.50	800-899	94.00-150.00	122.65	157.00
800-899	175.00-195.50	187.87	198.00	700-799	110.00-163.00	137.90	174.00
700-799	165.00-213.00	192.68	213.00	600-699	150.00-202.00	177.71	209.00
600-699	196.00-240.00	221.57	250.00	500-599	190.00-212.00	199.31	212.00
500-599	192.50-262.00	227.17	262.00	400-499	212.50-240.00	227.75	240.00
400-499	219.00-272.00	246.99	279.00	300-399	225.00-250.00	235.95	250.00
399-	230.00-250.00	246.94	285.00				



CATTLE EXPORTS-ONTARIO

	Week ending July 4, 2020	Week ending June 27, 2020	Year to Date 2020
Total live slaughter cattle exported from Ontario to the U.S.	2,030	1,830	73,333
Steers & Heifers & Cows	1,788	1,506	66,154
Bulls	242	324	7,179

ALBERTA DIRECT TRADE

For the week ending July 30, 2020

Steers	Live FOB	N/T	Rail FOB	223.50-227.50
Heifers	Live FOB	N/T	Rail FOB	222.00-223.50

U.S. TRADE (U.S. funds)

For the week ending July 30, 2020

Choice and Select Steers and Heifers:	Live	95.00-103.00
	Rail	156.00-162.00

QUEBEC ELECTRONIC AUCTION MARKET (F.O.B. THE FEEDLOT)

	Price	Change from Last Week
For the week ending July 30, 2020	240.00-244.00	-0.74

FEDERALLY INSPECTED CANADIAN PROCESSING

	Week Ending July 25, 2020	# of hd change from week ago	YTD	% Change (Week Ago)	% Change (Year Ago)
Grand Total	62,721	-619	1,658,809	-1%	-7%
Western Slaughter	50,403	-377	1,278,264	-1%	-8%
Eastern Slaughter	12,318	-242	380,545	-2%	-3%

AVERAGE CARCASS WEIGHTS – CANADA

	Steers	Heifers
July 25, 2020	887	809
July 18, 2020	887	805
July 27, 2019	881	817

USDA ESTIMATED CATTLE PROCESSING VOLUME

	Week Ending Aug 1, 2020	Previous Week	Year Ago
Grand Total	638,000	646,000	633,000

CANADIAN BOXED BEEF CUT-OUT VALUES

Week Ending	AAA	AA
March 20, 2020	3.0139	2.9703
March 13, 2020	2.7211	2.6818
March 6, 2020	2.7207	2.6643

Please note that Canfax & CBGA have been making some changes and has resulted in a delay in information. Prices have been updated until March 20, 2020. Further updates should be available soon.

U.S. BOXED BEEF CUT-OUT VALUES (U.S. funds)

	Choice 600-900	Select 600-900
Current Five Day Average:	202.04	190.01

BEEF EXPORTS – CANADA

	United States Jan 1- May 31/20	Change from last year YTD	Mexico Jan 1- May 31/20	Change from last year YTD
Total	111,519 tonnes	-12% or -15,382 tonnes	4,403 tonnes	-23% or -1,313 tonnes
	Japan Jan 1- May 31/20	Change from last year YTD	China Jan 1- May 31/20	Change from last year YTD
Total	17,371 tonnes	-6% or -1,200 tonnes	3,685 tonnes	-62% or -5,928 tonnes

LIVE CATTLE – CANADA

IMPORTS		Import % change from 2019 YTD	EXPORTS		Export % change from 2019 YTD
Jan 1- May 31/20			Jan 1- July 18/20		
Pure bred	1,453	-26%	Slaughter steers & heifers & cows	287,133	+8%
Non-pure bred	87,595	+12%	Feeder cattle & calves	73,439	-51%
			Bulls	22,133	-5%

BEEF PRODUCTION – CANADA

	Jan 1 – July 25/20	Last Year Same Time	% Change
Fed	562,562 tonnes	587,065 tonnes	-4%
Non-fed	82,231 tonnes	103,987 tonnes	-21%

BEEF IMPORTS – CANADA

	Jan 1 – July 25/20	Last Year Same Time	% Change
United States	66,324 tonnes	61,098 tonnes	+9%
Non-CUSMA	30,385 tonnes	25,779 tonnes	+18%
EU-28 (beef/veal total)	7,550 tonnes	1,549 tonnes	+388%
Total	110,745 tonnes	92,978 tonnes	19%

CHICAGO MERCANTILE EXCHANGE

Closing quotes on futures today were as follows:

Live Cattle			Feeder Cattle			Corn			Soybeans			Canadian \$		
Aug	102.82	+1.10	Aug	144.67	+1.65	Sep	3.160	+0.2	Aug	8.974	+5.6	Spot	74.71	+0.32
Oct	107.87	+1.12	Sep	146.22	+1.80	Dec	3.270	+0.2	Sep	8.902	+3.4	Sep	74.72	+0.31
Dec	111.55	+1.10	Oct	146.65	+2.12	Mar	3.382	+0.0	Nov	8.924	+4.2	Dec	74.73	+0.31
Feb	114.55	+1.02	Nov	146.82	+2.25	May	3.460	+0.2	Jan	8.980	+4.2	Mar	74.74	+0.31
Apr	115.85	+1.20	Jan	144.60	+1.47	Jul	3.522	+0.2	Mar	8.954	+3.6	Jun	74.72	+0.31
Jun	109.95	+1.12	Mar	143.35	+1.17	Sep	3.554	+0.4	May	8.982	+4.2	Sep	74.71	+0.31

Beef Farmers of Ontario, 130 Malcolm Road, Guelph, ON N1K 1B1 Phone: (519) 824-0334 Fax: (519) 824-9161 or email: markets@ontariobeef.com

Comments for the week ending July 30th

Lighter receipts of fed steers and heifers came to market this week with only 248 head sold through auction markets, down 177 head from last week and 151 fewer than this time last year. Fed steers sold from \$131.18-\$146.29 averaging \$139.92 down \$1.36 from last week and \$0.93 below year ago prices. Fed heifers ranged from \$126.20-\$144.03 averaging \$136.37 down \$4.29 from last week and \$4.50 easier than the same time last year. Auction markets reported trade as steady to barely steady, with quality considered. By Thursday trade was \$2.00 cwt higher.

The Ontario railgrade market held fully steady this week with steers reported from \$240.00-\$245.00 dressed and heifers from \$239.00-\$245.00. Delivery of the cattle sold this week is for one to two weeks. This week's average price is up \$3.00 from the same time last year.

The Boxed Beef Report by Kevin Grier notes the overview for last week's beef trade: "The beef market showed some stability again last week versus the previous week. Overall prices were lower but the negotiated trades firmed up and appeared to find their legs. Packers did not fight the market over the past two weeks and as a result have managed to keep product moving and have kept the market in equilibrium. That balance is a welcome change for both buyers and sellers, and it encourages trading. Last week StatsCan released the June Consumer Price Index and it showed year over year beef prices were up by a whopping 22%. I expect most of the increase was due to the dearth of featuring in June compared to last year."

1,830 fed/cull cows sold through auction markets this week, down 307 from last week and 255 fewer than the same week last year. Cows ranged from \$62.85-\$94.11 averaging \$77.82 up \$1.43 from last week and \$0.59 stronger than year ago prices. Auction markets reported a good demand with active trading and prices steady to stronger.

2,440 stocker and feeder cattle sold through auction markets this week, down 231 from last week and 230 more than last year at this time. Auction markets reported trade as active with calves selling at fully steady prices. Heavier cattle were steady to stronger, with one market noting yearlings up \$1.00-\$2.00 cwt. Actual average prices this week saw steers 400-500 lbs up \$8.10 from last week on average, 500-600 lbs up \$4.64, 600-700 down \$1.20, 700-800 lbs up \$2.19, 800-900 lbs down \$1.49, 900-1000 lbs up \$5.63 and steers 1000 lbs and over averaged \$3.01 stronger than last week. Heifers 300-400 lbs were up \$19.91 on average, 400-500 lbs up \$8.24, 500-600 lbs down \$0.37, 600-700 lbs down \$5.84, 700-800 lbs down \$0.44, 800-900 lbs up \$6.09 and heifers over 900 lbs were up \$19.69 from last week's weighted average prices.

The Quebec electronic market for the week ranged from \$240.00-\$244.00 dressed, down \$0.74 from last week on average.

Alberta direct trade on Wednesday was noted from \$225.00-\$229.00 delivered on a dressed basis, up \$1.00 from last week's trade. Thursday saw a light test from \$225.00-\$227.00 which is steady to last week. On a picked up basis trade was reported from \$222.00-\$227.50 with steers averaging \$223.97 up \$0.30 while heifers averaged \$222.25 down \$1.39. Canfax reports: "Competition on the cash market has been decent with both major packers buying cattle this week. Some cattle have been pulled off this week's cash list and these cattle will instead be marketed on the grid. Cattle that traded on the cash market would be picked up in 1-4 weeks. With the long weekend up coming, packers are not expected to work this Saturday."

The US cash cattle trade for the week ending July 24th, was steady to \$1.00 stronger on average. Live sales reported by the USDA Mandatory Price Report for the week ranged from \$93.00-\$102.00 live, with the bottom of the range in the south and the top of the range in the north. Live prices for steers averaged \$97.24 up \$0.88 from the previous week while heifers averaged \$96.71 up \$0.98. On the rail prices ranged from \$155.00-\$161.00 dressed, with steers averaging \$158.10 up \$0.54 and heifers \$157.94 up \$0.42.

This week light to moderate trade surfaced on both Tuesday and Wednesday. Tuesday, a good number of cattle sold in the south from \$95.00-\$97.75 live, which is anywhere from \$1.00 lower than last week's southern trade, to \$1.00 higher on average. On Wednesday at the online auction market, there were 1,507 head on offer, in 9 lots all from the south, with delivery in 1-17 days. Asking prices ranged from \$97.00-\$98.00 live, with seven lots selling from \$97.00-\$97.50, which is up \$2.00 from last week's online prices. Two lots asking \$98.00 received no bids. On the cash market Wednesday, trade in the south was steady to Tuesday's range, but \$1.00 above last week from \$95.00-\$98.00, mostly \$97.00-\$97.50. In the north business was reported at \$160.00 dressed, up \$2.00 from last week's average prices. A few sales in Iowa were noted at \$102.00 live, up \$2.00 from last week's trade in that area. Thursday saw a light test in Nebraska at \$160.00-\$162.00 dressed, mostly \$160.00 which is steady to the week's increases with a few sales from \$98.00-103.00 live. A handful of cattle traded in the south at \$97.00-\$97.50 up \$1.00 from last week and steady to early week trade. Trade in the south appears to be completed for the week, however bids in the north today are up \$3.00 from the week's trade at \$163.00 dressed, but no trade has developed at time of reporting.