



Weekly Market Information Report for the week ending Thursday August 6, 2020

The following information is collected from various sources and disseminated by Beef Farmers of Ontario.

ONTARIO DIRECT TO PACKER RAILGRADE CATTLE TRADE

Prices are on a carcass weight basis before grade and weight discounts. Weekly Range:

A Grade Steers 240.00-245.00 – mostly 245.00 (delivery spot to the week of August 10th)

A Grade Heifers 239.00-245.00 – mostly 245.00 (delivery spot to the week of August 10th)

ONTARIO LIVE CATTLE TRADE

Ontario auction sales this week saw weighted average price ranges for:

FED CATTLE	Volume	Price Range	Average	Top	Last Week Avg
Large Frame Steers +1250	52	136.78-148.46	143.51	153.50	138.54
Medium Frame Steers +1250	52	137.87-150.74	144.62	171.50	138.70
Large & Medium Frame Steers +1250	104	136.56-149.50	144.02	171.50	139.92
Large Frame Heifers +1000	34	119.91-147.46	137.72	152.00	135.61
Medium Frame Heifers +1000	48	123.21-144.88	136.64	159.00	137.26
Large & Medium Frame Heifers +1000	82	124.10-147.09	138.32	159.00	136.37
Fed steers, Dairy & Dairy Cross +1250	77	104.50-127.75	114.44	134.00	112.78
Fed heifers, Dairy & Dairy Cross +1000	106	80.05-108.98	98.64	141.25	136.37
Cows - All Weights	1,713	64.35-95.02	78.99	118.00	77.82
Bulls - All Weights	89	100.05-123.27	111.34	150.00	112.73

STOCKERS - Large and Medium Frame

STEERS	Volume	Price Range	Average	Top	Last Week Avg
1000+	652	165.73-183.41	172.33	188.00	172.26
900-999	270	179.99-192.96	185.92	200.00	183.95
800-899	102	157.49-194.03	181.23	211.00	186.24
700-799	140	176.60-210.71	196.74	234.00	191.18
600-699	170	179.88-227.98	211.32	265.00	206.74
500-599	186	180.32-245.23	221.91	268.00	218.15
400-499	98	204.20-265.93	240.72	285.00	230.84
-399	50	182.51-251.78	223.70	283.00	208.54

HEIFERS	Volume	Price Range	Average	Top	Last Week Avg
+900	253	154.11-171.94	162.86	177.50	157.25
800-899	57	136.24-160.63	150.98	177.00	161.04
700-799	87	166.44-187.39	178.49	198.00	169.30
600-699	177	168.36-197.41	184.21	219.00	171.34
500-599	113	171.79-204.12	190.23	225.00	177.32
400-499	50	146.32-207.58	184.37	230.00	194.19
300-399	33	154.31-211.78	190.60	233.99	206.85
-299	9	161.56-203.33	181.77	230.00	162.69

At Kawartha Lakes Co-op Auction Market: August 3, 2020 – 135 cows, 9 bulls, 29 veal, 15 stockers, 2 fed cattle

	Price Range	Average	Top
Cows	68.00-96.00	79.62	102.50
Veal 600 lbs +	103.00-135.00	110.18	135.00

Wednesday August 26th @ 10:00 am- Special Stocker Sale!

Denfield Livestock Exchange Inc., August 4, 2020: 71 Fed Cattle, 14 Veal, 55 Cows, 5 bulls, 0 stockers

	Price Range	Average	Top
Large & Medium Frame Fed Steers +1250 lbs	140.00-152.00	146.43	171.50
Large & Medium Frame Fed Heifers +1000 lbs	135.50-149.75	142.68	159.00
Cows	66.00-94.00	78.94	109.00
Veal over 600 lbs	112.00-118.00	115.00	136.00

At Aylmer Stockyards Inc.: August 5, 2020- 24 veal, 133 Cows, 37 fed cattle, 34 stockers, 5 bulls

	Price Range	Average	Top
Fed Heifers, Dairy & Dairy Cross 1000+ lbs	72.49-112.50	101.69	112.50
Cows	56.00-101.49	80.80	101.49
Veal over 600 lbs	102.00-153.00	120.39	153.00

ONTARIO STOCKER & FEEDER TRADE

Stocker sale at Brussels Livestock: July 31, 2020 – 609 Stockers

Steers	Price Range	Average	Top	Heifers	Price Range	Average	Top
1000+	161.50-175.00	168.17	179.50	900+	159.25-172.75	164.68	177.50
900-999	176.00-192.50	185.77	192.50	800-899	137.00-162.00	152.86	174.50
800-899	173.00-202.50	191.93	202.50	700-799	153.00-180.00	166.80	180.00
700-799	177.00-217.00	201.89	217.00	600-699	180.00-201.00	193.03	201.00
600-699	203.00-225.00	218.33	225.00	500-599	177.00-194.00	186.09	205.00
500-599	221.00-250.00	237.35	250.00	400-499	135.00-212.00	172.33	212.00
400-499	251.00-272.00	263.86	272.00				
399-	240.00-283.00	258.00	283.00				

Stocker sale at Vankleek Hill Livestock Exchange: August 3, 2020 – 115 Stockers

Steers	Price Range	Average	Top	Heifers	Price Range	Average	Top
800-899	158.00-206.00	191.27	206.00	600-699	166.00-183.00	175.40	183.00
700-799	176.00-214.00	200.95	214.00				
600-699	180.00-231.00	207.89	231.00				
500-599	190.00-236.00	215.43	236.00				
400-499	188.00-258.00	236.87	258.00				

Stocker sale at: Community Livestock Exchange: August 4, 2020 – 139 Stockers

Steers	Price Range	Average	Top	Heifers	Price Range	Average	Top
700-799	176.00-218.00	194.99	218.00	600-699	164.99-186.00	181.20	186.00
600-699	122.50-212.50	191.19	212.50	500-599	160.00-200.00	180.69	200.00
500-599	150.00-245.99	222.69	245.99	400-499	135.00-229.99	192.90	229.99
400-499	189.99-285.00	245.29	285.00				

Stocker sale at: Keady Livestock Market: August 4, 2020 – 226 Stockers

Steers	Price Range	Average	Top	Heifers	Price Range	Average	Top
1000+	163.50-179.00	166.73	179.00	700-799	190.00-198.00	194.62	198.00
900-999	188.00-192.25	189.39	192.25	600-699	138.00-219.00	187.12	219.00
700-799	199.00-220.00	212.90	220.00	500-599	190.00-202.50	192.08	202.50
600-699	197.50-248.00	225.86	265.00	400-499	122.50-230.00	203.13	230.00
400-499	210.00-231.00	220.50	231.00				

Stocker sale at: **Renfrew Pontiac Livestock: August 4, 2020 – 134 Stockers**

Steers	Price Range	Average	Top	Heifers	Price Range	Average	Top
700-799	130.00-220.00	204.80	220.00	700-799	154.00-162.99	156.69	162.99
600-699	150.00-222.99	186.40	222.99	600-699	181.00-206.00	197.39	206.00
500-599	139.99-243.99	220.99	243.99	500-599	144.99-208.00	193.79	208.00
400-499	233.00-270.99	257.79	270.99				
399-	220.00-275.00	251.69	275.00				

Stocker sale at **Ontario Livestock Exchange, August 5, 2020- 520 stockers**

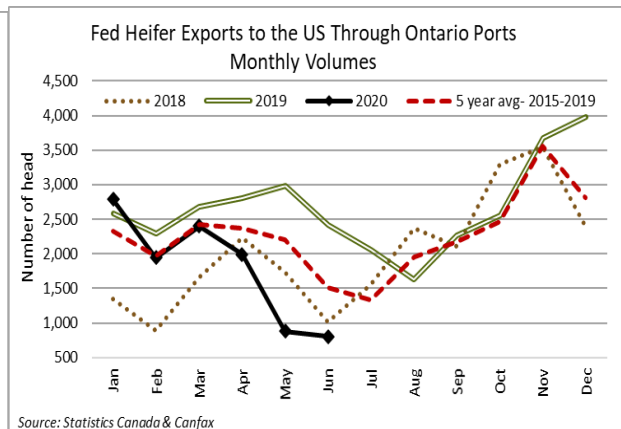
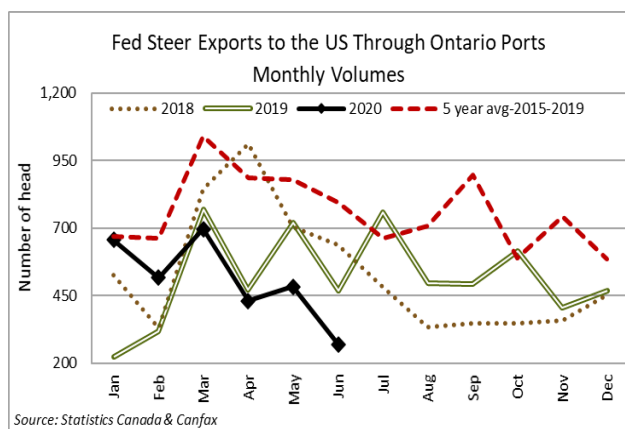
Steers	Price Range	Average	Top	Heifers	Price Range	Average	Top
1000+	169.00-188.00	175.29	188.00	900+	176.00-176.50	176.28	176.50
900-999	176.00-200.00	184.83	200.00				

Stocker sale at **Ontario Livestock Exchange: August 6, 2020 – 190 Stockers**

Steers	Price Range	Average	Top	Heifers	Price Range	Average	Top
1000+	144.00-163.00	154.57	163.00	700-799	161.00-180.00	169.57	180.00
800-899	70.00-173.50	141.95	173.50	600-699	165.00-180.00	170.63	217.50
700-799	182.50-192.50	184.52	193.00				
600-699	142.50-191.00	175.10	215.00				
500-599	150.00-212.50	191.25	212.50				
400-499	147.50-210.00	169.58	245.00				
399-	135.00-247.50	216.67	247.50				

Stocker sale at: **Ontario Stockyards Inc: August 6, 2020 – 443 Stockers**

Steers	Price Range	Average	Top	Heifers	Price Range	Average	Top
1000+	159.00-181.50	170.44	181.50	900+	142.00-177.00	158.03	177.00
900-999	174.00-194.00	189.80	194.00	800-899	155.00-171.00	162.83	175.00
800-899	182.00-211.00	198.81	211.00	700-799	161.00-196.00	182.52	196.00
700-799	178.00-224.50	205.46	234.00	600-699	175.00-210.00	188.61	210.00
600-699	209.00-249.00	232.42	252.50	500-599	177.50-225.00	203.02	225.00
500-599	195.00-268.00	232.69	268.00	400-499	140.00-202.00	178.76	230.00
400-499	200.00-261.00	238.10	261.00	300-399	175.00-220.00	196.05	220.00
399-	167.50-237.00	208.36	237.00				



CATTLE EXPORTS-ONTARIO

Week ending July 18, 2020

Week ending July 11, 2020

Year to Date
2020

Total live slaughter cattle
exported from Ontario to the U.S.

1,776

1,557

76,655

Steers & Heifers & Cows

1,545

1,296

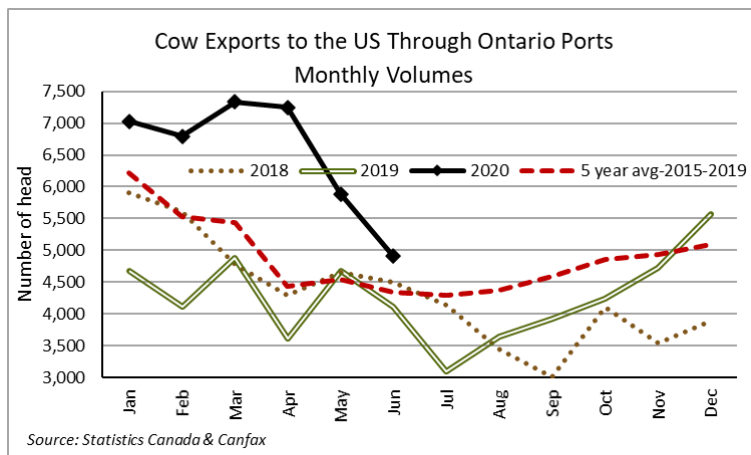
68,984

Bulls

231

261

7,671



ALBERTA DIRECT TRADE

For the week ending August 6, 2020

Steers	Live FOB	N/T	Rail FOB	222.75-224.00
Heifers	Live FOB	N/T	Rail FOB	223.50-228.50

U.S. TRADE (U.S. funds)

For the week ending August 6, 2020

Choice and Select Steers and Heifers:	Live	99.00-105.00
	Rail	160.50-168.00

QUEBEC ELECTRONIC AUCTION MARKET (F.O.B. THE FEEDLOT)

	Price	Change from Last Week
For the week ending August 6, 2020	242.00-243.50	+0.63

FEDERALLY INSPECTED CANADIAN PROCESSING

	Week Ending Aug 1, 2020	# of hd change from week ago	YTD	% Change (Week Ago)	% Change (Year Ago)
Grand Total	62,549	-172	1,721,358	-0%	-7%
Western Slaughter	49,995	-408	1,328,259	-1%	-8%
Eastern Slaughter	12,554	+236	393,099	+2%	-3%

AVERAGE CARCASS WEIGHTS – CANADA

	Steers	Heifers
July 25, 2020	887	809
July 18, 2020	887	805
July 27, 2019	881	817

USDA ESTIMATED CATTLE PROCESSING VOLUME

	Week Ending Aug 1, 2020	Previous Week	Year Ago
Grand Total	633,000	638,000	647,000

CANADIAN BOXED BEEF CUT-OUT VALUES

Week Ending	AAA	AA
March 20, 2020	3.0139	2.9703
March 13, 2020	2.7211	2.6818
March 6, 2020	2.7207	2.6643

Please note that Canfax & CBGA have been making some changes and has resulted in a delay in information. Prices have been updated until March 20, 2020. Further updates should be available soon.

U.S. BOXED BEEF CUT-OUT VALUES (U.S. funds)

	Choice 600-900	Select 600-900
Current Five Day Average:	204.68	190.71

BEEF EXPORTS – CANADA

	United States	Change from last year YTD	Mexico	Change from last year YTD
	Jan 1- Jun 30/20		Jan 1- Jun 30/20	
Total	141,871 tonnes	-9% or -13,642 tonnes	5,494 tonnes	-24% or -1,755 tonnes
	Japan	Change from last year YTD	China	Change from last year YTD
	Jan 1- Jun 30/20		Jan 1- Jun 30/20	
Total	20,290 tonnes	-10% or -2,332 tonnes	3,961 tonnes	-65% or -7,298 tonnes

LIVE CATTLE – CANADA

IMPORTS			EXPORTS		
		Import % change from 2019 YTD			Export % change from 2019 YTD
Jan 1- Jun 30/20			Jan 1- July 25/20		
Pure bred	1,719	-16%	Slaughter steers & heifers & cows	294,447	+9%
Non-pure bred	104,780	+14%	Feeder cattle & calves	74,660	-51%
			Bulls	23,151	-3%

BEEF PRODUCTION – CANADA

	Jan 1 – Aug 1/20	Last Year Same Time	% Change
Fed	584,522 tonnes	608,252 tonnes	-4%
Non-fed	84,372 tonnes	106,678 tonnes	-21%

BEEF IMPORTS – CANADA

	Jan 1 – Aug 1/20	Last Year Same Time	% Change
United States	68,637 tonnes	63,272 tonnes	+8%
Non-CUSMA	31,785 tonnes	26,519 tonnes	+20%
EU-28 (beef/veal total)	7,749 tonnes	1,661 tonnes	+367%
Total	114,967 tonnes	96,143 tonnes	+20%

CHICAGO MERCANTILE EXCHANGE

Closing quotes on futures today were as follows:

Live Cattle	Feeder Cattle	Corn	Soybeans	Canadian \$
Aug 102.80 +0.17	Aug 142.72 -0.75	Sep 3.076 -3.4	Aug 8.702 -10.4	Spot 74.70 -0.53
Oct 106.45 -0.52	Sep 145.12 -0.75	Dec 3.206 -3.0	Sep 8.656 -9.0	Sep 74.71 -0.54
Dec 110.07 -0.87	Oct 146.40 -0.37	Mar 3.326 -2.6	Nov 8.674 -10.4	Dec 74.72 -0.54
Feb 113.80 -0.70	Nov 146.97 -0.15	May 3.412 -2.4	Jan 8.740 -10.4	Mar 74.73 -0.54
Apr 116.32 -0.22	Jan 144.20 -0.05	Jul 3.476 -2.6	Mar 8.770 -10.0	Jun 74.72 -0.54
Jun 109.80 -0.47	Mar 142.72 +0.22	Sep 3.526 -2.6	May 8.812 -10.0	Sep 74.70 -0.54

Beef Farmers of Ontario, 130 Malcolm Road, Guelph, ON N1K 1B1 Phone: (519) 824-0334 Fax: (519) 824-9161 or email: markets@ontariobeef.com

Comments for the week ending August 6th

Continued light receipts of fed steers and heifers were sold through auction markets this week at 186 head, down 62 from last week and 145 less than the same time last year. Fed steers ranged from \$136.56-\$149.50 averaging \$144.02 up \$4.10 from last week and \$4.52 above year ago prices. Fed heifers ranged from \$124.10-\$147.09 with a weekly weighted average of \$138.32 up \$1.95 from last week and \$1.21 higher than year ago prices. Auction markets reported trade as active with prices fully steady to \$2.00 higher.

Ontario railgrade prices improved this week with prices the previous Friday steady, from \$240.00-\$245.00 dressed for steers and \$239.00-\$245.00 for heifers. From Tuesday to Thursday of this week sales were sitting at \$245.00 dressed for steers and \$244.00-\$245.00 for heifers, with delivery this week and next week. This week's average price is up \$1.75 from last week on average \$5.75 stronger than last year at this time.

Lighter receipts of 1,713 fed/cull cows sold through auction markets this week down 117 from last week and 329 fewer than this time last year. Cows sold from \$64.35-\$95.02 averaging \$78.99 up \$1.17 from last week and \$1.80 stronger than year ago prices. Auction markets reported trade as barely steady to steady to start but as the week progressed, trade was stronger and ended the week up \$2.00 cwt.

There were 2,447 stocker and feeder cattle sold through auction markets, fully steady to last week but 174 more than last year at this time. Auction markets reported trade on calves as steady to fully steady. Yearlings sold steady to stronger. Actual average prices this week saw steers 400-500 lbs up \$9.88 from last week on average, 500-600 lbs up \$3.76, 600-700 lbs up \$4.58, 700-800 lbs up \$5.56, 800-900 lbs down \$5.01, 900-1000 lbs up \$1.97 and steers 1000 lbs and over averaged \$0.07 stronger than last week's weighted average prices. Heifers 400-500 lbs were down \$9.82 from last week, 500-600 lbs up \$12.91, 600-700 lbs up \$12.87, 700-800 lbs up \$9.19, 800-900 lbs down \$10.06 on very limited volumes and heifers 900 lbs and over averaged \$5.61 higher than last week.

The Quebec electronic market for the week ranged from \$242.00-\$243.50 dressed, up \$0.63 from last week on average.

Alberta direct trade this week ranged from \$225.00-\$230.00 cwt delivered on a dressed basis, steady to \$1.00 stronger than last week. Canfax also noted prices on a picked-up basis from \$222.75-\$228.50 dressed with steers averaging \$223.52 down \$0.45 on average while heifers averaged \$224.34 up \$2.09 from last week. Canfax reports: "Prices were once again higher for late August/early September delivery versus cattle trading for immediate delivery."

The US cash cattle trade for the week ending July 31st, was slightly stronger than the previous week with the north continuing to trade at a premium to the south. Overall sales for the week reported by the USDA Mandatory Price Report ranged from \$95.00-\$103.00 live, with steers averaging \$98.66 up \$1.42 and heifers \$98.01 up \$1.30 from the previous week on average. Southern trade was mostly \$97.00 while northern trade was generally \$100.00 live. On the rail dressed prices ranged from \$156.00-\$162.00, with steers averaging \$160.03 up \$1.93 while heifers averaged \$160.00 up \$2.06 from the previous week.

This week, Tuesday saw a light trade in Kansas at \$100.00 live up \$3.00 from last week's southern trade, while a few deals in Texas were noted at \$99.00 live up \$2.50 from last week's prices in that area. Wednesday, at the Fed Cattle Exchange online auction, there were 1,474 head on offer, in 8 lots with delivery in 1-17 days. The market was very active with asking prices from \$98.00-\$100.00 live, mostly \$100.00. Seven out of the eight lots were bid on and sold from \$99.75-\$100.00 live up \$2.50-\$3.00 from last week's trade. On the cash market Wednesday, light to moderate trade continued in the south from \$99.00-\$100.00 live, up \$2.00-\$3.00 from last week. Bids in the north surfaced from \$160.00-\$162.00 dressed, steady to \$2.00 stronger but sellers passed the bids. Thursday a light trade developed in all feeding states with business in the south steady to another dollar higher from \$100.00-\$105.00 live, mostly 100.00-\$101.00 up \$3.00 from last week, while trade in the north was from \$163.00-\$168.00 dressed, majority at \$163.00 up \$3.00 on average.