



Weekly Market Information Report for the week ending Thursday August 27, 2020

The following information is collected from various sources and disseminated by Beef Farmers of Ontario.

ONTARIO DIRECT TO PACKER RAILGRADE CATTLE TRADE

Prices are on a carcass weight basis before grade and weight discounts. Weekly Range:

A Grade Steers 243.00-245.00

A Grade Heifers 243.00-245.00

ONTARIO LIVE CATTLE TRADE

Ontario auction sales this week saw weighted average price ranges for:

FED CATTLE	Volume	Price Range	Average	Top	Last Week Avg
Large Frame Steers +1250	65	126.98-154.83	140.52	166.00	144.40
Medium Frame Steers +1250	94	136.07-150.24	143.96	184.00	145.24
Large & Medium Frame Steers +1250	159	132.42-152.23	142.54	184.00	144.99
Large Frame Heifers +1000	56	127.72-149.23	138.97	159.50	144.20
Medium Frame Heifers +1000	77	117.51-151.68	133.97	174.00	139.02
Large & Medium Frame Heifers +1000	133	125.36-154.04	137.96	174.00	140.29
Fed steers, Dairy & Dairy Cross +1250	118	102.32-116.07	110.47	128.50	110.80
Fed heifers, Dairy & Dairy Cross +1000	78	79.60-113.57	96.81	132.00	100.09
Cows - All Weights	2,057	61.46-91.40	75.62	132.00	78.15
Bulls - All Weights	149	88.30-119.33	103.67	136.00	109.26

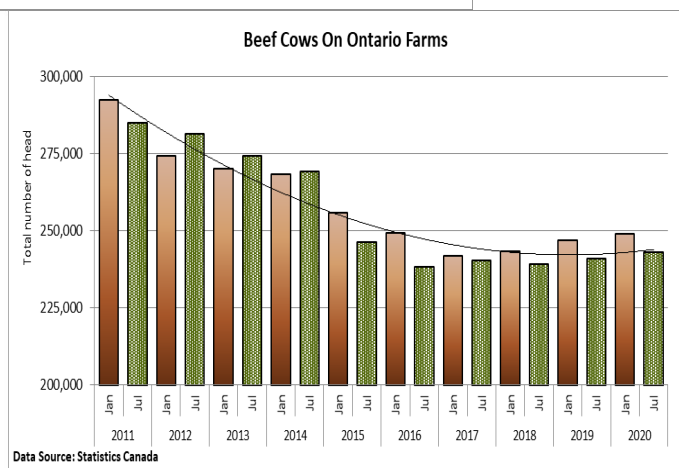
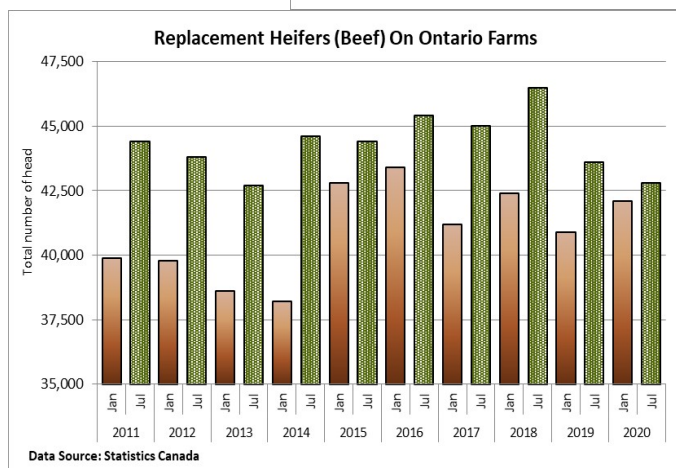
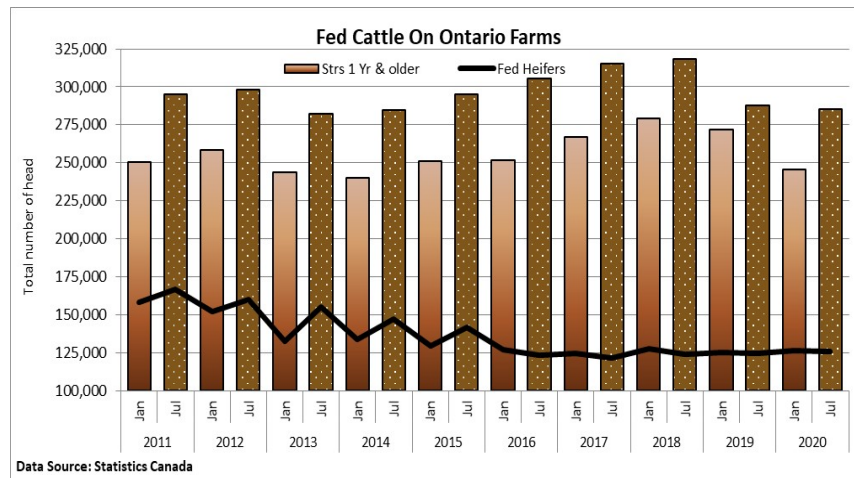
STOCKERS - Large and Medium Frame

STEERS	Volume	Price Range	Average	Top	Last Week Avg
1000+	907	161.89-185.43	175.00	191.00	178.11
900-999	500	175.15-195.86	187.09	204.50	187.44
800-899	277	174.04-203.03	194.61	214.25	192.37
700-799	225	170.53-209.15	194.04	224.00	199.35
600-699	368	179.81-230.75	211.61	251.00	210.57
500-599	331	194.54-248.23	227.66	264.00	217.19
400-499	148	213.82-260.93	240.02	292.50	227.03
-399	95	191.26-266.09	236.00	292.49	204.06

HEIFERS	Volume	Price Range	Average	Top	Last Week Avg
+900	241	139.92-168.87	158.02	183.75	165.41
800-899	238	163.09-183.39	176.06	190.00	168.33
700-799	171	148.72-184.10	171.47	209.00	180.57
600-699	266	157.80-204.14	183.16	225.00	179.30
500-599	232	156.25-203.95	183.65	241.00	182.22
400-499	148	164.89-218.14	192.10	260.00	194.35
300-399	49	155.73-210.50	185.90	285.00	179.41
-299	26	152.98-202.40	178.82	252.49	219.00

At **Kawartha Lakes Community Sale Barn, August 22, 2020** – 2 fed cattle, 140 cows, 13 bulls, 42 veal, 34 stockers

	Price Range	Avg.	Top
Cows	65.00-95.00	76.95	113.00
Bulls under 1600 lbs	100.00-112.50	104.90	112.50
Bulls over 1600 lbs	108.00-132.00	118.12	132.00
Veal calves 600 lbs & over	113.00-147.50	121.17	147.50
Veal calves 125 lbs or less	31.58-135.00	58.75	135.00



Denfield Livestock Exchange Inc., August 25, 2020: 154 Fed Cattle, 13 Veal, 82 Cows, 4 bulls, 23 stockers

	Price Range	Average	Top
Large & Medium Frame Fed Steers +1250 lbs	141.00-152.75	146.70	184.00
Large & Medium Frame Fed Heifers +1000 lbs	129.00-162.00	143.28	174.00
Cows	68.00-92.50	80.33	106.00
Veal over 600 lbs	100.00-116.00	111.15	161.00

At Aylmer Stockyards Inc.: August 19, 2020 - 36 veal, 176 Cows, 36 fed cattle, 83 stockers, 5 bulls

	Price Range	Average	Top
Fed Heifers, Dairy & Dairy Cross 1000+ lbs	70.99-130.00	100.49	130.00
Cows	53.50-104.00	79.80	132.00
Veal over 600 lbs	102.49-125.00	114.70	125.00

ONTARIO STOCKER & FEEDER TRADE

Stocker sale at **Brussels Livestock: August 21, 2020 – 898 Stockers**

Steers	Price Range	Average	Top	Heifers	Price Range	Average	Top
1000+	158.00-177.00	170.23	185.50	900+	152.00-171.00	166.24	183.75
900-999	172.00-186.50	179.91	196.00	800-899	177.00-187.75	181.05	187.75
800-899	170.00-205.50	191.80	205.50	700-799	154.00-188.00	177.47	202.00
700-799	175.00-211.25	201.39	211.25	600-699	161.00-206.00	186.44	208.00
600-699	187.00-230.00	211.73	230.00	500-599	180.00-210.00	190.49	210.00
500-599	190.00-238.00	221.90	246.00	400-499	166.00-227.00	193.63	227.00
400-499	216.00-258.00	243.58	273.00	300-399	132.00-207.00	158.67	218.00
399	242.00-274.00	263.27	274.00	299-	160.00-210.00	200.83	210.00

Stocker sale at: **Community Livestock Exchange: August 25, 2020 – 121 Stockers**

Steers	Price Range	Average	Top	Heifers	Price Range	Average	Top
600-699	135.00-222.00	202.80	222.00	600-699	180.00-206.99	189.19	206.99
500-599	197.50-258.99	233.89	258.99	500-599	158.00-189.99	173.59	189.99
400-499	225.00-247.99	236.90	260.00	400-499	144.99-204.99	178.09	204.99

Stocker sale at: **Keady Livestock Market: August 25, 2020 – 499 Stockers**

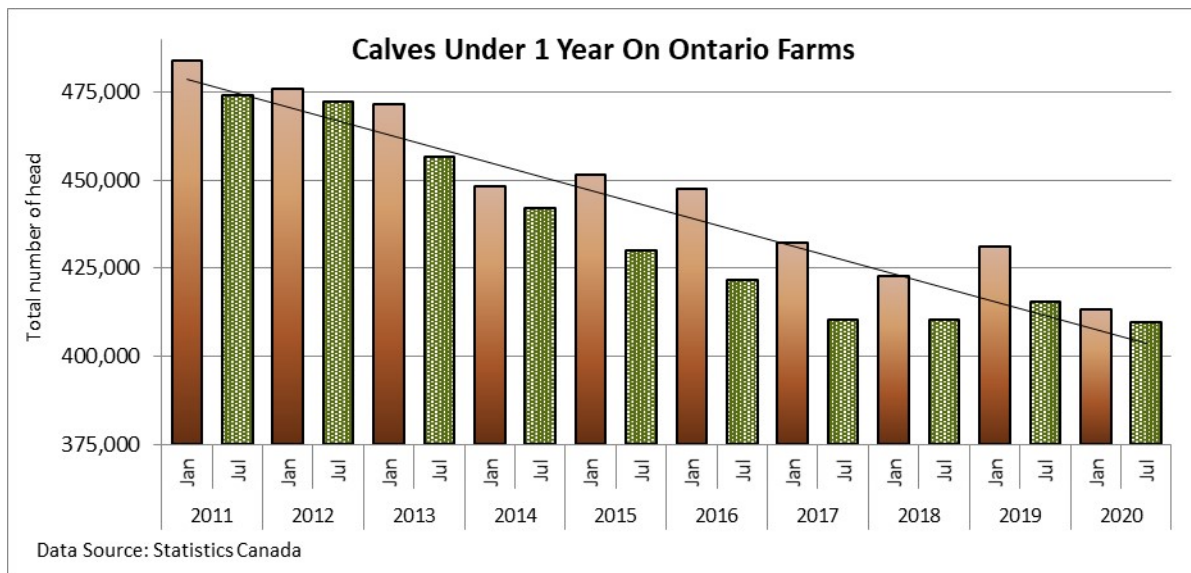
Steers	Price Range	Average	Top	Heifers	Price Range	Average	Top
1000+	189.00-191.00	190.07	191.00	700-799	189.00-209.00	204.56	209.00
900-999	189.50-201.25	194.51	203.00	600-699	205.00-225.00	218.75	225.00
800-899	208.50-214.25	211.11	214.25	500-599	181.00-212.50	198.22	229.00
600-699	227.00-251.00	239.83	251.00				
500-599	202.50-243.00	227.08	243.00				
400-499	180.00-265.00	222.50	265.00				

Stocker sale at: **Renfrew Pontiac Livestock: August 25, 2020 – 162 Stockers**

Steers	Price Range	Average	Top	Heifers	Price Range	Average	Top
700-799	143.99-212.99	195.70	212.99	600-699	155.00-203.50	186.49	203.50
600-699	130.00-234.50	210.30	234.50	500-599	159.00-210.00	190.90	210.00
500-599	135.00-247.00	223.60	247.00	400-499	135.00-212.50	187.00	212.50
400-499	185.00-277.00	234.69	277.00	300-399	160.00-189.99	177.40	285.00
399-	210.00-272.99	254.00	272.99				

Stocker sale at **Ontario Livestock Exchange, August 26, 2020- 670 stockers**

Steers	Price Range	Average	Top	Heifers	Price Range	Average	Top
1000+	169.50-189.50	178.63	189.50	900+	164.00-181.50	174.33	181.50
900-999	182.50-196.00	188.66	196.00				
800-899	158.00-190.00	174.56	190.00				



Stocker sale at **Ontario Livestock Exchange: August 27, 2020 – 343 Stockers**

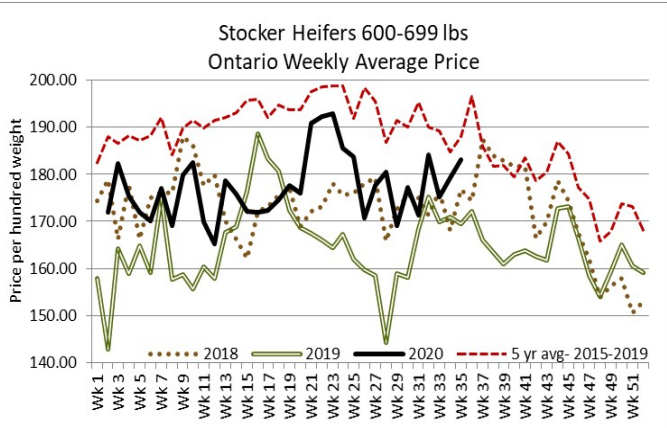
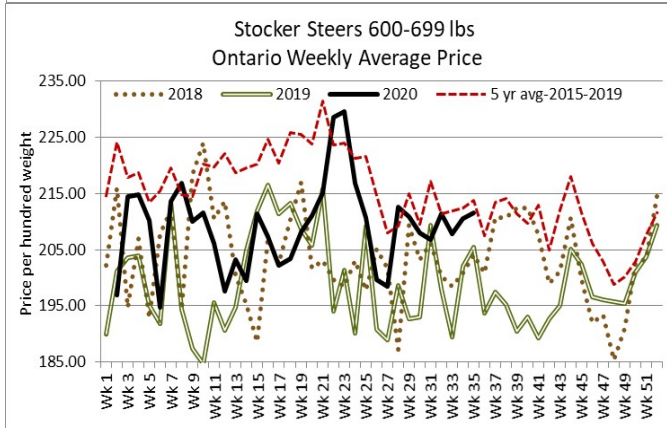
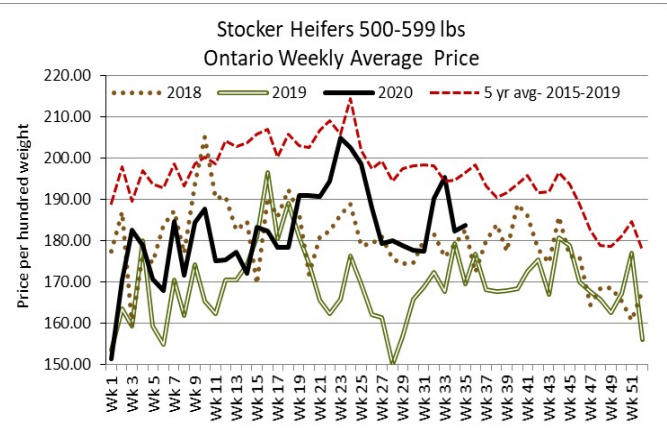
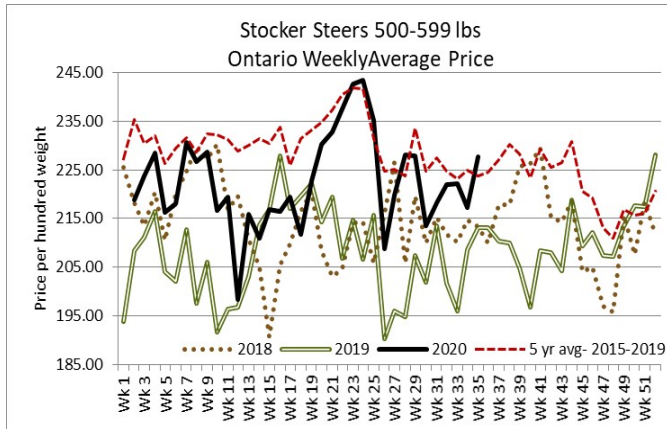
Steers	Price Range	Average	Top	Heifers	Price Range	Average	Top
800-899	155.00-182.50	175.33	182.50	900+	142.50-172.00	167.31	172.00
700-799	160.00-193.00	179.65	193.00				
600-699	165.00-209.00	188.43	225.00	600-699	110.00-162.50	142.67	180.00
500-599	137.50-227.50	200.50	242.50	500-599	110.00-181.00	145.32	200.00
400-499	155.00-277.50	226.36	292.50	400-499	160.00-207.50	180.38	215.00
399-	160.00-265.00	211.59	270.00	300-399	170.00-207.50	190.94	207.50

Stocker sale at: **Ontario Stockyards Inc: August 27, 2020 – 876 Stockers**

Steers	Price Range	Average	Top	Heifers	Price Range	Average	Top
1000+	122.00-188.00	164.99	188.00	900+	132.50-175.50	156.04	181.75
900-999	175.00-199.00	190.35	199.00	800-899	168.00-190.00	186.88	190.00
800-899	135.00-202.50	189.96	202.50	700-799	157.00-184.00	173.24	188.00
700-799	152.50-212.00	182.60	217.00	600-699	172.50-223.00	202.48	223.00
600-699	187.50-237.00	223.73	237.00	500-599	157.50-197.00	180.27	222.50
500-599	215.00-254.00	239.01	257.50	400-499	175.00-222.50	194.84	260.00
400-499	234.00-262.50	249.37	262.50	300-399	187.00-221.00	210.28	221.00
-399	220.00-269.00	247.41	290.00				

Stocker sale at **Ottawa Livestock Exchange: August 27, 2020 – 141 Stockers**

Steers	Price Range	Average	Top	Heifers	Price Range	Average	Top
600-699	208.00-227.00	218.94	234.00	500-599	154.00-216.00	201.67	216.00
500-599	213.00-254.00	231.05	254.00	400-499	166.00-202.00	190.67	202.00
400-499	232.00-262.00	248.11	262.0	300-399	70.00-214.00	164.67	214.00
399-	98.00-270.00	226.33	270.00	299-	210.00-222.00	212.40	222.00



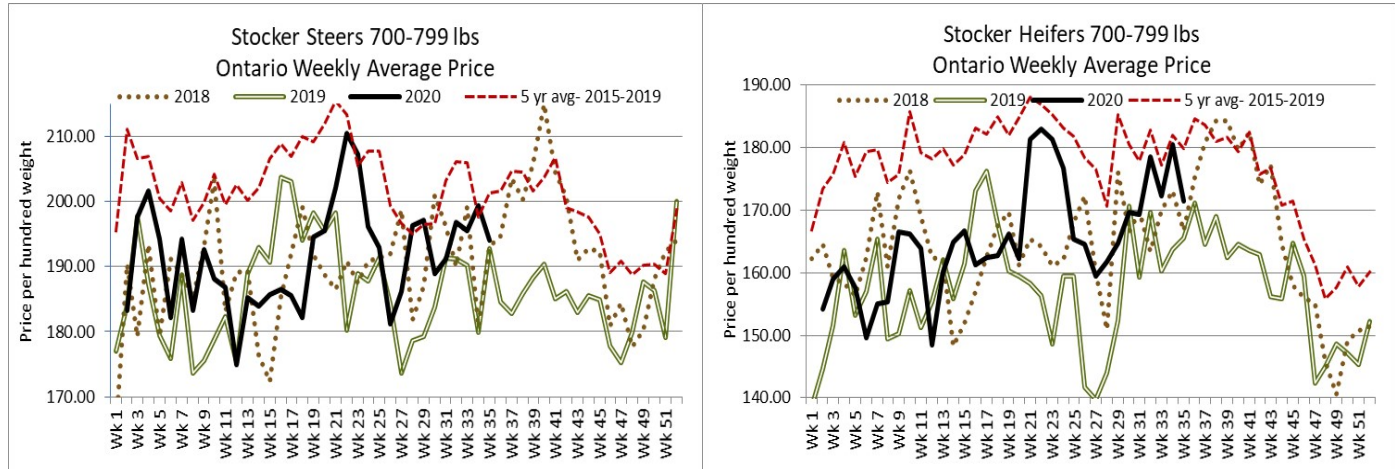
ONTARIO STOCKER & FEEDER TRADE SPECIAL FALL SALES

Stocker sale at **Kawartha Lakes Community Sales Barn, August 26, 2020- 177 stockers**

Steers	Price Range	Average	Top	Heifers	Price Range	Average	Top
900-999	49.50-204.50	178.18	204.50	800-899	152.00-184.50	171.61	184.50
800-899	179.00-190.00	188.05	190.00	700-799	140.00-183.00	159.83	183.00
700-799	122.50-210.00	170.37	210.00	600-699	139.00-197.00	163.06	197.00
600-699	150.00-237.50	215.67	237.50	500-599	135.00-241.00	207.89	241.00
500-599	216.00-256.00	234.53	256.00	400-499	142.00-230.00	191.46	230.00
400-499	215.00-268.00	247.49	268.00				
399-	180.00-210.00	197.14	210.00				

Stocker sale at **Vankleek Hill Livestock Exchange- 270** stockers

Steers	Price Range	Average	Top	Heifers	Price Range	Average	Top
800-899	172.00-193.00	185.83	193.00	700-799	132.00-200.00	169.14	200.00
700-799	186.00-222.00	205.53	224.00	600-699	164.00-212.00	186.70	212.00
600-699	196.00-246.00	216.25	246.00	500-599	184.00-217.00	202.28	217.00
500-599	216.00-264.00	237.55	264.00	400-499	168.00-222.00	201.83	222.00
400-499	242.00-280.00	250.87	280.00	300-399	194.00-228.00	211.95	228.00
399-	218.0-286.00	256.70	286.00				



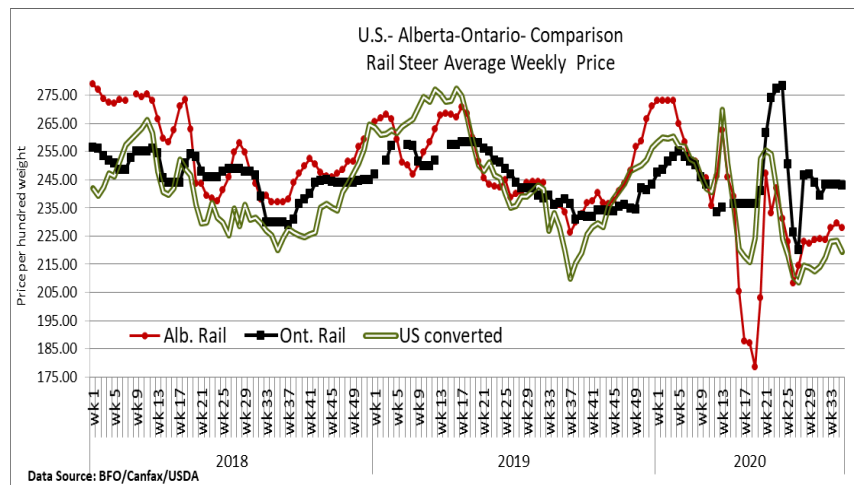
CATTLE EXPORTS-ONTARIO

	Week ending August 8, 2020	Week ending August 1, 2020	Year to Date 2020
Total live slaughter cattle exported from Ontario to the U.S.	1,472	1,747	81,405
Steers & Heifers & Cows	1,240	1,449	72,978
Bulls	232	298	8,427

ALBERTA DIRECT TRADE

For the week ending August 27, 2020

Steers	Live FOB	136.75-138.00	Rail FOB	227.00-230.50
Heifers	Live FOB	136.75-137.00	Rail FOB	224.50-228.50



U.S. TRADE (U.S. funds)

For the week ending August 27, 2020

Choice and Select Steers and Heifers:	Live	103.00-107.00
	Rail	163.00-168.00

QUEBEC ELECTRONIC AUCTION MARKET (F.O.B. THE FEEDLOT)

For the week ending August 27, 2020

Price
243.25-244.75

Change from Last Week
-3.07

FEDERALLY INSPECTED CANADIAN PROCESSING

	Week Ending Aug 22, 2020	# of hd change from week ago	YTD	% Change (Week Ago)	% Change (Year Ago)
Grand Total	64,498	-1,603	1,911,962	-3%	-7%
Western Slaughter	53,0065	-1,065	1,484,840	-2%	-7%
Eastern Slaughter	11,492	-538	427,122	-4%	-4%

AVERAGE CARCASS WEIGHTS – CANADA

	Steers	Heifers
Aug 22, 2020	908	829
Aug 15, 2020	908	830
Aug 24, 2019	915	827

USDA ESTIMATED CATTLE PROCESSING VOLUME

	Week Ending Aug 29, 2020	Previous Week	Year Ago
Grand Total	654,000	652,000	653,000

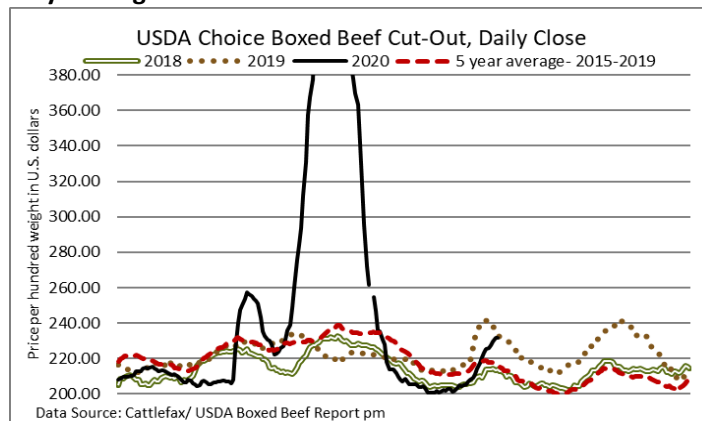
CANADIAN BOXED BEEF CUT-OUT VALUES

Week Ending	AAA	AA
March 20, 2020	3.0139	2.9703
March 13, 2020	2.7211	2.6818

Please note that Canfax & CBGA have been making some changes and has resulted in a delay in information. Prices have been updated until March 20, 2020. Further updates should be available soon.

U.S. BOXED BEEF CUT-OUT VALUES (U.S. funds)

	Choice 600-900	Select 600-900
Current Five Day Average:	229.22	212.17



BEEF EXPORTS – CANADA

	United States	Change from last year YTD	Mexico	Change from last year YTD
	Jan 1- Jun 30/20		Jan 1- Jun 30/20	
Total	141,871 tonnes	-9% or -13,642 tonnes	5,494 tonnes	-24% or -1,755 tonnes
	Japan	Change from last year YTD	China	Change from last year YTD
	Jan 1- Jun 30/20		Jan 1- Jun 30/20	
Total	20,290 tonnes	-10% or -2,332 tonnes	3,961 tonnes	-65% or -7,298 tonnes

LIVE CATTLE – CANADA

IMPORTS			Import % change from 2019 YTD	EXPORTS			Export % change from 2019 YTD
Jan 1- Jun 30/20				Jan 1- Aug 15/20			
Pure bred	1,719		-16%	Slaughter steers & heifers & cows	313,691		+8%
Non-pure bred	104,780		+14%	Feeder cattle & calves	78,813		-50%
				Bulls	25,816		-2%

BEEF PRODUCTION – CANADA

	Jan 1 – Aug 22/20	Last Year Same Time	% Change
Fed	652,328 tonnes	677,267 tonnes	-4%
Non-fed	91,353 tonnes	114,818 tonnes	-20%

BEEF IMPORTS – CANADA

	Jan 1 – Aug 22/20	Last Year Same Time	% Change
United States	75,512 tonnes	70,087 tonnes	+8%
Non-CUSMA	35,934 tonnes	28,295 tonnes	+27%
EU-28 (beef/veal total)	8,882 tonnes	1,928 tonnes	+361%
Total	127,930 tonnes	105,672 tonnes	+21%

CHICAGO MERCANTILE EXCHANGE

Closing quotes on futures today were as follows:

Live Cattle			Feeder Cattle			Corn			Soybeans			Canadian \$		
Aug	103.22	+0.25	Sep	140.02	-1.20	Sep	3.460	+1.6	Sep	9.504	+13.2	Spot	76.36	+0.19
Oct	104.90	-1.25	Oct	140.17	-0.97	Dec	3.592	+0.6	Nov	9.504	+8.4	Sep	76.37	+0.19
Dec	108.50	-0.85	Nov	140.60	-1.00	Mar	3.692	-0.2	Jan	9.562	+8.6	Dec	76.39	+0.19
Feb	111.85	-0.85	Jan	138.65	-1.30	May	3.756	-0.2	Mar	9.562	+8.6	Mar	76.41	+0.19
Apr	114.10	-0.65	Mar	138.22	-1.22	Jul	3.794	-0.4	May	9.572	+9.2	Jun	76.40	+0.19
Jun	107.75	-0.65	Apr	139.37	-1.25	Sep	3.770	-1.0	Jul	9.596	+8.6	Sep	76.39	+0.19

Beef Farmers of Ontario, 130 Malcolm Road, Guelph, ON N1K 1B1 Phone: (519) 824-0334 Fax: (519) 824-9161 or email: markets@ontariobeef.com

ONTARIO STOCKER & FEEDER TRADE SPECIAL FALL SALES

Aug 29 8:30 am	Stratton- Rainy River Cattlemen's Sale	Fall Sale- Majority Yearlings, some early calves, etc
Sep 4 7:00 pm	Cargill Auction Market	Char & Exotic Cross Yearling Steers & Heifers
Sep 5 1:00 pm	Maple Hill Auctions Ltd	Ontario Autumn Angus Classic
Sep 12 1:00 pm	Maple Hill Auctions Ltd	Ontario Autumn Simmental Classic
Sep 14 7:00 pm	Maple Hill Auctions Ltd	Bi-weekly Fall Stocker Sale- First sale
Sep 15 10:00 am	Thessalon-Algoma Livestock Sales	Yearling Sale- 90% Vaccinated
Sep 17 11:00 am	Ontario Stockyards Inc	Special Fall Yearling Sale (in regular sale)
Sep 18 11:00 am	Community Livestock Exchange	Quinte Cattlemen's Assoc. Fall Stocker Sale

Comments for the week ending August 27th

Lighter receipts of fed steers and heifers sold through auction markets this week at just 292 head, down 145 from last week and 41 fewer than the same time last year. Fed steers ranged from \$132.42-\$152.23 averaging \$142.54 down \$2.45 from last week but \$4.36 stronger than year ago prices. Fed heifers traded from \$125.36-\$154.04 averaging \$137.96 down \$2.33 from last week and \$4.77 higher than this time last year. Auction markets all reported a steady market.

Ontario railgrade prices have held fully steady for three consecutive weeks at \$245.00 dressed for steers and \$244.00-\$245.00 for heifers, until Thursday when sales were noted as low as \$243.00-\$245.00, down \$1.00-\$2.00 cwt. For the last couple of weeks packers have been purchasing cattle for the week ahead, however this week many sales were reported for delivery the week of September 14th. This week's average price is \$0.25 lower than last week but \$9.25 stronger than the same week last year.

The Boxed Beef Report by Kevin Grier notes the overview for last week's market as: "The beef market showed it has momentum and it picked up steam last week. Each day prices increased on each of the four major primals except the hip which sputtered later in the week. Briskets also showed solid performance. Demand at the consumer level has been good with features returning to the flyers and restaurants coming slowly back." On Canadian product availability Kevin reports: "Canadian packers are very comfortable with inventories and buyers are going to struggle to find spot market loads."

Larger volumes of cull cows sold through auction markets this week at 2,057 head which is up 44 from last week, but 58 less than the same time last year. Cows ranged from \$61.46-\$91.40 averaging \$75.62 down \$2.53 from last week's weighted average price, but \$2.92 stronger than this time last year. Auction markets reported trade as generally barely steady to slightly easier, with a few sales mid-week reported as steady.

There were a few more stocker and feeder cattle sold through auction markets this week with a couple of fall stocker sales included. 4,222 head sold which is 681 more than last week and 344 more than last year at this time. Auction markets reported calves as steady on good demand with the heavier calves selling on a strong demand. Yearlings/heavier cattle sold actively with good buyer interest and prices holding steady, with one market noting heavier yearlings up \$3.00-\$5.00 cwt mid-week. Actual average prices this week saw steers 400-500 lbs up \$12.99 from last week on average, 500-600 lbs up \$10.47, 600-700 lbs up \$1.04, 700-800 lbs down \$5.31, 800-900 lbs up \$2.24, 900-1000 lbs down \$0.35 and steers 1000 lbs plus averaged \$3.11 below last week's weighted average prices. Heifers 300-400 lbs were up \$6.49 from last week, 400-500 lbs down \$2.25, 500-600 lbs up \$1.43, 600-700 lbs up \$3.86, 700-800 lbs down \$9.10, 800-900 lbs up \$7.73 and heifers 900 lbs and over averaged \$7.39 easier than last week on average.

The Quebec electronic market for this week ranged from \$243.25-\$244.75 dressed, down \$3.07 from the previous week on average.

Alberta direct trade, was quiet until Wednesday where light trade surfaced at \$230.00 delivered on a dressed basis. Canfax noted live trade at \$137.00 on a picked-up basis. Thursday trade was light with prices easier than Wednesday from \$226.00-\$230.00 delivered on a dressed basis. Canfax reports: "Sales on Thursday were steady to a couple dollars lower than prices seen on Wednesday and are 4.00-5.00 lower than last week. Lift times are starting to stretch out, cattle that traded this week would be picked up in 3-4 weeks."

The US cash cattle trade, for the week ending August 21st was slightly stronger. The USDA Mandatory Price report listed live sales from \$103.00-\$110.00 for the week, with steers averaging \$106.59 up \$1.53 on average, while heifers averaged \$106.29 up \$1.99. On the rail, trade ranged from \$167.00-\$174.00 dressed with steers averaging \$169.41 up \$1.37 from the previous week, while heifers averaged \$169.40 up \$1.03.

This week a light test developed in the south late Monday from \$105.00 live, down \$1.00 from last week. Tuesday, was light to moderate in parts of the south from \$104.00-\$107.00 live, mostly \$105.00-\$106.00, steady to \$1.00 lower than last week. A few deals in Iowa were reported from \$165.00-\$168.00 dressed, mostly \$166.00-\$167.00 which is down \$2.00-\$3.00 from last week. The cash market on Wednesday developed after the online auction was completed, with sales in the south mostly \$105.00 live, down \$1.00 from last week while northern trade ranged from \$165.00-\$167.50 dressed, mostly \$166.00 down \$2.00-\$4.00 from last week on average. Thursday saw a light trade from \$104.00-\$106.00 live in the south, mostly \$104.00-\$105.00, down \$1.00 from early week trade and \$2.00 below last week. Business in the north ranged from \$163.00-\$168.00 down \$2.00-\$4.00 from last week. Today trade is expected to continue this afternoon, especially in the north, however at time of reporting there is no new trade to report.