



Weekly Market Information Report for the week ending Thursday September 3, 2020

The following information is collected from various sources and disseminated by Beef Farmers of Ontario.

ONTARIO DIRECT TO PACKER RAILGRADE CATTLE TRADE

Prices are on a carcass weight basis before grade and weight discounts. Weekly Range:

A Grade Steers 235.00-245.00

A Grade Heifers 234.00-245.00

ONTARIO LIVE CATTLE TRADE

Ontario auction sales this week saw weighted average price ranges for:

FED CATTLE	Volume	Price Range	Average	Top	Last Week Avg
Large Frame Steers +1250	68	131.96-145.36	140.90	159.50	140.52
Medium Frame Steers +1250	118	137.05-145.56	142.16	154.75	143.96
Large & Medium Frame Steers +1250	186	134.55-145.44	141.64	159.50	142.54
Large Frame Heifers +1000	62	121.71-143.79	135.23	152.00	138.97
Medium Frame Heifers +1000	99	128.32-144.12	135.48	155.50	133.97
Large & Medium Frame Heifers +1000	161	126.01-144.94	135.61	155.50	137.96
Fed steers, Dairy & Dairy Cross +1250	48	105.58-115.69	111.38	118.00	110.47
Fed heifers, Dairy & Dairy Cross +1000	74	76.56-108.20	94.31	142.00	96.81
Cows - All Weights	2,039	60.23-90.71	73.99	135.00	75.62
Bulls - All Weights	133	94.11-120.75	109.64	136.00	103.67

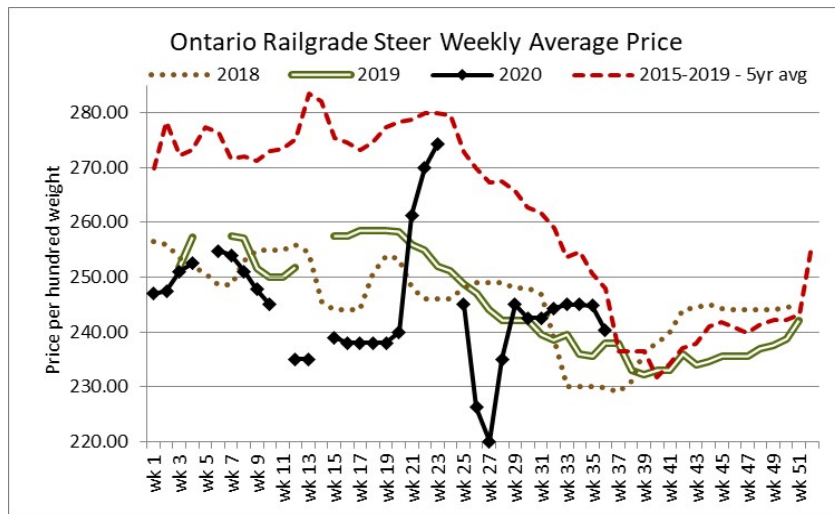
STOCKERS - Large and Medium Frame

STEERS	Volume	Price Range	Average	Top	Last Week Avg
1000+	620	164.58-183.27	173.59	187.50	175.00
900-999	354	171.40-193.48	183.43	203.00	187.09
800-899	262	147.01-199.43	188.35	205.75	194.61
700-799	309	154.38-209.89	193.36	222.50	194.04
600-699	344	155.78-231.62	203.54	242.00	211.61
500-599	258	177.05-243.91	216.55	258.00	227.66
400-499	190	183.96-258.18	233.64	270.00	240.02
-399	75	203.08-255.64	235.97	285.00	236.00

HEIFERS	Volume	Price Range	Average	Top	Last Week Avg
+900	242	143.26-166.09	157.88	195.75	158.02
800-899	236	164.90-182.88	177.37	196.00	176.06
700-799	256	153.85-189.31	180.28	203.00	171.47
600-699	284	151.58-207.07	187.12	226.50	183.16
500-599	197	137.94-199.44	175.94	228.00	183.65
400-499	164	153.50-199.59	176.34	240.00	192.10
300-399	37	167.57-214.09	199.59	242.50	185.90
-299	15	172.03-183.07	177.13	230.00	178.82

At Kawartha Lakes Community Sale Barn, August 29, 2020 – 8 fed cattle, 161 cows, 9 bulls, 39 veal, 57 stockers

	Price Range	Avg.	Top
Cows	67.00-95.00	77.67	135.00
Bulls under 1600 lbs	109.00-121.00	114.48	121.00
Bulls over 1600 lbs	93.00-136.00	114.18	136.00
Veal calves 600 lbs & over	107.50-140.00	118.89	140.00
Veal calves 125 lbs or less	55.00-175.00	90.60	175.00

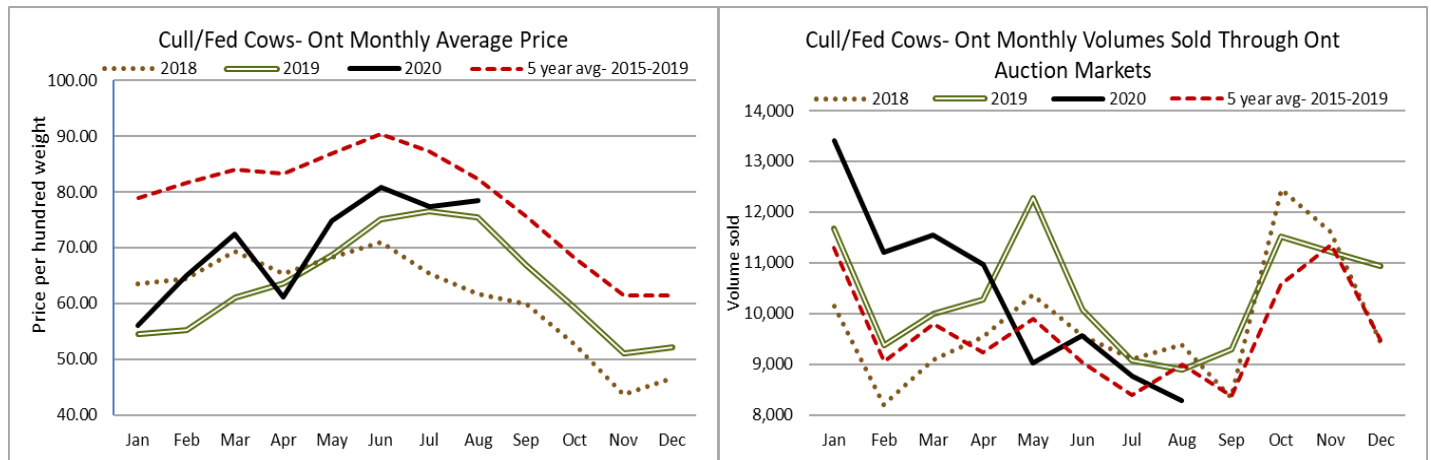


Denfield Livestock Exchange Inc., September 1, 2020: 135 Fed Cattle, 20 Veal, 87 Cows, 5 bulls

	Price Range	Average	Top
Large & Medium Frame Fed Steers +1250 lbs	144.00-150.25	147.42	159.50
Large & Medium Frame Fed Heifers +1000 lbs	140.00-152.75	144.66	155.50
Cows	63.00-87.00	75.63	99.50
Veal over 600 lbs	114.00-121.00	116.91	134.00

At Aylmer Stockyards Inc.: September 2, 2020 - 37 veal, 163 Cows, 37 fed cattle, 22 stockers, 4 bulls

	Price Range	Average	Top
Fed Heifers, Dairy & Dairy Cross 1000+ lbs	65.50-113.50	99.39	113.50
Cows	55.00-85.49	74.09	109.00
Veal over 600 lbs	93.00-122.99	114.79	122.99



ONTARIO STOCKER & FEEDER TRADE

Stocker sale at Brussels Livestock: August 28, 2020 – 1,153 Stockers

Steers	Price Range	Average	Top	Heifers	Price Range	Average	Top
1000+	162.00-179.00	171.68	179.00	900+	145.00-174.00	163.64	195.75
900-999	157.50-186.00	171.78	193.00	800-899	160.50-181.00	173.93	182.50
800-899	172.50-199.25	190.93	205.75	700-799	140.00-188.00	176.45	188.00
700-799	185.00-218.00	200.46	218.00	600-699	153.00-207.00	194.48	207.00
600-699	195.00-232.25	215.52	232.25	500-599	117.00-213.50	173.88	219.00
500-599	206.00-258.00	236.72	258.00	400-499	110.00-184.00	130.84	233.00
400-499	180.00-259.00	229.73	268.00	300-399	190.00-210.00	201.56	210.00
399	252.00-270.00	260.88	270.00	299-	145.00-197.00	171.00	197.00

Stocker sale at: **Community Livestock Exchange: September 1, 2020 – 86 Stockers**

Steers	Price Range	Average	Top	Heifers	Price Range	Average	Top
700-799	152.00-200.00	172.99	200.00	700-799	156.00-187.00	169.99	187.00
600-699	157.49-229.00	202.09	229.00	600-699	169.99-194.99	175.09	194.99
500-599	169.99-247.00	214.00	247.00	500-599	119.99-177.49	153.80	177.49
400-499	189.99-220.99	212.99	220.99	400-499	141.99-200.00	165.79	200.00

Stocker sale at: **Keady Livestock Market: September 1, 2020 – 235 Stockers**

Steers	Price Range	Average	Top	Heifers	Price Range	Average	Top
900-999	190.00-201.00	194.46	203.00	900+	155.00-157.50	156.88	157.50
700-799	173.00-211.00	202.63	211.00	800-899	191.00-196.00	193.90	196.00
600-699	215.00-234.00	227.13	234.00	700-799	179.00-203.00	196.65	203.00
				600-699	150.00-208.00	189.10	208.00

Stocker sale at: **Renfrew Pontiac Livestock: September 1, 2020 – 111 Stockers**

Steers	Price Range	Average	Top	Heifers	Price Range	Average	Top
700-799	162.50-222.50	203.69	222.50	700-799	139.99-195.50	173.19	195.50
600-699	164.99-214.00	195.99	214.00	600-699	153.00-208.99	192.70	208.99
500-599	218.99-243.99	231.80	243.99	500-599	160.00-212.50	194.99	212.50
400-499	189.99-270.00	252.30	270.00	400-499	130.00-225.00	202.89	225.00
399-	258.00-285.00	275.19	285.00	300-399	160.00-237.50	207.90	237.50

Stocker sale at **Ontario Livestock Exchange, September 2, 2020- 494 stockers**

Steers	Price Range	Average	Top	Heifers	Price Range	Average	Top
1000+	168.00-187.50	176.01	187.50	900+	N/T		
900-999	178.00-199.00	189.35	199.00				
800-899	112.50-204.00	171.90	204.00				

Stocker sale at **Ontario Livestock Exchange: September 3, 2020 – 224 Stockers**

Steers	Price Range	Average	Top	Heifers	Price Range	Average	Top
800-899	132.50-191.00	172.33	191.00	700-799	112.50-157.50	140.50	157.50
700-799	157.50-192.50	177.11	192.50	600-699	142.50-172.50	162.50	177.50
600-699	127.50-233.00	205.67	233.00	500-599	150.00-202.50	176.50	202.50
500-599	160.00-232.50	197.06	232.50	400-499	177.50-195.00	188.44	195.00
400-499	170.00-252.50	212.12	252.50	300-399	162.50-242.50	206.07	242.50
399-	212.50-260.00	239.61	277.50				

Stocker sale at: **Ontario Stockyards Inc: September 3, 2020 – 383 Stockers**

Steers	Price Range	Average	Top	Heifers	Price Range	Average	Top
900-999	150.00-185.00	172.81	190.00	900+	145.00-166.00	154.10	166.00
800-899	178.00-195.00	187.05	195.00	800-899	176.00-183.50	181.02	183.50
700-799	180.00-215.25	200.07	215.25	700-799	176.00-193.00	187.76	193.00
600-699	175.00-242.00	207.17	242.00	600-699	170.00-226.50	202.53	226.50
500-599	180.00-232.50	214.35	246.00	500-599	125.00-187.50	166.26	226.00
400-499	190.00-257.50	245.34	257.50	400-499	152.50-200.00	183.91	240.00
399-	235.00-240.00	238.82	240.00				

Stocker sale at **Ottawa Livestock Exchange: September 3, 2020 – 106 Stockers**

Steers	Price Range	Average	Top	Heifers	Price Range	Average	Top
700-799	196.00-204.00	202.33	204.00	500-599	150.00-182.00	166.00	228.00
600-699	182.00-222.00	206.50	232.00				
500-599	200.00-256.00	228.14	256.00				
400-499	212.00-258.00	242.06	260.00				
399-	182.00-264.00	234.00	264.00				

ONTARIO STOCKER & FEEDER TRADE SPECIAL FALL SALES

Stocker sale at **Stratton- Rainy River Cattlemen's Sale: August 29, 2020 – 899 Stockers, 134 cows, 20 bulls.**

Steers	Price Range	Average	Top	Heifers	Price Range	Average	Top
1000+	139.99-176.00	168.99	176.00	900+	137.99-172.99	166.70	172.99
900-999	144.99-189.99	181.69	189.99	800-899	150.00-187.99	179.89	187.99
800-899	114.99-204.99	191.30	204.99	700-799	150.00-190.99	184.00	190.99
700-799	115.99-210.30	192.19	210.30	600-699	150.00-214.00	188.83	214.00
600-699	122.99-234.50	196.10	234.50	500-599	177.00-209.50	197.30	209.50
500-599	150.00-247.00	212.19	247.00	400-499	185.00-210.99	202.49	210.99
400-499	161.00-268.99	236.20	268.99	300-399	150.00-214.99	208.30	214.99
399	208.99-266.00	256.59	266.00	Bulls 1600 +	73.99-119.50	112.59	119.50
Cows	64.00-115.99	82.29	133.00	Bulls -1600	84.99-113.99	99.39	113.99

Stockers sold actively with a strong demand. Cows traded actively with good buyer interest.

CATTLE EXPORTS-ONTARIO

Week ending Aug 15, 2020

Week ending Aug 8, 2020

Year to Date
2020

Total live slaughter cattle
exported from Ontario to the U.S.

1,325

1,472

82,730

Steers & Heifers & Cows

1,061

1,240

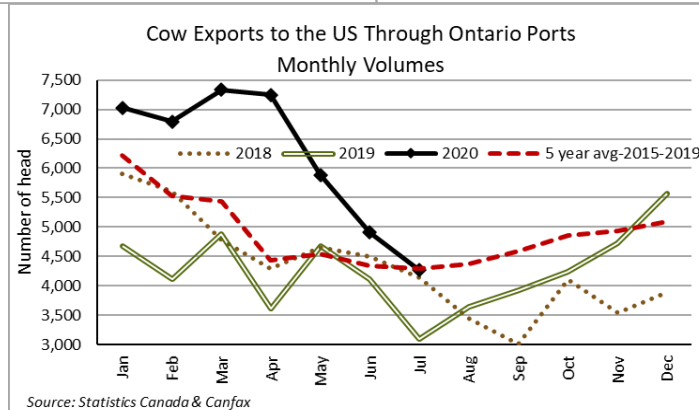
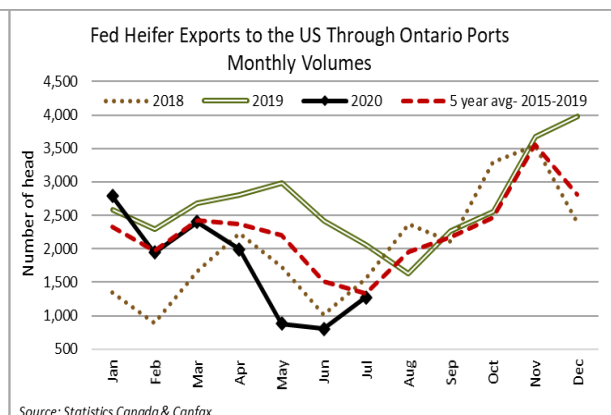
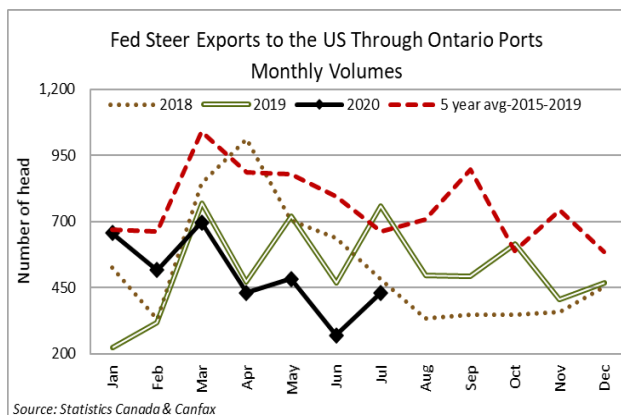
74,039

Bulls

264

232

8,691



ALBERTA DIRECT TRADE

For the week ending September 3, 2020

Steers Live FOB 133.00
Heifers Live FOB N/T

Rail FOB 220.50-223.50
Rail FOB N/T

U.S. TRADE (U.S. funds)

For the week ending September 3, 2020

Choice and Select Steers and Heifers: Live 101.00-105.00
Rail 162.00-164.00

QUEBEC ELECTRONIC AUCTION MARKET (F.O.B. THE FEEDLOT)

	Price	Change from Last Week
For the week ending September 3, 2020	236.50-238.75	-6.46

FEDERALLY INSPECTED CANADIAN PROCESSING

	Week Ending Aug 29, 2020	# of hd change from week ago	YTD	% Change (Week Ago)	% Change (Year Ago)
Grand Total	64,431	-67	1,976,393	0%	-6%
Western Slaughter	52,825	-181	1,537,665	0%	-7%
Eastern Slaughter	11,606	+114	438,728	+1%	-4%

AVERAGE CARCASS WEIGHTS – CANADA

	Steers	Heifers
Aug 29, 2020	918	824
Aug 22, 2020	908	829
Aug 31, 2019	910	833

USDA ESTIMATED CATTLE PROCESSING VOLUME

	Week Ending Sep 5, 2020	Previous Week	Year Ago
Grand Total	633,000	654,000	571,000

CANADIAN BOXED BEEF CUT-OUT VALUES

Week Ending	AAA	AA
March 20, 2020	3.0139	2.9703
March 13, 2020	2.7211	2.6818

Please note that Canfax & CBGA have been making some changes and has resulted in a delay in information. Prices have been updated until March 20, 2020. Further updates should be available soon.

U.S. BOXED BEEF CUT-OUT VALUES (U.S. funds)

	Choice 600-900	Select 600-900
Current Five Day Average:	228.10	214.25

BEEF EXPORTS – CANADA

	United States	Change from last year YTD	Mexico	Change from last year YTD
	Jan 1- Jul 31/20		Jan 1- Jul 31/20	
Total	171,647 tonnes	-6% or -10,458 tonnes	6,864 tonnes	-21% or -1,812 tonnes
	Japan	Change from last year YTD	China	Change from last year YTD
	Jan 1- Jul 31/20		Jan 1- Jul 31/20	
Total	25,241 tonnes	-8% or -2,199 tonnes	4,877 tonnes	-57% or -6,598 tonnes

LIVE CATTLE – CANADA

IMPORTS	Import % change from 2019 YTD	EXPORTS	Export % change from 2019 YTD
Jan 1- Jul 31/20		Jan 1- Aug 22/20	
Pure bred	2,139 -9%	Slaughter steers & heifers & cows	320,197 +8%
Non-pure bred	123,537 +15%	Feeder cattle & calves	80,216 -50%
		Bulls	27,020 -3%

BEEF PRODUCTION – CANADA

	<i>Jan 1 – Aug 29/20</i>	<i>Last Year Same Time</i>	<i>% Change</i>
Fed	675,263 tonnes	700,036 tonnes	-4%
Non-fed	93,812 tonnes	117,765 tonnes	-20%

BEEF IMPORTS – CANADA

	<i>Jan 1 – Aug 29/20</i>	<i>Last Year Same Time</i>	<i>% Change</i>
United States	77,843 tonnes	72,085 tonnes	+8%
Non-CUSMA	36,903 tonnes	28,673 tonnes	+29%
EU-28 (beef/veal total)	9,144 tonnes	1,955 tonnes	+368%
Total	131,700 tonnes	108,180 tonnes	+22`%

CHICAGO MERCANTILE EXCHANGE

Closing quotes on futures today were as follows:

Live Cattle			Feeder Cattle			Corn			Soybeans			Canadian \$		
Oct	104.45	+0.52	Sep	137.65	+0.05	Sep	3.472	+2.6	Sep	9.694	+0.6	Spot	76.64	+0.51
Dec	108.47	+0.65	Oct	138.50	+0.17	Dec	3.580	+4.2	Nov	9.680	+2.0	Sep	76.66	+0.52
Feb	112.45	+0.77	Nov	139.52	+0.15	Mar	3.684	+3.6	Jan	9.734	+1.2	Dec	76.67	+0.52
Apr	115.12	+1.02	Jan	138.07	+0.27	May	3.746	+3.2	Mar	9.736	+1.0	Mar	76.70	+0.52
Jun	108.45	+0.65	Mar	137.72	+0.40	Jul	3.792	+3.2	May	9.754	+1.2	Jun	76.69	+0.52
Aug	106.92	+0.62	Apr	138.97	+0.50	Sep	3.772	+2.0	Jul	9.780	+1.2	Sep	76.67	+0.52

Beef Farmers of Ontario, 130 Malcolm Road, Guelph, ON N1K 1B1 Phone: (519) 824-0334 Fax: (519) 824-9161 or email: markets@ontariobeef.com

ONTARIO STOCKER & FEEDER TRADE SPECIAL FALL SALES

Sep 5 1:00 pm	Maple Hill Auctions Ltd	Ontario Autumn Angus Classic
Sep 12 1:00 pm	Maple Hill Auctions Ltd	Ontario Autumn Simmental Classic
Sep 14 7:00 pm	Maple Hill Auctions Ltd	Bi-weekly Fall Stocker Sale- First sale
Sep 15 10:00 am	Thessalon-Algoma Livestock Sales	Yearling Sale- 90% Vaccinated
Sep 17 11:00 am	Ontario Stockyards Inc	Special Fall Yearling Sale (in regular sale)
Sep 18 11:00 am	Community Livestock Exchange	Quinte Cattlemen's Assoc. Fall Stocker Sale
Sep 25 9:00 am	Keady Livestock Market	Grass Yearling Sale- selling on an overnight stand
Sep 25 7:00 pm	Cargill Auction Market	Char & Exotic Cross Yearling Steers & Heifers
Sep 26 8:30 am	Rainy River Cattlemen's Sale	Mainly Calves, some yearlings, Cows. Etc
Sep 26 11:00 am	Denfield Livestock Exchange	Fall Stocker Sale. No cows please
Sep 30 10:00 am	Kawartha Lakes Community Sale Barn	Fall Stocker Sale
Sep 30 2:00 pm	Vankleek Hill Livestock Exchange	Fall Stocker Sale

Comments for the week ending September 3th

There were 347 fed steers and heifers sold through auction markets this week up 55 from last week and 71 more than the same time last year. Fed steers traded from \$134.55-\$145.44 averaging \$141.64 down \$0.90 from last week but \$3.25 above year ago prices. Fed heifers ranged from \$126.04-\$144.94 averaging \$135.61 down \$2.35 from last week on average and \$1.36 easier than last year at this time. Auction markets reported trade as under slight pressure with sales barely steady to \$2.00-\$3.00 cwt lower, but ended the week holding steady. Quality was a consideration this week.

The Ontario railgrade market has seen some pressure this week also with prices declining as the week progressed. On Friday last week, there was one packer with no bid, but sales were reported at \$245.00 for spot delivery. On Monday, the market was reported at \$240.00 for steers and \$239.00-\$240.00 for heifers with a couple of spot sales noted at \$245.00. By Wednesday, prices had declined to \$235.00-\$237.00 for steers and \$234.00-\$237.00 for heifers, with delivery the for the weeks of September 21st to 28th. Prices at the top of the range occurred early in the day with the lower end of the range by mid-day. On average, prices this week are down \$4.25-\$4.50 from last week, but \$2.25 above the same week last year.

There were 2,039 fed/cull cows sold through auction markets this week which is 18 head lighter than last week and 115 less than last year at this time. Cull cows ranged from \$60.23-\$90.71 averaging \$73.99 down \$1.63 from last week but \$3.16 stronger than year ago prices. Auction markets reported trade as steady to active at strong prices, up \$3.00-\$5.00 in spots with quality considered, to easier with quality considered. By mid-week trade was slightly easier with one market noting prices selective compared to Tuesday's higher market.

3,843 stocker and feeder cattle came to market this week down 379 head from last week and 265 more than the same week last year. Auction markets reported an active trade with good buyer interest. One market noted winter born calves trading \$5.00-\$10.00 cwt higher than September 2019. By mid-week, heavy steers were noted as selling barely steady, with the market ending the week with all classes holding steady according to the quality. Actual average prices this week saw steers 400-500 lbs down \$6.38 from last week, 500-600 lbs down \$11.11, 600-700 lbs down \$8.07, 700-800 lbs down \$0.68, 800-900 lbs down \$6.26, 900-1000 lbs down \$3.66 and steers 1000 lbs plus averaged \$1.41 easier than last week. Heifers from 300-400 lbs sold \$13.69 stronger on average, 400-500 lbs down \$15.76, 500-600 lbs down \$7.71, 600-700 lbs up \$3.96, 700-800 lbs up \$8.81, 800-900 lbs up \$1.31 and heifers 900 lbs and over averaged \$0.14 lower than last week's weighted average prices.

The Quebec electronic market for this week ranged from \$236.50-\$238.75 dressed, down \$6.46 from the previous week on average.

Alberta direct trade, was very limited on Wednesday with Canfax reporting sales from \$224.00-\$225.00 delivered on a dressed basis, most were \$225.00 down \$2.00-\$3.00 from last week. Business was light on Thursday with prices holding at \$225.00 delivered. Canfax reports: "Sales are 1.00-5.00 lower than last week. Lift times have started to stretch out and both major packers were buying cattle for the end of September delivery. With longer lift dates there was additional pressure to sell cattle this week."

The US cash cattle trade, for the week ending August 28th was slightly easier for the first time in several weeks. Prices did soften a little as the week progressed. Live trade ranged from \$103.00-\$107.00 live with the USDA Mandatory Price Report listing steers at \$105.09 on average down \$1.50 from the previous week while heifers averaged \$105.04 live down \$1.25. On the rail trade ranged from \$163.00-\$168.00 dressed, with steers averaging \$166.53 down \$2.88 while heifers averaged \$166.70 down \$2.70.

The US trade this week has been light to moderate throughout the week with prices easing slightly as the week progressed. Trade in the south ranged from \$101.00-\$105.00 live averaging around \$103.00 down \$2.00-\$3.00 cwt from last week. In the north dressed deals ranged from \$162.00-\$164.00, mostly \$163.00 down \$4.00 on average. Today the market with quiet with no bids or sales reported and it appears that this week's trade is completed.