



Weekly Market Information Report for the week ending Thursday September 10, 2020

The following information is collected from various sources and disseminated by Beef Farmers of Ontario.

ONTARIO DIRECT TO PACKER RAILGRADE CATTLE TRADE

Prices are on a carcass weight basis before grade and weight discounts. Weekly Range:

A Grade Steers 232.00 Delivery first of October

A Grade Heifers 231.00-232.00 Delivery first of October (few at 240.00 with spot delivery)

ONTARIO LIVE CATTLE TRADE

Ontario auction sales this week saw weighted average price ranges for:

FED CATTLE	Volume	Price Range	Average	Top	Last Week Avg
Large Frame Steers +1250	81	126.94-146.69	139.13	165.00	140.90
Medium Frame Steers +1250	148	128.85-145.32	137.61	177.00	142.16
Large & Medium Frame Steers +1250	229	128.29-146.74	138.56	177.00	141.64
Large Frame Heifers +1000	35	109.23-136.41	125.23	152.50	135.23
Medium Frame Heifers +1000	116	123.43-142.73	133.68	154.00	135.48
Large & Medium Frame Heifers +1000	151	117.67-142.70	131.00	154.00	135.61
Fed steers, Dairy & Dairy Cross +1250	51	103.49-114.55	109.12	126.50	111.38
Fed heifers, Dairy & Dairy Cross +1000	84	80.85-109.39	96.23	129.00	94.31
Cows - All Weights	1,926	57.84-86.27	70.92	167.99	73.99
Bulls - All Weights	102	84.27-117.23	102.33	156.00	109.64

STOCKERS - Large and Medium Frame

STEERS	Volume	Price Range	Average	Top	Last Week Avg
1000+	823	163.50-183.92	174.36	189.50	173.59
900-999	444	178.94-195.00	188.43	197.25	183.43
800-899	208	181.64-203.90	195.85	214.50	188.35
700-799	168	182.55-207.26	196.80	226.00	193.36
600-699	224	166.80-228.99	206.57	247.50	203.54
500-599	240	199.33-247.74	226.25	260.00	216.55
400-499	184	184.01-252.79	224.98	267.49	233.64
-399	43	185.63-244.15	215.69	270.00	235.97

HEIFERS	Volume	Price Range	Average	Top	Last Week Avg
+900	256	151.96-165.79	160.78	184.00	157.88
800-899	149	160.73-178.95	171.07	188.50	177.37
700-799	262	169.92-190.40	182.47	219.00	180.28
600-699	285	160.76-205.63	188.09	222.50	187.12
500-599	177	157.31-211.32	187.08	217.50	175.94
400-499	139	164.25-216.36	189.48	248.00	176.34
300-399	33	171.70-201.02	188.77	225.00	199.59
-299	12	142.12-209.62	179.21	230.00	177.13

At **Kawartha Lakes Community Sale Barn, September 5, 2020** – 2 fed cattle, 151 cows, 8 bulls, 30 veal, 33 stockers

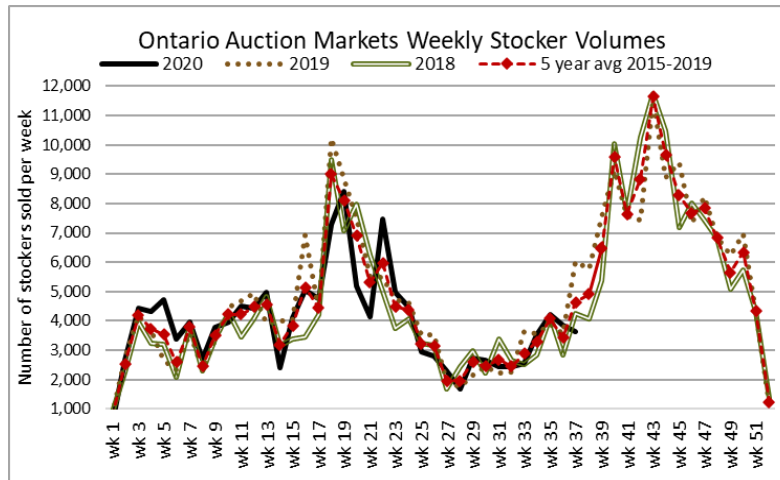
	Price Range	Avg.	Top
Cows	58.00-89.00	69.35	118.00
Bulls under 1600 lbs	84.00-121.00	100.23	121.00
Bulls over 1600 lbs	79.00-123.00	105.92	123.00
Veal calves 600 lbs & over	105.00-141.00	116.56	141.00
Veal calves 125 lbs or less	60.00-190.00	99.20	190.00

Denfield Livestock Exchange Inc., September 8, 2020: 157 Fed Cattle, 17 Veal, 83 Cows, 3 bulls, 92 stockers

	Price Range	Average	Top
Large & Medium Frame Fed Steers +1250 lbs	138.00-147.00	142.15	177.00
Large & Medium Frame Fed Heifers +1000 lbs	138.00-147.00	141.73	154.00
Cows	59.00-85.00	72.58	89.00
Veal over 600 lbs	105.00-119.00	114.04	154.00

At Aylmer Stockyards Inc.: September 9, 2020 - 27 veal, 167 Cows, 47 fed cattle, 19 stockers, 1 bull

	Price Range	Average	Top
Fed Heifers, Dairy & Dairy Cross 1000+ lbs	71.49-112.00	98.89	112.00
Cows	51.00-103.00	75.30	107.00
Veal over 600 lbs	110.00-139.99	126.09	139.99



ONTARIO STOCKER & FEEDER TRADE

Stocker sale at **Brussels Livestock: September 4, 2020 – 1,042 Stockers**

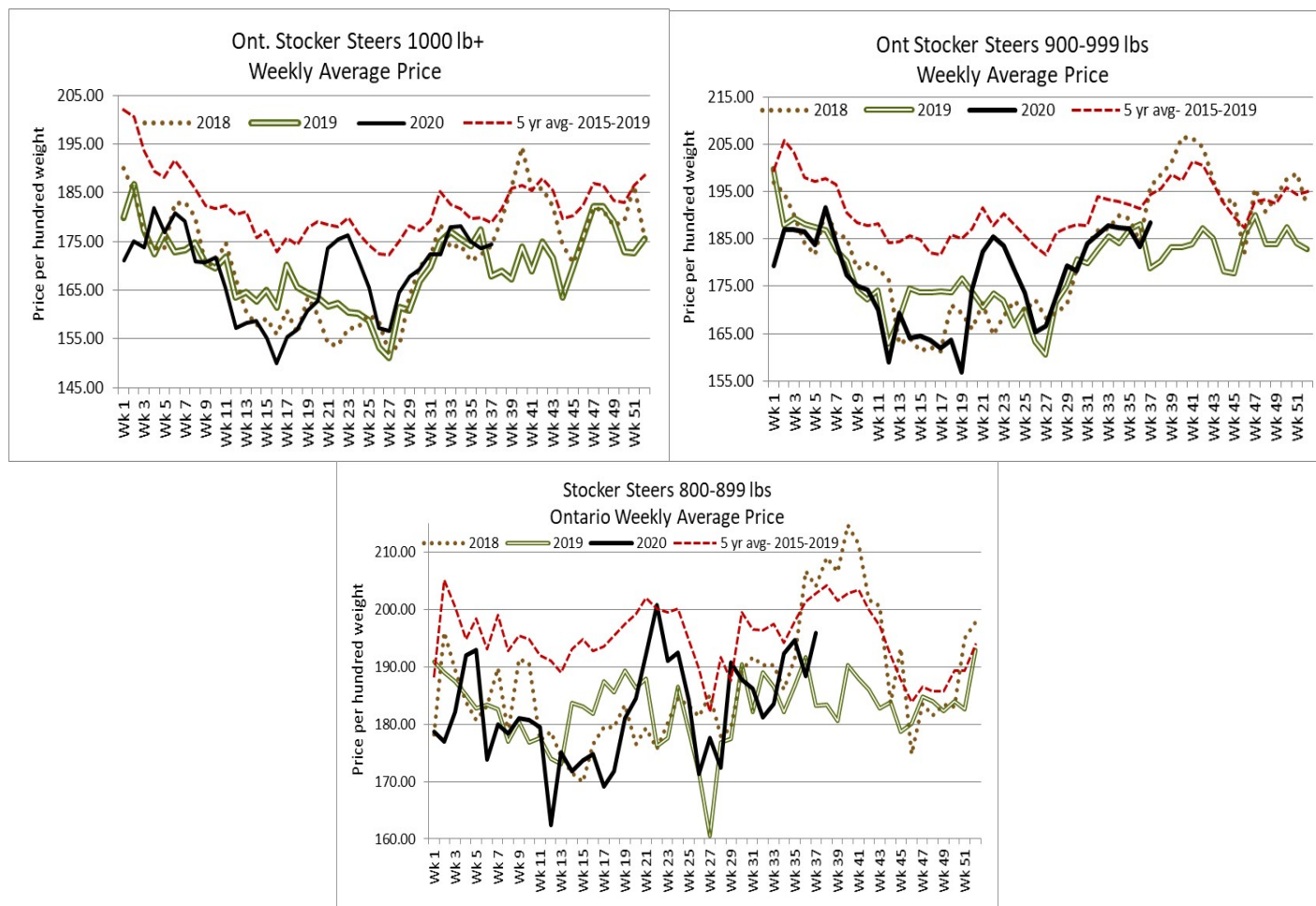
Steers	Price Range	Average	Top	Heifers	Price Range	Average	Top
1000+	166.50-188.50	176.92	188.50	900+	151.00-164.00	160.28	164.00
900-999	174.50-197.25	189.43	197.25	800-899	162.00-185.75	174.57	185.75
800-899	186.00-211.75	202.26	211.75	700-799	176.00-187.50	173.71	204.50
700-799	195.00-213.50	203.98	213.50	600-699	166.00-198.00	185.47	212.00
600-699	202.00-247.50	231.93	247.50	500-599	175.00-212.00	191.61	212.00
500-599	219.00-252.50	233.10	257.00	400-499	141.00-202.00	159.69	216.00
400-499	155.00-247.00	206.85	264.00				
399-	165.00-256.00	224.88	256.00				

Stocker sale at: **Community Livestock Exchange: September 8, 2020 – 125 Stockers**

Steers	Price Range	Average	Top	Heifers	Price Range	Average	Top
700-799	144.99-210.00	175.20	210.00	600-699	122.50-177.49	162.90	177.49
600-699	112.00-227.99	193.79	227.99	500-599	119.99-200.00	174.70	200.00
500-599	180.00-254.99	223.39	254.99	400-499	159.00-202.49	177.60	202.49
400-499	212.50-264.50	252.99	264.50				

Stocker sale at: **Keady Livestock Market: September 8, 2020 – 552 Stockers**

Steers	Price Range	Average	Top	Heifers	Price Range	Average	Top
1000+	173.00-189.50	181.18	189.50	900+	105.00-184.00	163.90	184.00
900-999	185.00-195.00	190.69	195.50	800-899	179.00-188.50	184.63	188.50
700-799	217.00-226.00	222.91	226.00	700-799	197.00-204.50	201.34	206.00
600-699	208.00-223.00	217.31	223.00	600-699	202.00-222.50	213.73	222.50
500-599	219.00-248.00	231.63	248.00	500-599	187.00-217.50	208.46	217.50
400-499	101.00-255.00	199.00	255.00	400-499	177.50-219.00	208.93	219.00



Stocker sale at: **Renfrew Pontiac Livestock: September 8, 2020 – 136 Stockers**

Steers	Price Range	Average	Top	Heifers	Price Range	Average	Top
800-899	137.50-206.00	186.20	206.00	600-699	137.00-214.99	182.20	214.99
700-799	130.00-195.99	152.49	195.99	500-599	130.00-214.00	183.49	214.00
600-699	130.00-233.99	215.39	233.99				
500-599	127.49-245.00	191.10	245.00				

Stocker sale at **Ontario Livestock Exchange, September 9, 2020- 790 stockers**

Steers	Price Range	Average	Top	Heifers	Price Range	Average	Top
1000+	163.00-183.50	174.59	183.50	900+	151.00-162.00	158.33	162.00
900-999	182.50-196.00	189.47	196.00				
800-899	196.00-204.00	200.05	204.00				

Stocker sale at **Ontario Livestock Exchange: September 10, 2020 – 233 Stockers**

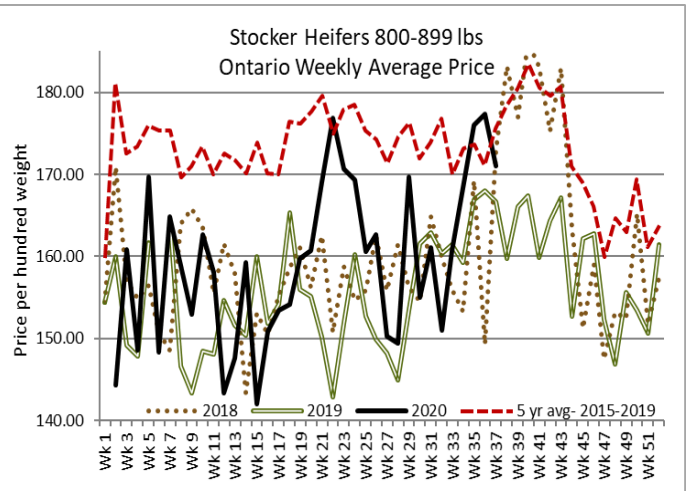
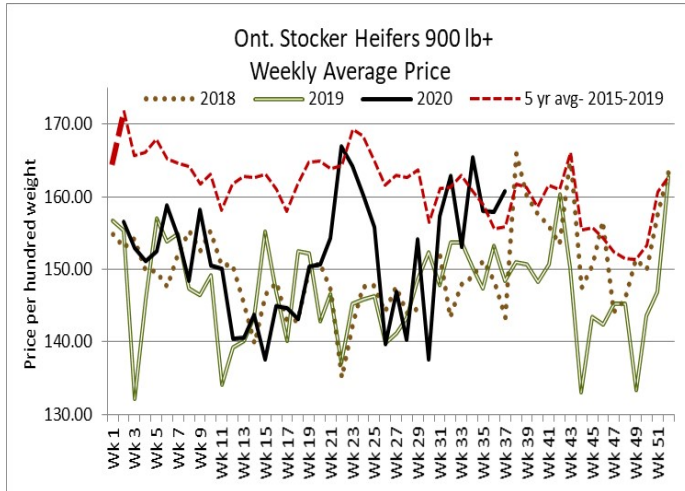
Steers	Price Range	Average	Top	Heifers	Price Range	Average	Top
600-699	152.50-210.00	186.47	211.00	700-799	126.00-173.00	153.00	173.00
500-599	162.50-247.50	206.14	254.00	600-699	127.50-175.00	156.17	177.50
400-499	190.00-247.50	229.10	257.50	500-599	157.50-170.00	164.00	170.00
399-	197.52-265.00	233.33	265.00	400-499	160.00-205.00	193.75	227.50

Stocker sale at **Ottawa Livestock Exchange: September 10, 2020 – 88 Stockers**

Steers	Price Range	Average	Top	Heifers	Price Range	Average	Top
600-699	220.00-226.00	221.20	230.00	500-599	150.00-214.00	191.54	214.00
500-599	244.00-260.00	255.00	260.00	400-499	150.00-234.00	206.80	234.00
400-499	158.00-267.00	228.45	267.00	300-399	166.00-212.00	186.40	212.00

Stocker sale at: **Ontario Stockyards Inc: September 10, 2020 – 504 Stockers**

Steers	Price Range	Average	Top	Heifers	Price Range	Average	Top
1000+	140.50-165.00	152.84	169.50	900+	147.50-159.00	152.22	159.00
900-999	150.00-169.00	157.55	172.50	800-899	150.00-162.00	156.03	162.00
800-899	150.00-191.00	177.61	191.00	700-799	150.00-202.50	182.50	219.00
700-799	156.00-197.50	186.07	220.50	600-699	147.00-216.00	190.77	222.00
600-699	172.50-221.50	191.48	235.00	500-599	160.00-216.00	186.37	216.00
500-599	187.50-237.50	212.08	238.00	400-499	192.50-248.00	220.14	248.00
400-499	192.50-246.00	228.98	256.00	300-399	202.50-225.00	215.07	225.00
399-	255.00-260.00	258.78	260.00				



CATTLE EXPORTS-ONTARIO

	Week ending Aug 22, 2020	Week ending Aug 15, 2020	Year to Date 2020
Total live slaughter cattle exported from Ontario to the U.S.	1,475	1,325	84,205
Steers & Heifers & Cows	1,246	1,061	75,285
Bulls	229	264	8,920

ALBERTA DIRECT TRADE

For the week ending September 10, 2020

Steers	Live FOB	135.50-136.00	Rail FOB	222.00-223.50
Heifers	Live FOB	N/T	Rail FOB	222.00-223.50

U.S. TRADE (U.S. funds)

For the week ending September 10, 2020

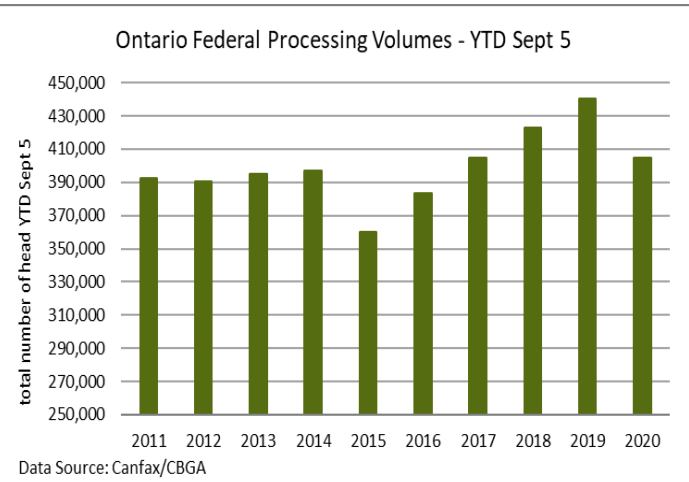
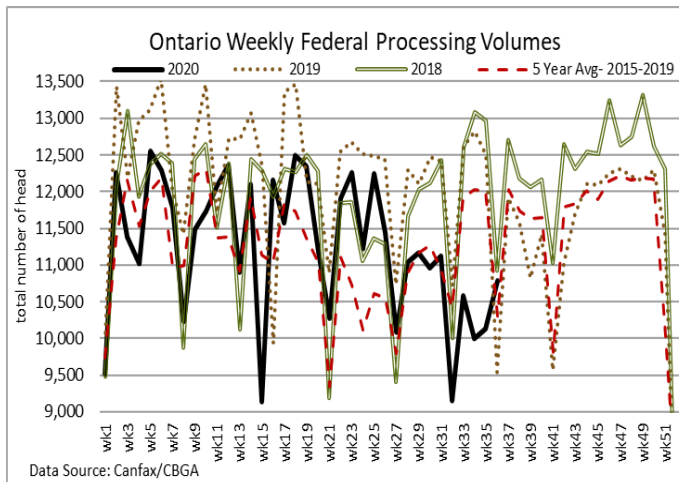
Choice and Select Steers and Heifers:	Live	100.00-103.00
	Rail	158.00-161.00

QUEBEC ELECTRONIC AUCTION MARKET (F.O.B. THE FEEDLOT)

	Price	Change from Last Week
For the week ending September 10, 2020	231.50-233.25	-4.81

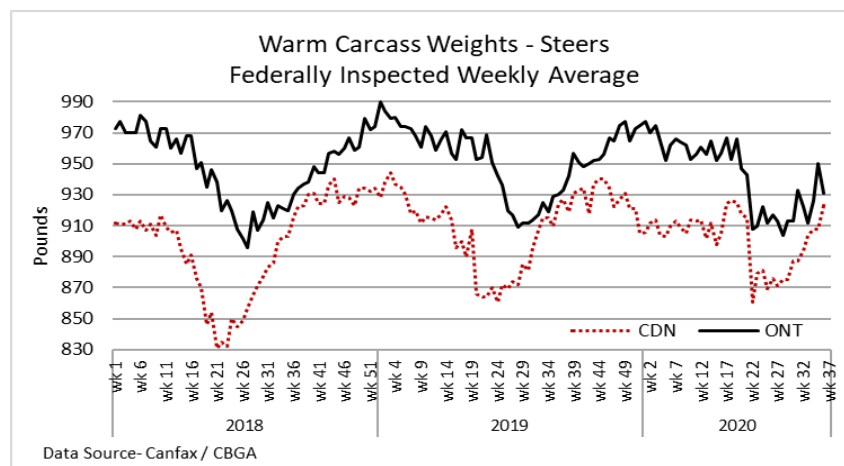
FEDERALLY INSPECTED CANADIAN PROCESSING

	Week Ending Sep 5, 2020	# of hd change from week ago	YTD	% Change (Week Ago)	% Change (Year Ago)
Grand Total	59,838	-4,593	2,036,231	-7%	-6%
Western Slaughter	47,638	-5,187	1,585,303	-10%	-7%
Eastern Slaughter	12,200	+594	450,928	+5%	-4%



AVERAGE CARCASS WEIGHTS – CANADA

	Steers	Heifers
Sept 5, 2020	923	840
Aug 29, 2020	918	824
Sept 7, 2019	924	839



USDA ESTIMATED CATTLE PROCESSING VOLUME

	Week Ending Sep 12, 2020	Previous Week	Year Ago
Grand Total	574,000	633,000	636,000

U.S. BOXED BEEF CUT-OUT VALUES (U.S. funds)

	Choice 600-900	Select 600-900
Current Five Day Average:	224.34	209.02

BEEF EXPORTS – CANADA

	United States	Change from last year YTD	Mexico	Change from last year YTD
Total	Jan 1- Jul 31/20		Jan 1- Jul 31/20	
	171,647 tonnes	-6% or -10,458 tonnes	6,864 tonnes	-21% or -1,812 tonnes
	Japan	Change from last year YTD	China	Change from last year YTD
Total	Jan 1- Jul 31/20		Jan 1- Jul 31/20	
	25,241 tonnes	-8% or -2,199 tonnes	4,877 tonnes	-57% or -6,598 tonnes

LIVE CATTLE – CANADA

IMPORTS			Import % change from 2019 YTD	EXPORTS			Export % change from 2019 YTD
Jan 1- Jul 31/20				Jan 1- Aug 29/20			
Pure bred	2,139		-9%	Slaughter steers & heifers & cows	326,998		+7%
Non-pure bred	123,537		+15%	Feeder cattle & calves	81,478		-50%
				Bulls	28,137		-5%

BEEF PRODUCTION – CANADA

	Jan 1 – Sept 5/20	Last Year Same Time	% Change
Fed	696,893 tonnes	720,313 tonnes	-3%
Non-fed	96,113 tonnes	120,502 tonnes	-20%

BEEF IMPORTS – CANADA

	Jan 1 – Sept 5/20	Last Year Same Time	% Change
United States	79,500 tonnes	73,584 tonnes	+8%
Non-CUSMA	37,859 tonnes	29,055 tonnes	+30%
EU-28 (beef/veal total)	9,627 tonnes	1,985 tonnes	+385%
Total	135,018 tonnes	110,278 tonnes	+22%

CHICAGO MERCANTILE EXCHANGE

Closing quotes on futures today were as follows:

Live Cattle			Feeder Cattle			Corn			Soybeans			Canadian \$		
Oct	105.52	+0.42	Sep	140.00	+0.82	Sep	3.650	+7.6	Sep	10.054	+20.4	Spot	75.80	-0.06
Dec	109.90	+0.47	Oct	140.57	+0.97	Dec	3.684	+3.4	Nov	9.960	+18.4	Sep	75.80	-0.05
Feb	114.32	+0.27	Nov	141.32	+0.92	Mar	3.782	+3.2	Jan	9.992	+17.6	Dec	75.82	-0.05
Apr	116.95	+0.20	Jan	139.12	+0.30	May	3.844	+3.0	Mar	9.966	+16.6	Mar	75.85	-0.05
Jun	110.42	+0.37	Mar	138.70	+0.10	Jul	3.880	+2.6	May	9.952	+14.6	Jun	75.85	-0.05
Aug	108.62	+0.42	Apr	140.10	+0.07	Sep	3.842	+1.6	Jul	9.946	+12.2	Sep	75.83	-0.05

Beef Farmers of Ontario, 130 Malcolm Road, Guelph, ON N1K 1B1 Phone: (519) 824-0334 Fax: (519) 824-9161 or email: markets@ontariobeef.com

ONTARIO STOCKER & FEEDER TRADE SPECIAL FALL SALES

Sep 12 1:00 pm	Maple Hill Auctions Ltd	Ontario Autumn Simmental Classic
Sep 14 7:00 pm	Maple Hill Auctions Ltd	Bi-weekly Fall Stocker Sale- First sale
Sep 15 10:00 am	Thessalon-Algoma Livestock Sales	Yearling Sale- 90% Vaccinated
Sep 17 11:00 am	Ontario Stockyards Inc	Special Fall Yearling Sale (in regular sale)
Sep 18 11:00 am	Community Livestock Exchange	Quinte Cattlemen's Assoc. Fall Stocker Sale
Sep 25 9:00 am	Keady Livestock Market	Grass Yearling Sale- selling on an overnight stand
Sep 25 7:00 pm	Cargill Auction Market	Char & Exotic Cross Yearling Steers & Heifers
Sep 26 8:30 am	Rainy River Cattlemen's Sale	Mainly Calves, some yearlings, Cows. Etc
Sep 26 11:00 am	Denfield Livestock Exchange	Fall Stocker Sale. No cows please
Sep 30 10:00 am	Kawartha Lakes Community Sale Barn	Fall Stocker Sale
Sep 30 2:00 pm	Vankleek Hill Livestock Exchange	Fall Stocker Sale
Oct 2 9:00 am	Keady Livestock Market	Grass Yearling Sale- selling on an overnight stand
Oct 2 7:00 pm	Cargill Auction Market	Char & Exotic Cross Yearling Steers & Heifers
Oct 6 11:00 am	Ontario Stockyards Inc	Special Fall Yearling Sale
Oct 7 10:00 am	Kawartha Lakes Community Sale Barn	Fall Stocker Sale
Oct 8 11:00 am	Ontario Stockyards Inc	Angus Program/CDN Hereford Assoc. Sale
Oct 9 9:00 am	Keady Livestock Market	Grass Yearling Sale- selling on an overnight stand
Oct 10 11:00 am	Denfield Livestock Exchange	Fall Stocker Sale. No cows please

Comments for the week ending September 10th

380 fed steers and heifers sold through auction markets this week which up 33 from last week and 77 head more than this time last year. Fed steers ranged from \$128.29-\$146.74 averaging \$138.56 down \$3.08 from last week but \$6.32 above year ago prices. The fed heifers sold from \$117.67-\$142.70 averaging \$131.00 down \$4.61 from last week and \$1.15 below year ago prices. Auction markets reported trade as active at slightly higher prices to under pressure at slightly lower prices on Tuesday. By Wednesday, trade was steady to stronger with Thursday's trade noted as barely steady.

The Ontario railgrade market continued under pressure again this week with demand easing as the week progressed. Prices started out the previous Friday down \$3.00 from the previous day at \$232.00 dressed for steers and \$231.00-\$232.00 for heifers on limited trade. Tuesday of this week sales were light but steady to Friday with delivery the beginning of October, with a couple of deals at \$240.00 for spot delivery. By Wednesday there was no new trade to report with bids dropping to \$230.00 dressed. Packer interest was light and sellers were not interested in the lower prices. This week's prices are averaging \$8.25 cwt lower than last week and \$6.00 lower than the same time last year.

Lighter receipts of 1,926 fed/cull cows came to market this week with auction numbers down 113 head from last week and 228 fewer than the same week last year. Cows ranged from \$57.84-\$86.27 averaging \$70.92 down \$3.07 from last week and fully steady to year ago prices. Auction markets reported trade as selective and slightly easier to start, with one market noting sales down \$3.00-\$5.00 cwt while another noted stronger prices. As the week progressed, auctions reported cows as selling steady.

Much lighter volumes of stocker and feeder cattle were sold through auction markets this week at 3,647 head, down 196 from last week and 2,380 fewer than the same week last year. In fact, this is the lowest volume for this particular week noted since data collection started in 2001. Stocker prices continue to trade strong despite the decline in the fed cattle market. Auction markets reported trade as fully steady with one market noting grass cattle at a premium. By mid week heavier cattle were trading barely steady. By week's end trade was active at steady to firm prices, with one market noting heifers as selling at a premium. All classes of cattle remain stronger than year ago prices with the exception of heifers under 400 lbs. This week's average prices for steers 400-500 lbs is down \$8.66 cwt from last week, 500-600 lbs is up \$6.70, 600-700 lbs up \$3.03, 700-800 lbs up \$3.44, 800-900 lbs up \$7.50, 900-1000 lbs up \$5.00 and steers 1000 lbs and over averaged \$0.77 stronger than last week. Heifers from 300-400 lbs averaged \$10.82 below last week, 400-500 lbs up \$13.14, 500-600 lbs up \$11.14, 600-700 lbs up \$0.97, 700-800 lbs up \$2.19, 800-900 lbs down \$6.30 and heifers 900 lbs plus averaged \$2.90 stronger than last week.

The Quebec electronic market on Wednesday, ranged from \$231.50-\$233.25 dressed, down \$4.81 from the previous week on average.

Alberta direct trade this week did not develop until Wednesday and Thursday, with sales at \$225.00 cwt delivered on a dressed basis. Canfax reports: "Sales are positioned at the top end of last week's trading range." On a picked up basis Canfax reported live steers from \$135.50-\$136.00 averaging \$135.85 up \$2.85 from last week. Dressed trade ranged from \$222.00-\$223.50 for both steers and heifers, on a picked-up basis, with steers averaging \$223.42 up \$0.81 and no heifer trade last week to compare too.

The US cash cattle trade, for the week ending September 3rd was light to moderate from Tuesday to Thursday. The USDA Mandatory Price Report listed live sales for the week from \$101.00-\$105.00, with steers averaging \$103.12 down \$1.97 from the previous week on average, while heifers averaged \$103.04 down \$2.00. On the rail trade ranged from \$162.00-\$164.00 dressed, with steers averaging \$163.07 down \$3.46 and heifers \$162.82 down \$3.88 from the previous week's weighted average prices.

This week, the market was fairly quiet until Wednesday. Trade was moderate in the south with sales at \$101.00 live down \$2.00 from last week on average. Moderate trade in the north ranged from \$158.00-\$161.00 dressed, mainly \$160.00-\$161.00 down \$2.00-\$3.00 cwt from last week's trade. Thursday the market was fairly quiet with just a few sales noted at prices steady to the early week's decline at \$101.00 live in the south and \$159.00-\$161.00 dressed in the north. At time of reporting Friday noon, a light test is developing in Texas at \$102.00 live, up \$1.00 from early week trade and \$1.00 below last week. Bids are sitting at \$102.00 in Kansas and \$103.00 in Iowa with dressed bids in the north at \$161.00 with no deals reported. Asking prices are sitting at \$104.00-\$105.00 live in the south and \$164.00-\$165.00 dressed in the north. Business should continue this afternoon.