



Weekly Market Information Report for the week ending Thursday September 24, 2020

The following information is collected from various sources and disseminated by Beef Farmers of Ontario.

ONTARIO DIRECT TO PACKER RAILGRADE CATTLE TRADE

Prices are on a carcass weight basis before grade and weight discounts. Weekly Range:

A Grade Steers No new trade reported. Bids at \$230.00 dressed.
A Grade Heifers No new trade reported. Bids at \$229.00-\$230.00 dressed.

ONTARIO LIVE CATTLE TRADE

Ontario auction sales this week saw weighted average price ranges for:

FED CATTLE	Volume	Price Range	Average	Top	Last Week Avg
Large Frame Steers +1250	182	128.13-144.02	139.29	155.50	141.54
Medium Frame Steers +1250	72	117.02-140.56	135.40	157.00	134.08
Large & Medium Frame Steers +1250	254	125.89-143.91	138.68	157.00	137.36
Large Frame Heifers +1000	81	121.81-142.38	134.16	175.00	134.80
Medium Frame Heifers +1000	93	104.84-140.31	130.35	148.00	133.11
Large & Medium Frame Heifers +1000	174	107.29-141.25	130.88	175.00	134.91
Fed steers, Dairy & Dairy Cross +1250	18	108.80-116.39	113.14	128.00	111.87
Fed heifers, Dairy & Dairy Cross +1000	62	75.32-104.30	90.73	113.50	93.44
Cows - All Weights	1,908	56.01-88.82	72.32	113.00	71.24
Bulls - All Weights	141	89.34-118.46	104.63	149.00	108.28

STOCKERS - Large and Medium Frame

STEERS	Volume	Price Range	Average	Top	Last Week Avg
1000+	550	162.76-182.43	175.28	187.00	176.47
900-999	249	175.96-191.14	185.32	197.00	185.88
800-899	364	186.55-209.93	200.20	214.75	197.55
700-799	236	176.92-224.41	210.00	235.49	208.05
600-699	297	177.77-237.06	217.63	245.00	216.28
500-599	330	175.17-246.55	222.76	254.99	222.70
400-499	178	175.21-253.78	228.90	268.99	236.15
-399	104	200.11-244.26	223.76	285.00	223.60

HEIFERS	Volume	Price Range	Average	Top	Last Week Avg
+900	334	149.84-173.64	165.05	183.50	168.74
800-899	324	168.81-188.36	180.95	195.00	183.58
700-799	216	175.81-198.53	187.21	208.50	188.42
600-699	284	163.26-204.95	186.65	218.00	189.32
500-599	228	145.37-208.06	182.39	230.00	195.65
400-499	164	154.96-210.42	189.08	224.00	184.59
300-399	65	160.92-196.92	183.70	229.00	181.26
-299	19	160.26-183.05	174.08	242.50	179.54

At Kawartha Lakes Community Sale Barn, September 19, 2020 –125 cows, 8 bulls, 28 veal, 14 stockers

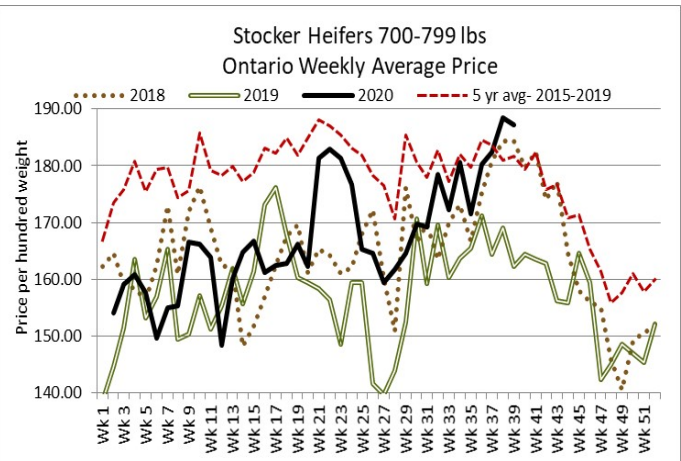
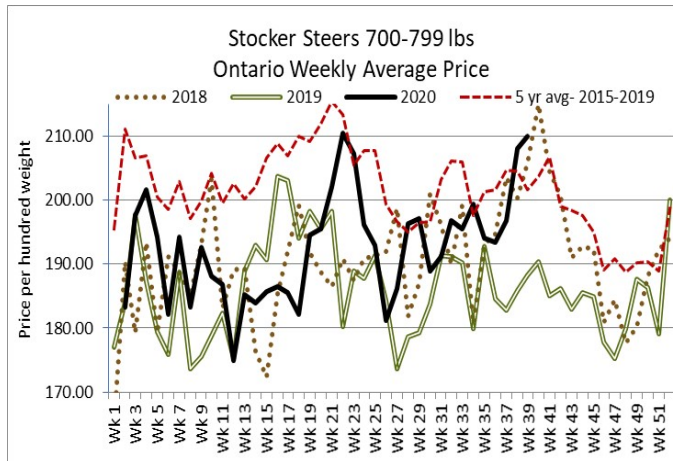
	Price Range	Avg.	Top
Cows	62.00-90.00	72.18	105.00
Bulls over 1600 lbs	100.00-129.00	116.00	129.00
Veal calves 600 lbs & over	111.00-123.00	115.07	123.00
Veal calves 125 lbs or less	55.00-320.00	79.51	320.00

Denfield Livestock Exchange Inc., September 22, 2020: 66 Fed Cattle, 16 Veal, 76 Cows, 6 bulls

	Price Range	Average	Top
Large & Medium Frame Fed Steers +1250 lbs	137.00-144.75	142.07	157.00
Large & Medium Frame Fed Heifers +1000 lbs	135.50-145.00	140.97	175.00
Cows	64.50-84.50	75.00	90.50
Veal over 600 lbs	115.50-119.00	117.13	134.00

At Aylmer Stockyards Inc.: September 23, 2020 - 39 veal, 165 Cows, 25 fed cattle, 26 stockers, 10 bulls

	Price Range	Average	Top
Fed Heifers, Dairy & Dairy Cross 1000+ lbs	79.00-113.50	103.49	113.50
Cows	56.49-96.99	75.50	109.00
Veal over 600 lbs	93.99-140.99	126.20	140.99



ONTARIO STOCKER & FEEDER TRADE

Stocker sale at Brussels Livestock: September 18, 2020 – 1,016 Stockers

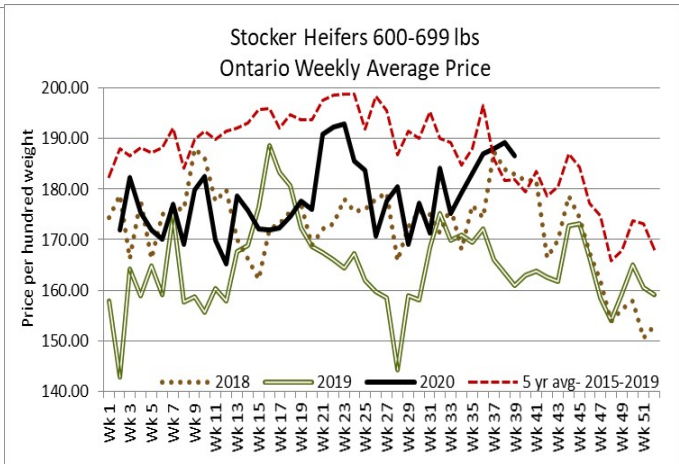
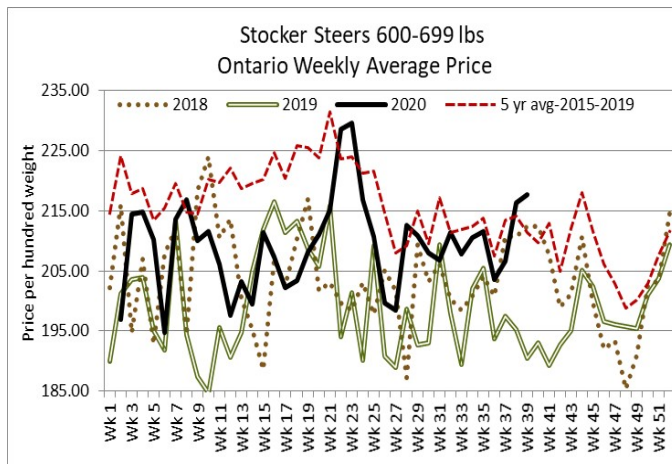
Steers	Price Range	Average	Top	Heifers	Price Range	Average	Top
1000+	166.75-181.00	173.97	186.00	900+	155.00-176.50	167.90	176.50
900-999	170.00-189.50	181.90	193.50	800-899	158.00-190.50	177.45	191.00
800-899	181.00-205.00	192.92	205.00	700-799	174.00-192.00	182.08	197.00
700-799	154.00-211.50	189.69	214.50	600-699	168.00-211.00	189.33	218.00
600-699	214.00-245.00	234.69	245.00	500-599	161.00-216.00	191.52	219.00
500-599	213.00-254.00	228.60	254.00	400-499	180.00-218.00	210.63	219.00
400-499	223.00-267.00	248.56	267.00	300-399	155.00-180.00	172.19	229.00
399	253.00-279.00	263.06	279.00	299-	145.00-160.00	155.00	160.00

Stocker sale at: Community Livestock Exchange: September 22, 2020 – 87 Stockers

Steers	Price Range	Average	Top	Heifers	Price Range	Average	Top
600-699	210.00-225.00	218.29	225.00	600-699	150.00-169.99	160.60	169.99
500-599	169.99-235.00	214.19	235.00	500-599	132.00-192.99	160.00	192.99
400-499	159.99-242.49	220.40	242.49	400-499	127.49-217.49	181.69	217.49
399-	239.99-262.50	250.99	262.50				

Stocker sale at: Keady Livestock Market: September 22, 2020 – 946 Stockers

Steers	Price Range	Average	Top	Heifers	Price Range	Average	Top
1000+	173.25-187.00	180.99	187.00	900+	152.00-183.50	176.05	183.50
900-999	190.00-197.00	194.64	197.00	800-899	187.75-195.00	191.70	195.00
800-899	195.50-214.75	206.17	214.75	700-799	187.50-208.50	198.98	208.50
700-799	200.00-233.50	224.94	233.50	600-699	186.00-214.50	200.79	214.50
600-699	209.00-245.00	233.38	245.00	500-599	167.50-210.00	185.81	226.00
500-599	191.00-240.00	217.84	242.00	400-499	162.50-224.00	202.25	224.00
400-499	133.00-195.00	169.78	248.00				



Stocker sale at: **Renfrew Pontiac Livestock: September 22, 2020 – 377 Stockers**

Steers	Price Range	Average	Top	Heifers	Price Range	Average	Top
700-799	160.00-225.99	214.10	225.99	600-699	132.49-206.99	187.20	206.99
600-699	132.49-241.00	213.20	241.00	500-599	128.00-222.00	201.60	222.00
500-599	150.00-254.99	230.20	254.99	400-499	142.50-220.00	188.50	220.00
400-499	139.99-268.99	234.49	268.99	300-399	150.00-189.99	179.20	189.99
399-	208.99-264.00	246.60	264.00				

Stocker sale at **Ontario Livestock Exchange, September 23, 2020- 346 stockers**

Steers	Price Range	Average	Top	Heifers	Price Range	Average	Top
1000+	171.00-187.00	177.70	187.00	900+	158.00-166.00	161.40	166.00
900-999	183.00-194.50	190.48	194.50	800-899	172.00-182.00	176.30	182.00
800-899	184.00-207.50	200.95	207.50				

Stocker sale at **Ontario Livestock Exchange: September 24, 2020 – 268 Stockers**

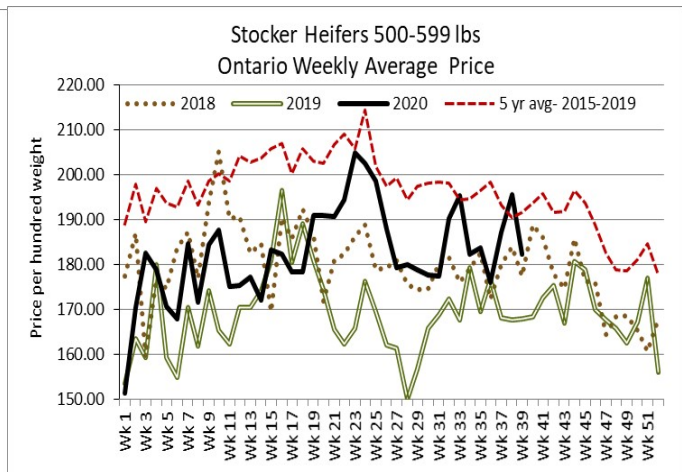
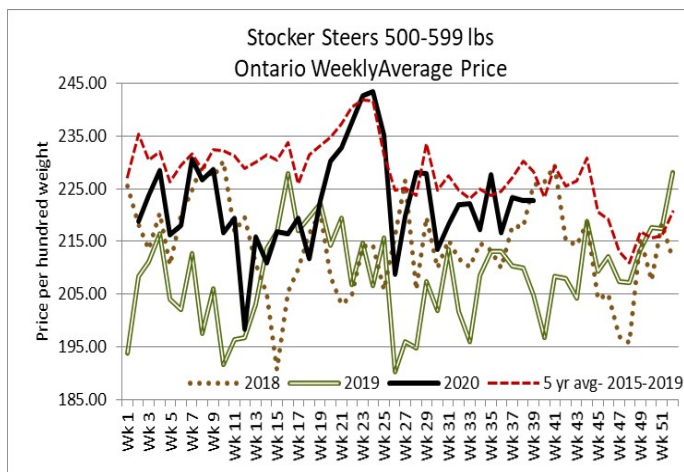
Steers	Price Range	Average	Top	Heifers	Price Range	Average	Top
600-699	177.00-223.50	203.50	223.50	600-699	125.00-187.50	153.72	187.50
500-599	147.50-222.50	179.43	234.00	500-599	137.50-182.50	165.84	230.00
400-499	165.00-205.00	184.17	210.00	400-499	142.50-192.50	168.48	195.00
399-	200.00-247.50	226.25	247.50	300-399	135.00-225.00	184.44	225.00

Stocker sale at **Ottawa Livestock Exchange: September 24, 2020 – 140 Stockers**

Steers	Price Range	Average	Top	Heifers	Price Range	Average	Top
700-799	166.00-186.00	173.33	204.00	600-699	178.00-202.00	192.00	202.00
600-699	174.00-236.00	205.25	236.00	500-599	170.00-204.00	185.00	210.00
500-599	216.00-244.00	230.45	252.00	400-499	176.00-214.00	199.20	214.00
400-499	214.00-260.00	244.63	260.00	300-399	176.00-218.00	202.50	218.00
399-	212.00-262.00	238.00	262.00				

Stocker sale at: **Ontario Stockyards Inc: September 24, 2020 – 725 Stockers**

Steers	Price Range	Top	Heifers	Price Range	Top
800-1000	152.00-183.00	191.00	800+	148.00-170.00	173.00
700-800	170.00-224.00	227.50	600-800	161.00-226.00	230.00
500-700	180.00-255.00	257.00	300-600	160.00-235.00	238.00
300-500	190.00-262.50	282.50			

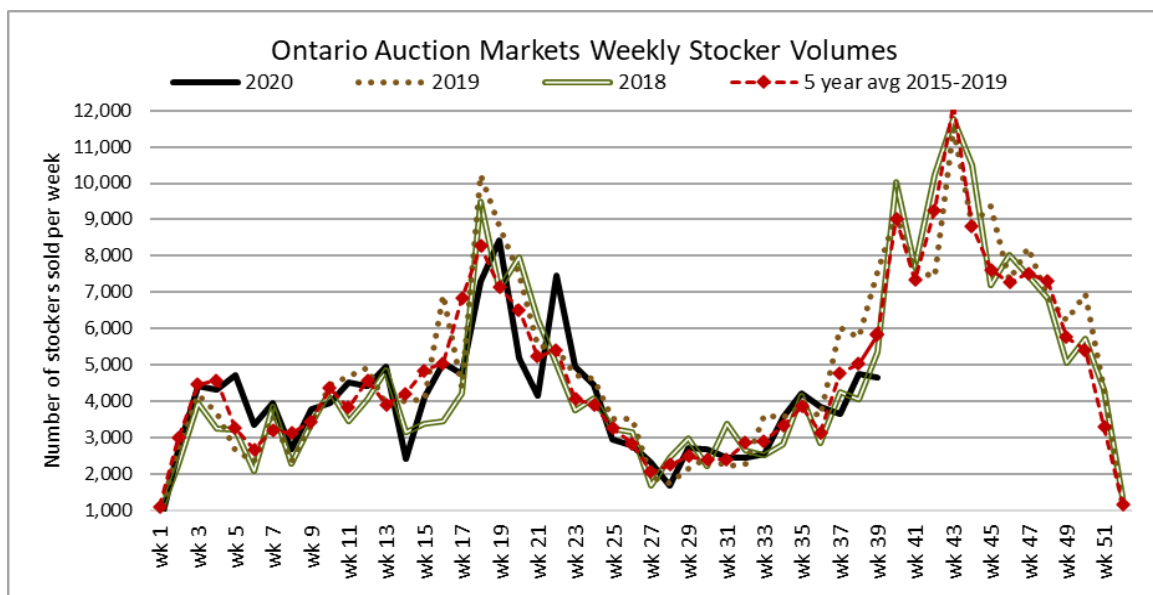


ONTARIO STOCKER & FEEDER TRADE SPECIAL FALL SALES

Stocker sale at **Community Livestock Exchange: September 18, 2020 – 572 Stockers- Quinte Cattlemen's Sale**

Steers	Price Range	Average	Top	Heifers	Price Range	Average	Top
1000+	130.00-176.20	171.39	176.20	900+	119.99-169.99	160.89	169.99
900-999	175.00-191.99	184.89	191.99	800-899	142.50-180.00	167.50	180.00
800-899	167.99-204.49	191.59	204.49	700-799	165.99-202.99	182.09	202.99
700-799	159.00-235.49	212.90	235.49	600-699	160.00-206.99	187.90	206.99
600-699	150.00-235.99	210.00	235.99	500-599	138.99-212.00	178.89	212.00
500-599	178.00-252.00	232.69	252.00	400-499	193.99-220.99	212.99	220.99
400-499	150.00-268.99	241.59	268.99				
399	275.00-285.00	282.39	285.00				

Bidding was active across all categories. Steer prices were generally above Ontario averages in the 4 -7 weights and modestly lower in the heavier weights while heifer prices were somewhat below the Ontario market on average.



CATTLE EXPORTS-ONTARIO

Week ending Aug 29, 2020

Week ending Aug 22, 2020

Year to Date
2020

Total live slaughter cattle
exported from Ontario to the U.S.
Steers & Heifers & Cows
Bulls

1,838

1,475

86,043

1,451

1,246

76,736

387

229

9,307

ALBERTA DIRECT TRADE

For the week ending September 24, 2020

Steers	Live FOB	134.50	Rail FOB	220.00-224.50
Heifers	Live FOB	N/T	Rail FOB	219.25-220.00

U.S. TRADE (U.S. funds)

For the week ending September 24, 2020

Choice and Select Steers and Heifers:	Live	103.00-107.00
	Rail	163.00-167.25

QUEBEC ELECTRONIC AUCTION MARKET (F.O.B. THE FEEDLOT)

	Price	Change from Last Week
For the week ending September 24, 2020	232.75-235.25	+1.14

FEDERALLY INSPECTED CANADIAN PROCESSING

	Week Ending Sep 19, 2020	# of hd change from week ago	YTD	% Change (Week Ago)	% Change (Year Ago)
Grand Total	67,092	+8,148	2,162,267	+14%	-6%
Western Slaughter	54,005	+5,726	1,687,585	+12%	-6%
Eastern Slaughter	13,087	+2,420	474,682	+23%	-4%

AVERAGE CARCASS WEIGHTS – CANADA

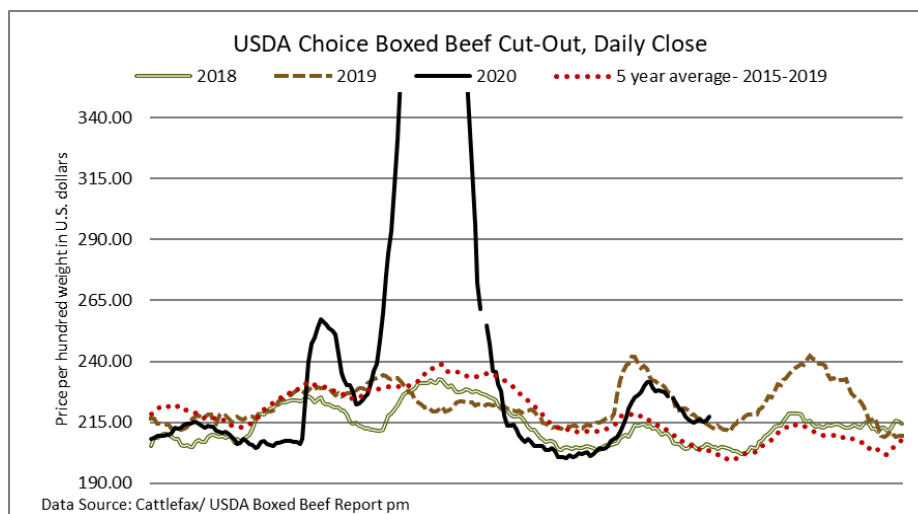
	Steers	Heifers
Sept 19, 2020	938	855
Sept 12, 2020	920	843
Sept 21, 2019	919	845

USDA ESTIMATED CATTLE PROCESSING VOLUME

	Week Ending Sep 26, 2020	Previous Week	Year Ago
Grand Total	651,000	645,000	650,000

U.S. BOXED BEEF CUT-OUT VALUES (U.S. funds)

	Choice 600-900	Select 600-900
Current Five Day Average:	216.13	206.28



BEEF EXPORTS – CANADA

	United States Jan 1- Jul 31/20	Change from last year YTD	Mexico Jan 1- Jul 31/20	Change from last year YTD
Total	171,647 tonnes	-6% or -10,458 tonnes	6,864 tonnes	-21% or -1,812 tonnes
	Japan Jan 1- Jul 31/20	Change from last year YTD	China Jan 1- Jul 31/20	Change from last year YTD
Total	25,241 tonnes	-8% or -2,199 tonnes	4,877 tonnes	-57% or -6,598 tonnes

LIVE CATTLE – CANADA

IMPORTS		Import % change from 2019 YTD	EXPORTS		Export % change from 2019 YTD
	Jan 1- Jul 31/20			Jan 1- Sep 12/20	
Pure bred	2,139	-9%	Slaughter steers & heifers & cows	342,418	+6%
Non-pure bred	123,537	+15%	Feeder cattle & calves	85,573	-48%
			Bulls	30,609	-5%

BEEF PRODUCTION – CANADA

	Jan 1 – Sept 19/20	Last Year Same Time	% Change
Fed	743,001 tonnes	764,677 tonnes	-3%
Non-fed	100,683 tonnes	126,427 tonnes	-20%

BEEF IMPORTS – CANADA

	Jan 1 – Sept 92/20	Last Year Same Time	% Change
United States	83,315 tonnes	77,906 tonnes	+7%
Non-CUSMA	39,998 tonnes	29,951 tonnes	+34%
EU-28 (beef/veal total)	10,196 tonnes	2,079 tonnes	+391%
Total	141,969 tonnes	115,837 tonnes	+232%

CHICAGO MERCANTILE EXCHANGE

Closing quotes on futures today were as follows:

Live Cattle			Feeder Cattle			Corn			Soybeans			Canadian \$		
Oct	107.57	-0.45	Oct	140.32	-1.95	Dec	3.652	+1.6	Nov	10.024	+2.4	Spot	74.65	-0.24
Dec	111.40	-0.87	Nov	140.15	-2.20	Mar	3.732	+1.0	Jan	10.062	+3.0	Dec	74.66	-0.24
Feb	114.60	-1.05	Jan	138.82	-2.07	May	3.786	+1.0	Mar	10.012	+4.0	Mar	74.69	-0.24
Apr	116.52	-0.97	Mar	138.35	-1.90	Jul	3.824	+1.0	May	9.994	+4.6	Jun	74.69	-0.24
Jun	110.10	-0.90	Apr	139.75	-1.87	Sep	3.786	+1.0	Jul	10.020	+5.0	Sep	74.68	-0.24
Aug	108.55	-0.85	May	140.55	-1.65	Mar	3.840	+0.6	Aug	9.956	+4.4	Dec	74.66	-0.24

Beef Farmers of Ontario, 130 Malcolm Road, Guelph, ON N1K 1B1 Phone: (519) 824-0334 Fax: (519) 824-9161 or email: markets@ontariobeef.com

OBCFPP LICENCE CHANGES

No longer Licenced: Country Dealer

James Roberts, 1201 County Road 46, Orillia, ON L3V 6H5

ONTARIO STOCKER & FEEDER TRADE SPECIAL FALL SALES

Sep 26 8:30 am	Rainy River Cattlemen's Sale	Mainly Calves, some yearlings, Cows. Etc
Sep 26 11:00 am	Denfield Livestock Exchange	Fall Stocker Sale. No cows please
Sep 28 7:00 pm	Maple Hill Auctions Ltd	Stocker Sale
Sep 30 10:00 am	Kawartha Lakes Community Sale Barn	Fall Stocker Sale
Sep 30 2:00 pm	Vankleek Hill Livestock Exchange	Fall Stocker Sale
Oct 2 9:00 am	Keady Livestock Market	Grass Yearling Sale- selling on an overnight stand
Oct 2 7:00 pm	Cargill Auction Market	Char & Exotic Cross Yearling Steers & Heifers
Oct 6 11:00 am	Ontario Stockyards Inc	Special Fall Yearling Sale
Oct 7 10:00 am	Kawartha Lakes Community Sale Barn	Fall Stocker Sale
Oct 8 11:00 am	Ontario Stockyards Inc	Angus Program/CDN Hereford Assoc. Sale

Oct 9	9:00 am	Keady Livestock Market	Grass Yearling Sale- selling on an overnight stand
Oct 10	11:00 am	Denfield Livestock Exchange	Fall Stocker Sale. No cows please
Oct 12	7:00 pm	Maple Hill Auctions Ltd	Stocker Sale
Oct 14	10:00 am	Kawartha Lakes Community Sale Barn	Fall Stocker Sale
Oct 14	1:00 pm	Ontario Livestock Exchange	Special Angus Sale (in regular sale)
Oct 15	11:00 am	Ontario Stockyards Inc	Leeds/Grenville Calf Sale
Oct 16	9:00 am	Keady Livestock Market	Grass Yearling Sale- selling on an overnight stand
Oct 16	12:00 pm	Temiskaming Livestock Sale	Calf and Yearling Sale
Oct 16	7:00 pm	Maple Hill Livestock Auctions	"Uppin the Ante" Charolais Sale
Oct 17	8:30 am	Rainy River Cattlemen's Sale-Stratton	Mainly Calves, Some Yearlings, Cows
Oct 17	10:00 am	Thessalon- Algoma Cooperative Livestock	Calf Sale

Comments for the week ending September 24th

Larger receipts of fed cattle sold through auction markets this week at 428 head, up 114 from last week and 131 more than the same time last year. Fed steers sold from \$125.89-\$143.91 averaging \$138.68 up \$1.32 from last week and \$8.31 stronger than year ago prices. Fed heifers traded from \$107.29-\$141.25 averaging \$130.88 down \$4.03 from last week, but \$2.04 higher than this time last year. Auction markets reported trade as steady to barely steady, but ended the week selling at firm prices.

The Ontario railgrade market was extremely quiet this week with sellers resisting bids of \$230.00 dressed for steers and \$229.00-\$230.00 for heifers. Last year at this time, trade was very light with steers averaging \$232.25 dressed.

1,908 fed/cull cows sold through auction markets this week, down 34 head from last week and 425 fewer than last year at this time. Cows ranged from \$56.01-\$88.82 averaging \$72.32 up \$1.08 from last week and \$9.89 stronger than last year at this time. Auction markets reported trade as active with prices mostly steady to higher, up to \$5.00 stronger in spots. By week's end trade was slightly easier.

Stocker and feeder cattle volumes coming to market are well below year ago levels on a week to week basis. Auctions reported 4,667 head sold, steady to last week but 2,881 fewer than the same week last year. Auction markets reported calves as steady to fully steady with steers steady to higher in spots and heifers slightly lower in spots. Yearlings were active with prices steady to stronger, with quality considered. Grass cattle were noted as steady, to bringing a premium. Actual average prices this week saw steers 400-500 lbs trading \$7.25 easier than last week, 500-600 lbs up \$0.06, 600-700 lbs up \$1.35, 700-800 lbs up \$1.95, 800-900 lbs up \$2.86, 900 -1000 lbs down \$0.56 and steers 1000 lbs and over averaged \$1.19 below last week. Heifers from 300-400 lbs were up \$2.44, 400-500 lbs up \$4.49, 500-600 lbs down \$13.26, 600-700 lbs down \$2.67, 700-800 lbs down \$1.24, 800-900 lbs down \$2.63 and heifers 900 lbs and over averaged \$3.69 lower than last week on average.

The Quebec electronic market on Wednesday, ranged from \$232.75-\$235.25 dressed, up \$1.14 from the previous week on average.

Alberta direct trade was lightly tested this week with Canfax reporting: "Weighted average steer prices are shaping up mostly steady with last week and heifer prices are trending around \$2/cwt lower." Canfax notes sales from \$219.25-\$224.50 dressed on a picked-up basis. A couple of live steers sold at \$134.50 picked-up which is steady.

The US cash cattle trade, for the week ending September 18th was stronger with live trade reported by the USDA Mandatory Price report from \$100.50-\$106.00 live, with steers averaging \$103.54 up \$2.33 and heifers \$103.33 up \$2.17 from the previous week's weighted average. In the north dressed trade was reported from \$160.00-\$165.00 dressed, with steers averaging \$163.25 up \$2.59 and heifers \$163.04 up \$2.60.

This week, the market was at a standstill other than a couple of sales here and there at \$163.00-\$164.00 dressed by a regional packer, but not enough to establish a trend. Two lots online sold from \$104.00-\$104.25 live on Wednesday. Late Thursday, trade was moderate to active in all feeding states with prices generally \$105.00 live in the south, up \$1.50-\$2.00 from last week. In the north trade was noted at \$105.00 live and \$164.00-\$166.00 dressed, mostly \$165.00, also up \$1.50-\$2.00 from last week. Today, bids in Kansas and Nebraska were steady to yesterday's market but no trade developed. It appears that business for the week has been completed.