



Weekly Market Information Report for the week ending Thursday October 1, 2020

The following information is collected from various sources and disseminated by Beef Farmers of Ontario.

ONTARIO DIRECT TO PACKER RAILGRADE CATTLE TRADE

Prices are on a carcass weight basis before grade and weight discounts. Weekly Range:

A Grade Steers \$230.00-\$237.00 dressed depending on delivery- spot to October 12th

A Grade Heifers \$230.00-\$235.00 dressed depending on delivery- spot to October 12th

ONTARIO LIVE CATTLE TRADE

Ontario auction sales this week saw weighted average price ranges for:

FED CATTLE	Volume	Price Range	Average	Top	Last Week Avg
Large Frame Steers +1250	67	135.97-143.22	139.39	147.00	139.29
Medium Frame Steers +1250	115	115.37-140.93	130.23	151.00	135.40
Large & Medium Frame Steers +1250	182	116.87-143.16	137.05	151.00	138.68
Large Frame Heifers +1000	40	126.99-140.15	136.36	141.00	134.16
Medium Frame Heifers +1000	94	121.66-140.08	131.95	150.00	130.35
Large & Medium Frame Heifers +1000	134	120.76-140.27	132.92	150.00	130.88
Fed steers, Dairy & Dairy Cross +1250	60	107.38-113.44	110.39	135.00	113.14
Fed heifers, Dairy & Dairy Cross +1000	93	77.95-109.95	94.79	134.00	90.73
Cows - All Weights	2,353	59.25-88.48	71.89	151.00	72.32
Bulls - All Weights	146	90.82-112.13	101.37	212.99	104.63

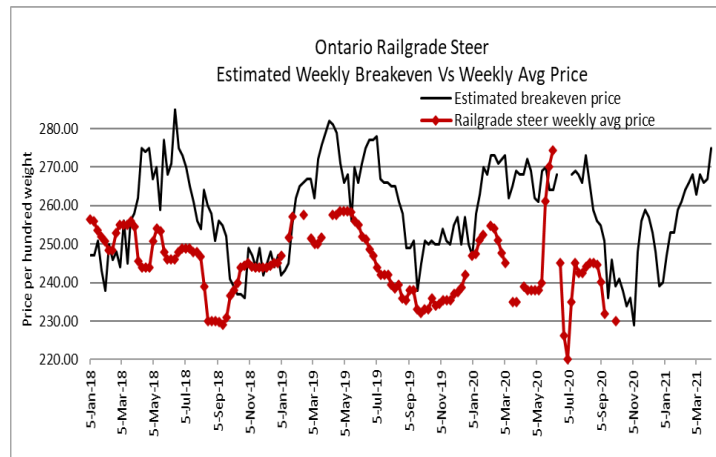
STOCKERS - Large and Medium Frame

STEERS	Volume	Price Range	Average	Top	Last Week Avg
1000+	837	171.35-187.27	179.81	191.00	175.28
900-999	1,326	185.68-201.22	193.49	208.00	185.32
800-899	824	190.11-210.86	201.95	220.25	200.20
700-799	537	195.64-220.45	210.40	231.25	210.00
600-699	600	175.13-231.67	212.81	244.00	217.63
500-599	690	180.89-256.00	226.92	275.00	222.76
400-499	466	185.61-259.92	232.32	310.00	228.90
-399	169	165.79-256.57	229.41	317.50	223.76

HEIFERS	Volume	Price Range	Average	Top	Last Week Avg
+900	509	161.06-181.07	172.07	189.75	165.05
800-899	644	173.12-187.35	182.10	192.00	180.95
700-799	521	164.53-190.65	180.37	210.00	187.21
600-699	431	139.00-216.43	178.96	239.99	186.65
500-599	361	144.20-207.77	186.31	229.00	182.39
400-499	358	158.98-210.09	190.74	242.00	189.08
300-399	96	159.88-209.12	190.24	239.99	183.70
-299	19	142.05-178.37	159.62	235.00	174.08

At Kawartha Lakes Community Sale Barn, September 19, 2020 –120 cows, 11 bulls, 45 veal, 19 stockers

	Price Range	Avg.	Top
Cows	69.00-91.50	77.14	98.00
Bulls under 1600 lbs	89.00-120.00	104.26	120.00
Bulls over 1600 lbs	116.00-131.00	120.96	131.00
Veal calves 600 lbs & over	94.00-138.00	114.76	144.00
Veal calves 125 lbs or less	52.93-205.00	99.67	205.00



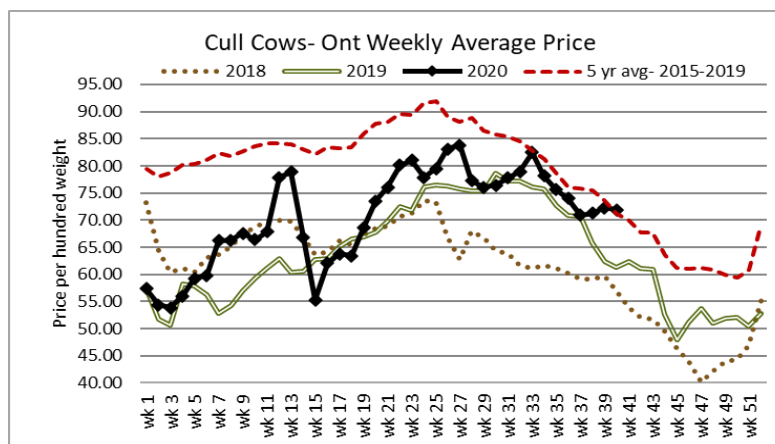
The information provided on this report is based on weighted averages for actual data collected. Input costs are a guideline only and will vary from producer to producer. BFO does not take any responsibility and accepts no legal liability arising from or connected to damages or losses experienced by producers when using this information. This is to be used at your own risk.

Denfield Livestock Exchange Inc., September 29, 2020: 127 Fed Cattle, 27 Veal, 79 Cows, 19 bulls, 11 stockers

	Price Range	Average	Top
Large & Medium Frame Fed Steers +1250 lbs	135.50-147.00	141.06	151.00
Large & Medium Frame Fed Heifers +1000 lbs	131.00-142.00	137.70	150.00
Cows	63.50-85.50	74.28	85.50
Veal over 600 lbs	111.00-126.00	118.80	144.00

At Aylmer Stockyards Inc.: September 23, 2020 - 41 veal, 236 Cows, 53 fed cattle, 76 stockers, 7 bulls

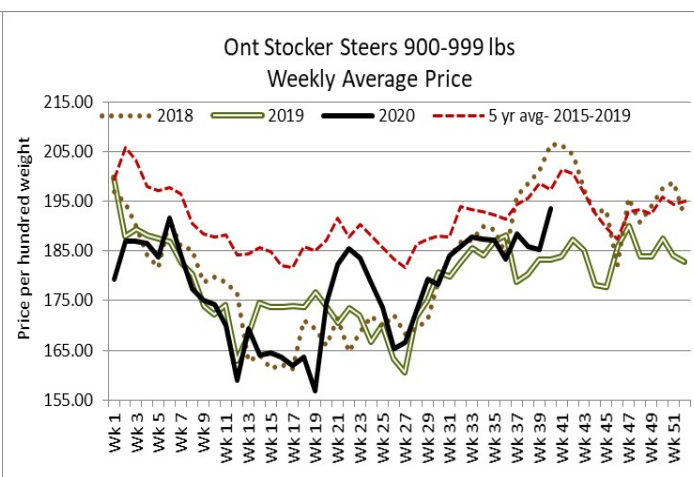
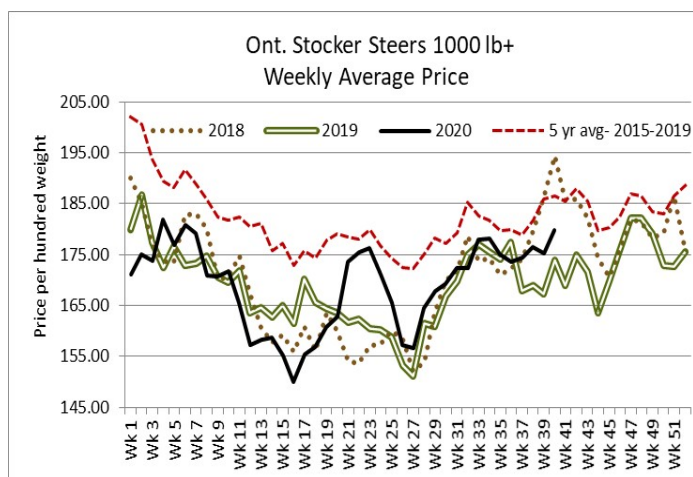
	Price Range	Average	Top
Fed Heifers, Dairy & Dairy Cross 1000+ lbs	69.99-108.00	96.99	108.00
Cows	47.99-98.49	71.39	98.49
Veal over 600 lbs	82.99-164.99	118.50	164.99



ONTARIO STOCKER & FEEDER TRADE

Stocker sale at Brussels Livestock: September 25, 2020 – 1,320 Stockers

Steers	Price Range	Average	Top	Heifers	Price Range	Average	Top
1000+	166.25-189.75	178.25	189.75	900+	159.00-183.25	171.06	183.25
900-999	178.00-199.00	188.94	199.00	800-899	177.00-187.75	183.77	187.75
800-899	185.00-210.25	197.56	211.50	700-799	165.00-196.75	184.53	196.75
700-799	203.00-224.75	216.42	224.75	600-699	150.00-193.00	180.36	202.00
600-699	176.00-232.00	207.22	237.00	500-599	153.00-202.00	186.30	221.00
500-599	190.00-254.50	232.91	254.50	400-499	177.00-209.50	199.42	209.50
400-499	244.00-266.50	255.25	266.50	300-399	172.00-204.00	192.67	227.00
399	251.00-270.00	260.25	270.00				



Stocker sale at **Maple Hill Auctions Ltd, September 28, 2020- 773 stockers**

Steers	Price Range	Average	Top	Heifers	Price Range	Average	Top
1000+	180.00-184.25	182.28	184.25	900+	167.00-185.75	173.62	185.75
900-999	187.00-197.25	191.74	197.25	800-899	170.00-186.75	180.20	186.75
800-899	205.00-213.00	211.95	213.00	700-799	198.00-199.50	198.77	199.50
700-799	221.75-231.25	227.36	231.25				
600-699	218.50-234.00	227.00	234.00				

Stocker sale at: **Community Livestock Exchange: September 29, 2020 – 178 Stockers**

Steers	Price Range	Average	Top	Heifers	Price Range	Average	Top
700-799	162.50-218.00	182.00	218.00	600-699	127.49-181.00	169.10	181.00
600-699	155.00-229.00	195.79	229.00	500-599	137.99-200.00	165.10	200.00
500-599	139.99-253.69	225.40	253.69	400-499	150.00-225.00	188.99	225.00
400-499	214.99-252.49	238.20	252.49				
399-	207.50-245.00	228.79	245.00				

Stocker sale at: **Keady Livestock Market: September 29, 2020 – 776 Stockers**

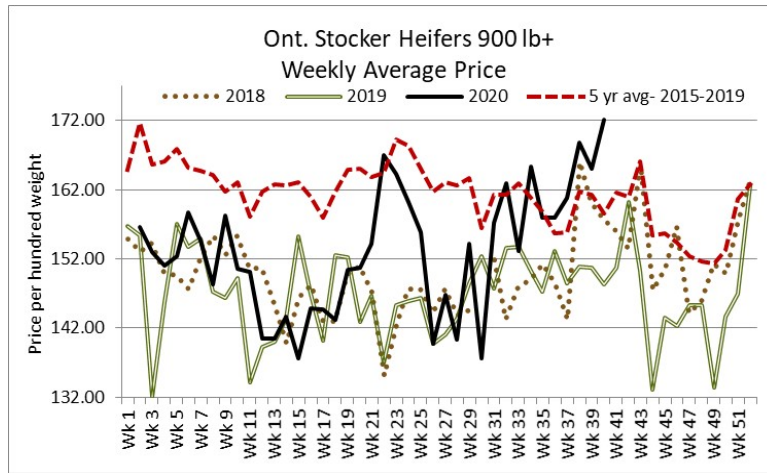
Steers	Price Range	Average	Top	Heifers	Price Range	Average	Top
1000+	160.00-184.00	172.52	184.00	900+	175.50-180.50	177.39	180.50
900-999	187.00-202.75	193.54	202.75	800-899	174.00-184.52	181.81	184.50
800-899	199.00-213.25	205.81	213.25	700-799	177.00-197.50	189.46	210.00
700-799	219.50-226.50	223.22	226.50	600-699	177.00-222.00	195.56	225.00
600-699	209.00-233.00	224.75	233.00	500-599	156.00-229.00	200.39	229.00
500-599	200.00-237.00	227.75	238.00	400-499	213.00-242.00	232.33	242.00

Stocker sale at: **Renfrew Pontiac Livestock: September 29, 2020 – 428 Stockers**

Steers	Price Range	Average	Top	Heifers	Price Range	Average	Top
900-999	84.99-132.49	108.69	132.49	600-699	139.99-208.99	190.79	208.99
800-899	121.99-198.99	190.79	198.99	500-599	119.99-214.00	195.59	214.00
700-799	119.99-212.00	182.69	212.00	400-499	119.99-212.50	187.78	212.50
600-699	182.49-241.00	225.30	241.00	300-399	155.00-222.50	191.90	222.50
500-599	197.50-247.99	232.69	247.99				
400-499	217.45-260.99	248.20	260.99				
399-	210.00-268.99	254.80	268.99				

Stocker sale at **Ontario Livestock Exchange, September 30, 2020- 450 stockers**

Steers	Price Range	Average	Top	Heifers	Price Range	Average	Top
1000+	165.00-190.00	178.69	190.00	900+	158.00-175.00	167.22	175.00
900-999	185.00-201.00	192.59	201.00	800-899	179.00-189.00	182.41	189.00
800-899	191.00-202.00	194.69	202.00	700-799	170.00-185.00	181.00	185.00



Stocker sale at **Ontario Livestock Exchange: October 1, 2020 – 425 Stockers**

Steers	Price Range	Average	Top	Heifers	Price Range	Average	Top
700-799	170.00-194.00	179.82	194.00	700-799	157.50-177.00	166.76	177.00
600-699	162.50-222.50	192.38	222.50	600-699	135.00-202.00	172.52	202.00
500-599	186.00-275.00	221.74	275.00	500-599	142.50-207.50	186.00	210.00
400-499	125.00-247.50	192.76	310.00	400-499	172.50-215.00	198.81	215.00
399-	62.00-220.00	158.59	295.00	300-399	152.50-180.00	165.42	185.00

Stocker sale at **Ottawa Livestock Exchange: October 1, 2020– 166 Stockers**

Steers	Price Range	Average	Top	Heifers	Price Range	Average	Top
600-699	176.00-232.00	207.08	232.00	600-699	134.00-176.00	151.56	188.00
500-599	188.00-254.00	219.17	254.00	500-599	140.00-194.00	170.00	202.00
400-499	180.00-238.00	218.74	238.00	400-499	132.00-172.00	153.06	192.00
399-	204.00-258.00	236.22	258.00	300-399	184.00-210.00	194.57	210.00

Stocker sale at: **Ontario Stockyards Inc: October 1, 2020– 725 Stockers**

Steers	Price Range	Top	Heifers	Price Range	Top
800-1000	160.00-201.00	205.00	800+	145.00-185.00	190.00
700-800	185.00-215.00	221.00	600-800	170.00-205.00	207.00
500-700	185.00-255.00	268.50	300-600	181.00-231.00	245.00
300-500	230.00-270.00	271.00			

ONTARIO STOCKER & FEEDER TRADE SPECIAL FALL SALES

Stocker sale at **Keady Livestock Market, September 25, 2020- 1,273 stockers**

Steers	Price Range	Average	Top	Heifers	Price Range	Average	Top
1000+	186.50-191.00	188.59	191.00	900+	183.50-184.25	184.01	184.25
900-999	193.50-208.00	200.30	208.00	800-899	188.75-190.50	189.22	190.50
800-899	212.50-220.25	215.69	220.25				
700-799	227.25-230.25	228.73	230.25				

Special Yearling Sale- selling on an overnight stand. Good quality yearlings sold at prices \$2.00-\$3.00 higher.

Stocker sale at **Denfield Livestock Exchange: September 26, 2020 – 424 Stockers**

Steers	Price Range	Average	Top	Heifers	Price Range	Average	Top
900-999	192.00-198.00	194.04	198.00	900+	158.00-184.50	177.03	184.50
800-899	181.00-211.00	195.17	211.00	800-899	179.75-191.00	185.01	192.00
700-799	181.00-208.00	193.21	208.00	700-799	176.00-191.75	184.24	192.00
600-699	204.00-231.00	212.50	231.00	600-699	170.00-188.00	180.64	188.00
500-599	195.00-226.00	213.00	226.00	500-599	200.00-204.00	203.00	204.00
400-499	57.00-230.00	138.50	230.00				

Stocker sale at **Rainy River Cattlemen's Sale: September 26, 2020 – 1,236** Stockers

Steers	Price Range	Average	Top	Heifers	Price Range	Average	Top
1000+	77.00-151.00	124.19	151.00	900+	135.00-162.00	143.59	162.00
900-999	137.99-178.20	172.30	178.20	800-899	138.99-183.00	169.79	183.00
800-899	101.49-189.99	163.59	189.99	600-699	110.00-239.99	172.99	239.99
700-799	107.00-202.00	170.10	202.00	500-599	136.00-208.00	189.79	208.00
600-699	160.00-233.49	217.49	233.49	400-499	169.99-212.00	196.59	212.00
500-599	169.99-266.00	231.00	266.00	300-399	189.99-239.99	230.69	239.99
400-499	169.99-266.99	236.69	266.99				
399	210.00-297.00	267.20	297.00	Bulls 1600 -	69.99-102.00	92.40	212.99
Cows	59.99-109.00	80.50	129.00	Bulls 1600 +	105.00-125.00	113.50	125.00

Stocker steer calves sold on strong demand at higher prices, while stocker heifers were barely steady to the previous sale. Cows continue to sell at strong prices.

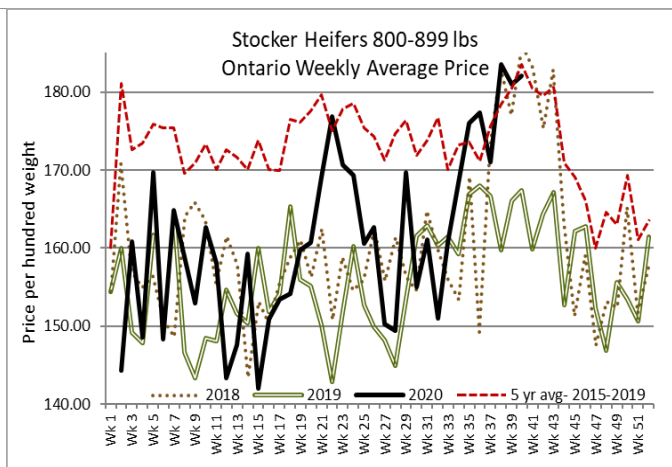
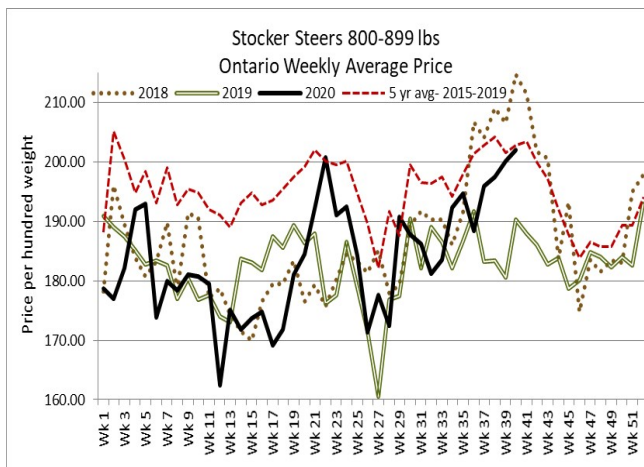
Stocker sale at: **Kawartha Lakes Community Sales Barn, September 30, 2020- 568** Stockers

Steers	Price Range	Average	Top	Heifers	Price Range	Average	Top
1000+	143.00-166.00	156.78	166.00	900+	162.00-189.75	182.05	189.75
900-999	150.00-186.25	174.06	186.25	800-899	150.00-185.75	180.56	185.75
800-899	180.00-202.50	188.83	202.50	700-799	148.00-197.00	177.37	187.00
700-799	157.50-200.50	189.58	200.50	600-699	181.00-212.00	198.59	212.00
600-699	175.00-224.00	200.33	224.00	500-599	143.00-221.00	191.89	221.00
500-599	201.00-236.50	221.25	236.50	400-499	135.00-202.00	176.17	202.00
400-499	175.00-250.00	217.59	250.00	300-399	120.00-205.00	187.03	205.00
399-	80.00-262.00	250.06	262.00				

A good selection of yearling and stocker calves sold actively at steady prices.

Stocker sale at: **Vankleek Hill Livestock Exchange, September 30, 2020- 337** Stockers

Steers	Price Range	Average	Top	Heifers	Price Range	Average	Top
800-899	170.00-202.00	192.48	202.00	700-799	162.00-190.00	170.81	190.00
700-799	166.00-218.00	193.70	218.00	600-699	154.00-196.00	171.06	196.00
600-699	194.00-241.00	215.09	244.00	500-599	144.00-204.00	175.47	204.00
500-599	186.00-250.00	217.28	253.00	400-499	164.00-210.00	177.87	210.00
400-499	174.00-263.00	220.50	263.00	300-399	148.00-176.00	155.24	176.00
399-	180.00-232.00	196.81	232.00				



CATTLE EXPORTS-ONTARIO (updates currently unavailable from AAFC)

	Week ending Aug 29, 2020	Week ending Aug 22, 2020	Year to Date 2020
Total live slaughter cattle exported from Ontario to the U.S.	1,838	1,475	86,043
Steers & Heifers & Cows	1,451	1,246	76,736
Bulls	387	229	9,307

ALBERTA DIRECT TRADE

For the week ending October 1, 2020

Steers	Live FOB	N/T	Rail FOB	221.75-224.50
Heifers	Live FOB	N/T	Rail FOB	224.50

U.S. TRADE (U.S. funds)

For the week ending October 1, 2020

Choice and Select Steers and Heifers:	Live	103.00-109.00
	Rail	164.00-168.00

QUEBEC ELECTRONIC AUCTION MARKET (F.O.B. THE FEEDLOT)

	Price	Change from Last Week
For the week ending October 1, 2020	231.50-234.00	-1.51

FEDERALLY INSPECTED CANADIAN PROCESSING

	Week Ending Sep 26, 2020	# of hd change from week ago	YTD	% Change (Week Ago)	% Change (Year Ago)
Grand Total	67,820	+728	2,230,087	+14%	-6%
Western Slaughter	54,595	+590	1,742,180	+12%	-6%
Eastern Slaughter	13,225	+138	487,907	+23%	-4%

AVERAGE CARCASS WEIGHTS – CANADA

	Steers	Heifers
Sept 19, 2020	938	855
Sept 12, 2020	920	843
Sept 21, 2019	919	845

USDA ESTIMATED CATTLE PROCESSING VOLUME

	Week Ending Oct 3, 2020	Previous Week	Year Ago
Grand Total	665,000	651,000	645,000

U.S. BOXED BEEF CUT-OUT VALUES (U.S. funds)

	Choice 600-900	Select 600-900
Current Five Day Average:	218.19	207.11

BEEF EXPORTS – CANADA

	United States	Change from last year YTD	Mexico	Change from last year YTD
	Jan 1- Jul 31/20		Jan 1- Jul 31/20	
Total	171,647 tonnes	-6% or -10,458 tonnes	6,864 tonnes	-21% or -1,812 tonnes
	Japan	Change from last year YTD	China	Change from last year YTD
	Jan 1- Jul 31/20		Jan 1- Jul 31/20	
Total	25,241 tonnes	-8% or -2,199 tonnes	4,877 tonnes	-57% or -6,598 tonnes

LIVE CATTLE – CANADA

IMPORTS		Import % change from 2019 YTD	EXPORTS		Export % change from 2019 YTD
	Jan 1- Jul 31/20			Jan 1- Sep 19/20	
Pure bred	2,139	-9%	Slaughter steers & heifers & cows	349,549	+6%
Non-pure bred	123,537	+15%	Feeder cattle & calves	87,242	-47%
			Bulls	31,203	-7%

BEEF PRODUCTION – CANADA

	<i>Jan 1 – Sept 26/20</i>	<i>Last Year Same Time</i>	<i>% Change</i>
Fed	767,758 tonnes	789,001 tonnes	-3%
Non-fed	103,365 tonnes	129,515 tonnes	-20%

BEEF IMPORTS – CANADA

	<i>Jan 1 – Sept 26/20</i>	<i>Last Year Same Time</i>	<i>% Change</i>
United States	85,744 tonnes	80,335 tonnes	+7%
Non-CUSMA	40,699 tonnes	30,286 tonnes	+34%
EU-28 (beef/veal total)	10,627 tonnes	2,245 tonnes	+373%
Total	145,917 tonnes	118,956 tonnes	+23%

CHICAGO MERCANTILE EXCHANGE

Closing quotes on futures today were as follows:

Live Cattle			Feeder Cattle			Corn			Soybeans			Canadian \$		
Oct	108.17	-0.35	Oct	139.90	-1.02	Dec	3.796	-3.0	Nov	10.206	-2.6	Spot	75.18	-0.18
Dec	111.10	-0.72	Nov	139.87	-1.37	Mar	3.892	-2.6	Jan	10.246	-2.4	Dec	75.18	-0.18
Feb	114.72	-0.75	Jan	138.00	-1.55	May	3.946	-2.4	Mar	10.186	-2.2	Mar	75.20	-0.18
Apr	117.15	-0.82	Mar	137.42	-1.22	Jul	3.984	-2.4	May	10.170	-1.6	Jun	75.20	-0.18
Jun	110.72	-0.67	Apr	138.90	-1.12	Sep	3.882	-2.0	Jul	10.206	-1.4	Sep	75.18	-0.18
Aug	109.20	-0.60	May	139.92	-0.90	Mar	3.910	-2.2	Aug	10.150	-0.6	Dec	75.16	-0.17

Beef Farmers of Ontario, 130 Malcolm Road, Guelph, ON N1K 1B1 Phone: (519) 824-0334 Fax: (519) 824-9161 or email: markets@ontariobeef.com

ONTARIO STOCKER & FEEDER TRADE SPECIAL FALL SALES

Oct 5	7:00 pm	Maple Hill Auctions Ltd	Stocker Sale
Oct 6	11:00 am	Ontario Stockyards Inc	Special Fall Yearling Sale
Oct 7	10:00 am	Kawartha Lakes Community Sale Barn	Fall Stocker Sale
Oct 8	11:00 am	Ontario Stockyards Inc	Angus Program/CDN Hereford Assoc. Sale
Oct 9	9:00 am	Keady Livestock Market	Grass Yearling Sale- selling on an overnight stand
Oct 10	11:00 am	Denfield Livestock Exchange	Fall Stocker Sale. No cows please
Oct 14	10:00 am	Kawartha Lakes Community Sale Barn	Fall Stocker Sale
Oct 14	1:00 pm	Ontario Livestock Exchange	Special Angus Sale (in regular sale)
Oct 15	11:00 am	Ontario Stockyards Inc	Leeds/Grenville Calf Sale
Oct 16	9:00 am	Keady Livestock Market	Grass Yearling Sale- selling on an overnight stand
Oct 16	12:00 pm	Temiskaming Livestock Sale	Calf and Yearling Sale
Oct 16	7:00 pm	Maple Hill Livestock Auctions	"Uppin the Ante" Charolais Sale
Oct 17	8:30 am	Rainy River Cattlemen's Sale-Stratton	Mainly Calves, Some Yearlings, Cows
Oct 17	10:00 am	Thessalon- Algoma Cooperative Livestock	Calf Sale

Comments for the week ending October 1st

316 fed steers and heifers sold through auction markets this week down 112 from last week and 107 fewer than this time last year. Fed steers ranged from \$116.87-\$143.16 averaging \$137.05 down \$1.63 from last week and \$5.39 above year ago prices. Heifers traded from \$120.76-\$140.27 averaging \$132.92 up \$2.04 from last week and \$3.75 stronger than year ago prices. Auction markets reported trade as under pressure on a selective demand, with prices \$2.00-\$3.00 easier. By Thursday the market was holding steady.

The Ontario railgrade market was extremely quiet again this week with sellers resisting bids of \$230.00 dressed for steers and \$229.00-\$230.00 for heifers for most of the week. By Wednesday a few sales had been reported at \$230.00 dressed for both steers and heifers but trade volumes were light, with delivery the week of October 5th along with a few the following week. A couple of sales for spot delivery were noted early this week at \$235.00-\$237.00 dressed.

The Boxed Beef Report by Kevin Grier noted last week's beef market as: "The cutout was steady to higher last week. Canadian prices performed seasonally with the ends firming and the loins sliding. Flats and rolls were among the top performers along with 50's. The tender put in a strong week but its loin partners, the butt and the strip slid hard. Ribs were firm at higher levels. Both ribs and hips were almost not available in Canada. The weaker currency put an edge on whatever was for sale."

Larger receipts of 2,353 fed/cull cows sold through auction markets this week, up 445 head from last week and 270 more than the same time last year. Cows traded from \$59.25-\$88.48 averaging \$71.89 down \$0.43 from last week but \$10.62 stronger than year ago prices. Auction markets reported trade as mostly steady to fully steady, with a couple of auctions noting prices \$2.00-\$4.00 higher than the previous week's trade. By Thursday the market was barely steady on larger receipts.

Stocker and feeder cattle volumes this week were up considerably with 8,388 sold through auctions up 4,446 from last week but 752 fewer than the same week last year. Auction markets reported an active trade with prices steady to stronger, with good grass yearlings up \$2.00-\$3.00 cwt. Actual average prices this week saw steers 400-500 lbs up \$3.42 from last week on average, 500-600 lbs up \$4.16, 600-700 lbs down \$4.82, 700-800 lbs up \$0.40, 800-900 lbs up \$1.75, 900-1000 lbs up \$8.17 and steers 1000 lbs plus averaging \$4.53 stronger than last week. Heifers from 300-400 lbs were up \$6.54 on average, 400-500 lbs up \$1.66, 500-600 lbs up \$3.92, 600-700 lbs down \$7.69, 700-800 lbs down \$6.84, 800-900 lbs up \$1.15 and heifers 900 lbs plus averaged \$7.02 above last week's weighted average prices. All categories of cattle are averaging higher than last year.

The Quebec electronic market on Wednesday, ranged from \$234.50-\$234.00 dressed, down \$1.53 from the previous week on average.

Alberta direct trade saw early bids at \$222.00 delivered on a dressed basis. By Thursday light trade developed with dressed sales reported from \$224.00-\$226.00 delivered. Canfax notes: "Sales are steady to a couple dollars higher than last week. One packer was buying for the second half of October delivery while the other packer was buying for the first half of November delivery. US packer interest was noted, depending on freight and dressing parentage, US bids were working back to the mid 130's FOB the lot." On a picked up basis, Canfax reported trade from \$221.75-\$224.50 dressed, with steers averaging \$223.89 up \$1.91 from last week while heifers averaged \$224.50 up \$5.00.

The US cash cattle trade, for the week ending September 25th, reported by the USDA Mandatory Price Report, listed live sales from \$103.00-\$107.00, with steers averaging \$105.05 up \$1.51, while heifers averaged \$104.91 up \$1.59. On the rail steers and heifers traded from \$163.00-\$167.25 dressed, with steers averaging \$164.89 up \$1.64 and heifers \$164.71 up \$1.67 from the previous week's weighted average prices.

This week, the market saw a light to moderate test develop on Wednesday at \$107.00 live and \$167.00 dressed in the north up \$2.00 from last week, with a few sales in the south from \$106.00-\$107.00 live up \$1.00-\$2.00 from last week. Thursday was reported as active with large volumes sold. Prices were steady to Wednesday in the south at \$107.00 live, but \$2.00 stronger than last week. In the north business ranged from \$167.00-\$168.00 dressed, up \$2.00-\$3.00 from last week and steady to \$1.00 stronger than Wednesday. Some clean up trade is possible today with asking prices in the south from \$108.00-\$109.00 live and \$169.00 plus dressed in the north. A couple of bids in the south are sitting at \$107.00 live with no sales reported at this time.