



Weekly Market Information Report for the week ending Thursday October 15, 2020

The following information is collected from various sources and disseminated by Beef Farmers of Ontario.

ONTARIO DIRECT TO PACKER RAILGRADE CATTLE TRADE

Prices are on a carcass weight basis before grade and weight discounts. Weekly Range:

A Grade Steers 230.00-232.00

A Grade Heifers 229.00-232.00

ONTARIO LIVE CATTLE TRADE

Ontario auction sales this week saw weighted average price ranges for:

FED CATTLE	Volume	Price Range	Average	Top	Last Week Avg
Large Frame Steers +1250	93	112.99-140.46	132.53	155.50	139.40
Medium Frame Steers +1250	36	120.92-136.11	129.90	142.75	135.94
Large & Medium Frame Steers +1250	129	115.66-140.25	132.74	155.50	138.63
Large Frame Heifers +1000	45	114.09-135.37	123.45	168.00	131.40
Medium Frame Heifers +1000	67	115.13-135.78	127.09	157.50`	125.01
Large & Medium Frame Heifers +1000	112	113.20-137.12	126.25	168.00	129.06
Fed steers, Dairy & Dairy Cross +1250	100	104.38-118.86	111.94	131.00	111.73
Fed heifers, Dairy & Dairy Cross +1000	72	71.44-101.95	88.29	113.50	91.91
Cows - All Weights	2,243	49.50-72.82	60.48	135.00	65.06
Bulls - All Weights	121	76.49-103.99	88.54	130.00	97.32

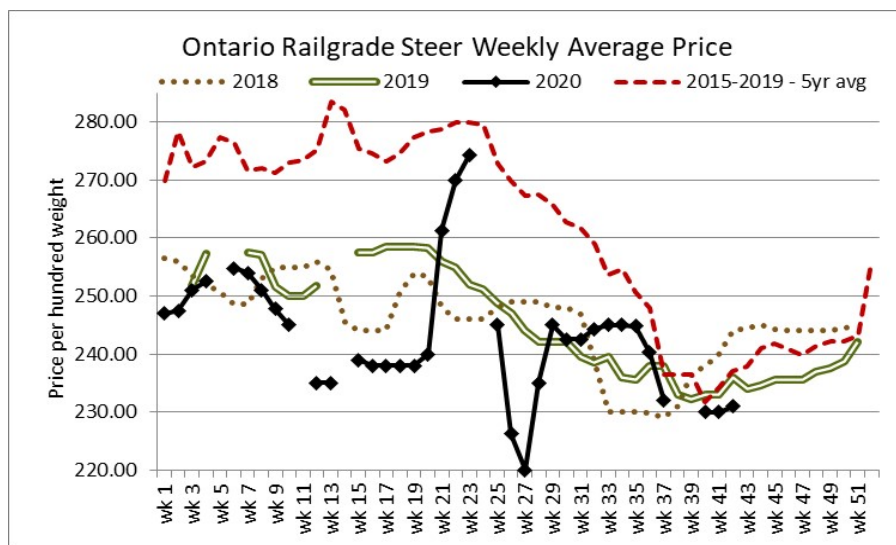
STOCKERS - Large and Medium Frame

STEERS	Volume	Price Range	Average	Top	Last Week Avg
1000+	1,174	173.64-188.56	181.55	193.75	182.58
900-999	1,514	185.43-196.36	191.38	203.75	190.89
800-899	556	185.43-205.85	196.82	214.75	198.51
700-799	317	170.95-208.83	192.91	219.00	208.12
600-699	376	177.00-224.18	204.45	239.50	205.73
500-599	536	178.95-237.63	214.46	270.00	218.00
400-499	280	186.37-267.21	234.05	295.99	230.56
-399	93	181.90-266.17	232.39	296.49	210.13

HEIFERS	Volume	Price Range	Average	Top	Last Week Avg
+900	392	148.90-176.18	163.84	186.00	157.54
800-899	435	168.00-185.16	179.16	191.00	179.58
700-799	385	151.76-187.62	175.95	203.00	176.86
600-699	271	155.32-190.31	175.10	200.00	178.18
500-599	359	152.16-206.46	184.35	217.00	185.82
400-499	250	169.16-223.54	196.44	282.50	194.48
300-399	54	152.86-218.21	182.91	250.00	184.63
-299	11	121.82-178.18	152.04	214.99	163.73

At Kawartha Lakes Community Sale Barn, October 10, 2020 – 3 fed cattle, 144 cows, 8 bulls, 19 veal, 35 stockers

	Price Range	Avg.	Top
Cows	54.00-80.00	64.17	110.00
Bulls under 1600 lbs	75.00-109.00	88.10	109.00
Bulls over 1600 lbs	90.00-112.00	99.03	112.00
Veal calves 600 lbs & over	112.00-123.00	114.92	123.00



Denfield Livestock Exchange Inc., October 13, 2020: 109 Fed Cattle, 8 Veal, 101 Cows, 3 bulls, 5 stockers

	Price Range	Average	Top
Large & Medium Frame Fed Steers +1250 lbs	130.50-143.75	138.86	155.50
Large & Medium Frame Fed Heifers +1000 lbs	124.25-141.75	135.76	168.00
Cows	49.00-68.00	59.15	79.50
Veal over 600 lbs	129.00-141.00	135.71	141.00

At Aylmer Stockyards Inc.: October 14, 2020 – 17 veal, 244 Cows, 27 fed cattle, 9 stockers, 8 bulls

	Price Range	Average	Top
Fed Heifers, Dairy & Dairy Cross 1000+ lbs	70.99-112.50	96.99	112.50
Cows	39.00-81.99	61.19	81.99
Veal over 600 lbs	109.00-147.99	121.99	147.99

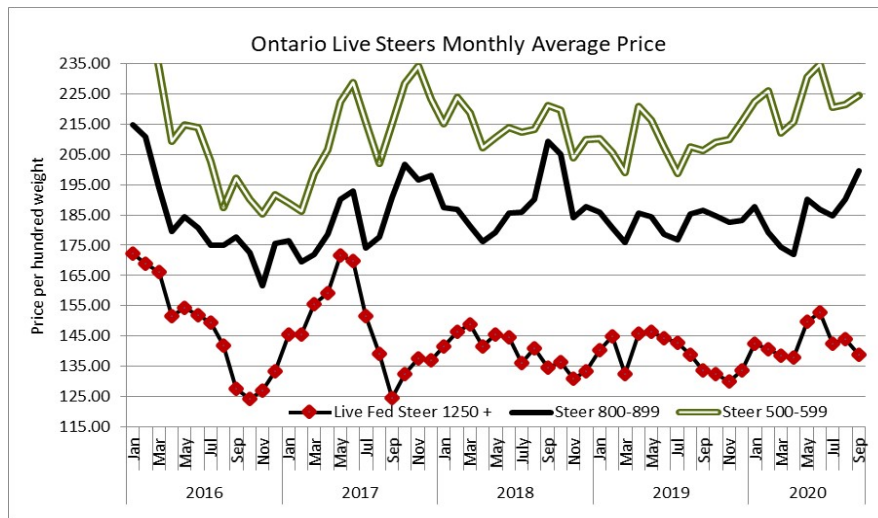
ONTARIO STOCKER & FEEDER TRADE

Stocker sale at **Brussels Livestock: October 9, 2020 – 1,367 Stockers**

Steers	Price Range	Average	Top	Heifers	Price Range	Average	Top
1000+	162.50-196.75	180.64	193.75	900+	145.00-180.00	162.71	185.25
900-999	169.00-189.25	181.76	189.50	800-899	162.00-191.00	179.34	191.00
800-899	168.00-208.75	188.34	208.75	700-799	135.00-185.00	163.63	203.00
700-799	185.00-211.50	200.88	211.50	600-699	159.00-188.00	175.68	191.00
600-699	194.00-239.50	214.49	239.50	500-599	155.00-217.00	187.07	217.00
500-599	204.00-245.00	225.08	270.00	400-499	180.00-240.00	205.45	240.00
400-499	196.00-276.00	239.54	276.00	300-399	145.00-250.00	185.54	250.00
399-	193.00-292.00	248.79	292.00				

Stocker sale at: **Community Livestock Exchange: October 13, 2020 – 296 Stockers**

Steers	Price Range	Average	Top	Heifers	Price Range	Average	Top
700-799	147.50-202.99	175.29	202.99	600-699	130.00-194.99	167.90	194.99
600-699	157.49-237.00	201.20	237.00	500-599	114.99-206.99	186.60	206.99
500-599	135.00-250.99	223.70	250.99	400-499	169.99-220.00	195.30	282.50
400-499	172.50-295.99	242.30	295.99	300-399	164.99-214.99	196.19	214.99
399-	287.50-296.49	293.69	296.49				



Stocker sale at: **Keady Livestock Market: October 13, 2020 – 1,187 Stockers**

Steers	Price Range	Average	Top	Heifers	Price Range	Average	Top
1000+	189.50-191.44	190.29	191.44	900+	135.00-178.45	164.82	178.45
900-999	191.50-198.75	195.22	198.75	800-899	170.00-179.50	178.03	179.50
800-899	188.22-212.00	203.12	214.75	700-799	130.00-185.50	167.89	185.50
700-799	201.25-219.00	208.67	219.00	600-699	173.00-197.25	185.13	197.50
600-699	180.00-228.00	211.33	228.00	500-599	170.00-203.00	183.97	207.00
500-599	180.00-223.00	207.63	241.20	400-499	175.00-230.00	207.25	230.00
400-499	217.50-252.00	234.74	252.00	300-399	162.50-242.50	200.83	242.50
399-	250.00-285.00	272.00	285.00				

Stocker sale at: **Renfrew Pontiac Livestock: October 13, 2020 – 542 Stockers**

Steers	Price Range	Average	Top	Heifers	Price Range	Average	Top
800-899	161.00-194.99	187.50	194.99	800-899	144.99-183.00	175.49	183.00
700-799	159.00-199.50	181.00	199.50	700-799	129.00-183.00	174.90	183.00
600-699	160.00-220.00	206.40	220.00	600-699	135.00-200.00	181.20	200.00
500-599	180.00-249.00	218.10	249.00	500-599	160.00-206.99	187.09	206.99
400-499	169.99-275.00	249.00	275.00	400-499	152.49-222.00	193.90	222.00
399-	200.00-285.00	258.70	285.00	300-399	160.00-220.00	189.50	220.00
				299-	180.00-214.99	193.30	214.99

Stocker sale at **Ontario Livestock Exchange, October 14, 2020- 477 stockers**

Steers	Price Range	Average	Top	Heifers	Price Range	Average	Top
1000+	168.00-189.00	177.66	189.00	900+	159.00-166.00	164.73	166.00
900-999	186.00-195.50	189.60	195.50				
800-899	189.00-194.00	192.75	194.00				

Stocker sale at **Ontario Livestock Exchange: October 15, 2020 – 310 Stockers**

Steers	Price Range	Average	Top	Heifers	Price Range	Average	Top
800-899	147.50-172.50	155.77	190.00	900+	105.00-135.00	119.70	140.00
700-799	55.00-180.00	130.25	190.00	800-899	120.00-169.00	141.56	169.00
600-699	180.00-197.50	191.19	200.00	700-799	137.50-147.50	142.50	152.50
500-599	165.00-225.00	192.61	227.50	600-699	142.00-177.00	158.03	177.00
400-499	205.00-250.00	230.25	250.00	500-599	112.50-182.50	153.08	182.50
399	70.00-230.00	162.61	230.00	400-499	175.00-200.00	190.32	200.00

Stockers sold strong at firm prices.

Stocker sale at **Ottawa Livestock Exchange: October 15, 2020– 190** Stockers

Steers	Price Range	Average	Top	Heifers	Price Range	Average	Top
700-799	142.00-186.00	164.83	186.00	700-799	84.00-162.00	128.67	162.00
600-699	158.00-196.00	178.82	208.00	600-699	130.00-178.00	158.33	178.00
500-599	158.00-225.00	193.48	238.00	500-599	144.00-190.00	170.62	190.00
400-499	168.00-240.00	203.70	244.00	400-499	130.00-162.00	142.44	188.00
399-	174.00-244.00	207.33	244.00	300-399	140.00-200.00	170.25	200.00

Stocker sale at: **Ontario Stockyards Inc: October 15, 2020– 1,479** Stockers , **19** bred cows, **4** cow/calf pairs.

Steers	Price Range	Top	Heifers	Price Range	Top
900-999	172.00-189.00	202.00	800-899	150.00-166.00	170.00
800-899	186.00-201.00	203.25	700-799	174.00-188.00	197.50
700-799	176.00-202.00	208.25	600-699	171.00-214.00	220.00
600-699	177.00-215.50	223.00	500-599	160.00-220.00	226.00
500-599	185.00-230.00	234.00	400-499	175.00-225.00	230.00
400-499	205.00-257.50	270.00	300-399		
300-399	224.00-264.00	270.00			

ONTARIO STOCKER & FEEDER TRADE SPECIAL FALL SALES

Stocker sale at **Keady Livestock Market: October 9, 2020 – 1,340** Stockers

Steers	Price Range	Average	Top	Heifers	Price Range	Average	Top
1000+	183.75-189.25	186.51	189.25	900+	175.50-186.00	181.45	186.00
900-999	188.25-198.50	193.85	203.75				
800-899	208.25-213.00	209.59	213.00				
700-799	100.00-211.00	185.21	211.00				

Special Yearling Sale- selling on an overnight stand- selling on a good active trade at fully steady prices.

Stocker sale at **Denfield Livestock Exchange: October 10, 2020 – 599** Stockers

Steers	Price Range	Average	Top	Heifers	Price Range	Average	Top
1000+	174.50-180.00	176.38	180.00	900+	160.00-181.00	169.76	182.00
900-999	167.50-188.50	181.21	192.00	800-899	174.00-189.00	183.66	189.00
800-899	190.25-195.00	192.52	195.00	700-799	170.00-199.50	188.11	199.50
700-799	175.00-217.00	198.76	217.00	600-699	177.00-199.25	188.33	199.25
600-699	181.00-208.00	203.33	208.00	500-599	179.00-187.00	183.20	187.00
500-599	172.00-223.00	198.47	223.00	400-499			

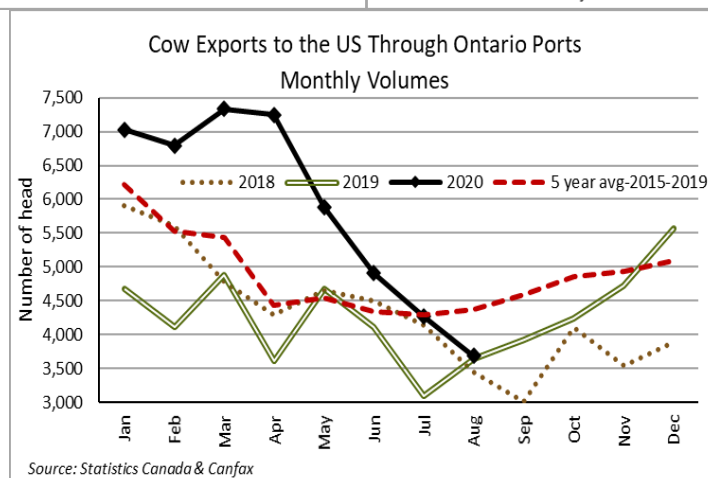
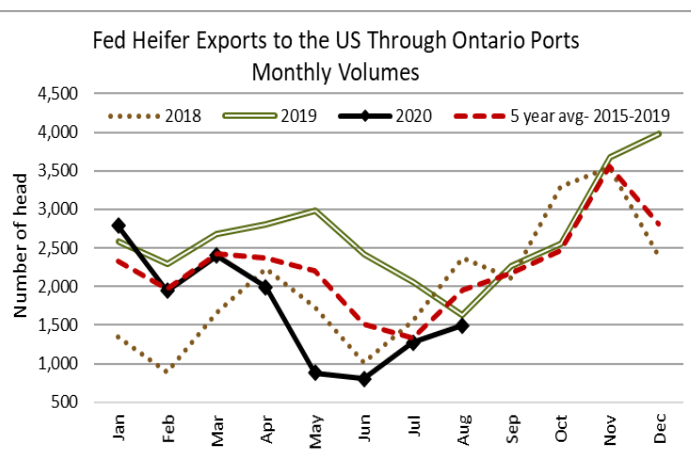
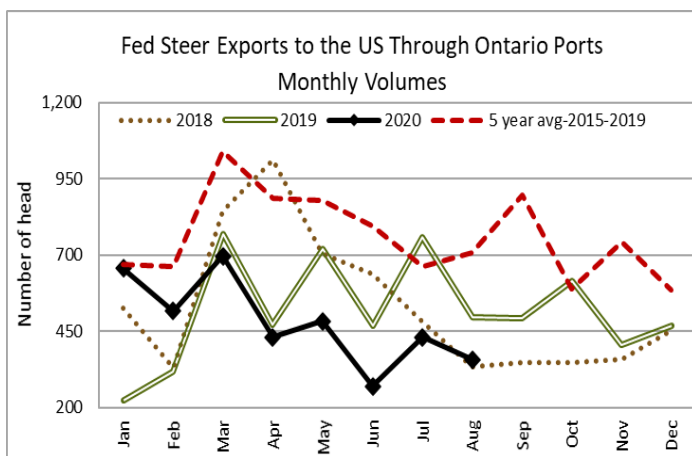
Stocker sale at: **Kawartha Lakes Community Sales Barn, October 14, 2020- 626** Stockers

1000+	172.00-187.00	181.18	187.00	900+	158.00-180.00	167.97	180.00
900-999	178.00-192.25	185.37	192.25	800-899	177.00-189.00	184.49	189.00
800-899	187.00-204.50	195.93	204.50	700-799	178.50-194.00	188.62	194.00
700-799	194.00-209.00	203.03	209.00	600-699	155.00-190.00	168.20	190.00
600-699	167.00-224.00	194.65	224.00	500-599	155.00-216.00	199.84	216.00
500-599	193.00-229.00	215.68	229.00	400-499	201.00-220.00	212.05	220.00

A good offering of yearlings sold actively at steady prices.

CATTLE EXPORTS-ONTARIO

	Week ending Sep 26, 2020	Week ending Sep 19, 2020	Year to Date 2020
Total live slaughter cattle exported from Ontario to the U.S.	1,827	1,780	93,186
Steers & Heifers & Cows	1,618	1,565	83,287
Bulls	209	215	9,899



ALBERTA DIRECT TRADE

For the week ending October 8, 2020

Steers	Live FOB	N/T	Rail FOB	225.00-226.50
Heifers	Live FOB	135.00	Rail FOB	226.50-228.50

U.S. TRADE (U.S. funds)

For the week ending October 8, 2020

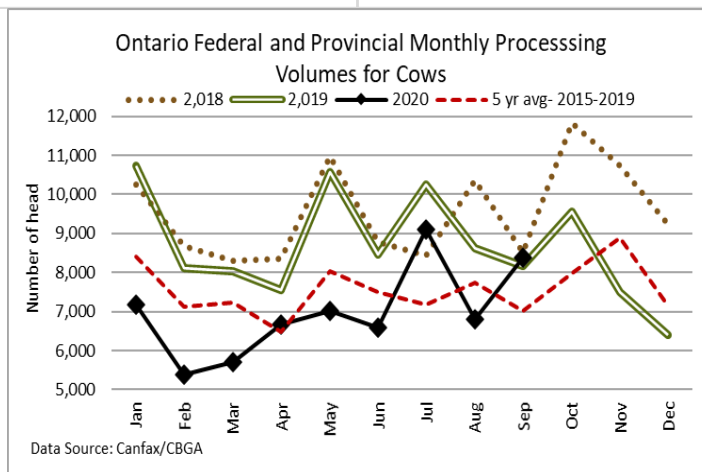
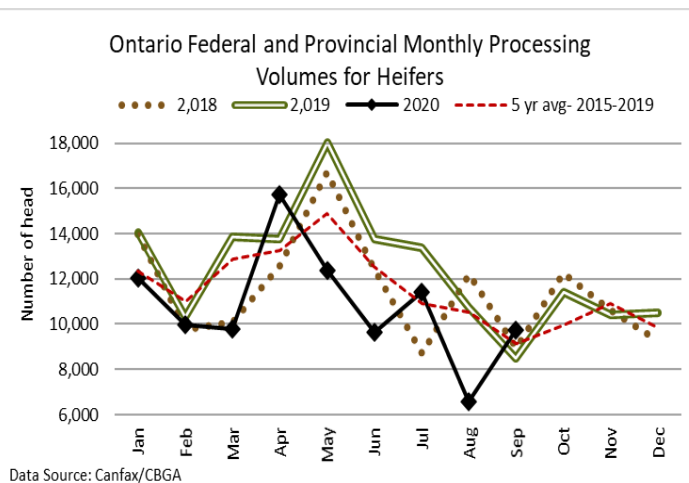
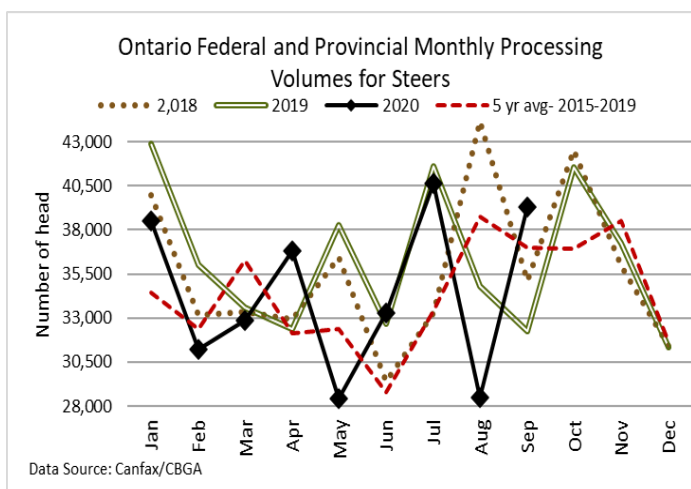
Choice and Select Steers and Heifers:	Live	105.00-109.00
	Rail	165.00-170.00

QUEBEC ELECTRONIC AUCTION MARKET (F.O.B. THE FEEDLOT)

	Price	Change from Last Week
For the week ending October 8, 2020	234.00-235.75	+1.75

FEDERALLY INSPECTED CANADIAN PROCESSING

	Week Ending Oct 10, 2020	# of hd change from week ago	YTD	% Change (Week Ago)	% Change (Year Ago)
Grand Total	62,533	-211	2,355,364	-0%	-5%
Western Slaughter	49,397	-447	1,841,421	-1%	-6%
Eastern Slaughter	13,136	+236	513,943	+2%	-3%



AVERAGE CARCASS WEIGHTS – CANADA

	Steers	Heifers
Oct 10, 2020	952	866
Oct 3, 2020	942	860
Oct 12, 2019	934	849

USDA ESTIMATED CATTLE PROCESSING VOLUME

	Week Ending Oct 17, 2020	Previous Week	Year Ago
Grand Total	654,000	637,000	643,000

U.S. BOXED BEEF CUT-OUT VALUES (U.S. funds)

	Choice 600-900	Select 600-900
Current Five Day Average:	212.55	199.20

BEEF EXPORTS – CANADA

	United States	Change from last year YTD	Mexico	Change from last year YTD
Total	Jan 1- Aug 31/20 202,089 tonnes	-4% or -9,522 tonnes	Jan 1- Aug 31/20 7,722 tonnes	-27% or -2,810 tonnes
	Japan	Change from last year YTD	China	Change from last year YTD
Total	Jan 1- Aug 31/20 29,454 tonnes	-9% or -2,996 tonnes	Jan 1- Aug 31/20 5,690 tonnes	-50% or -5,785 tonnes

LIVE CATTLE – CANADA

IMPORTS			Import % change from 2019 YTD	EXPORTS			Export % change from 2019 YTD
Jan 1- Aug 31/20				Jan 1- Oct 3/20			
Pure bred	2,325		-22%	Slaughter steers & heifers & cows	366,585		+5%
Non-pure bred	142,280		+13%	Feeder cattle & calves	89,667		-46%
				Bulls	33,059		-7%

BEEF PRODUCTION – CANADA

	Jan 1 – Oct 10/20	Last Year Same Time	% Change
Fed	813,540 tonnes	833,143 tonnes	-2%
Non-fed	108,628 tonnes	135,186 tonnes	-20%

BEEF IMPORTS – CANADA

	Jan 1 – Oct 10/20	Last Year Same Time	% Change
United States	89,596 tonnes	84,773 tonnes	+6%
Non-CUSMA	41,985 tonnes	32,004 tonnes	+31%
EU-28 (beef/veal total)	11,453 tonnes	2,449 tonnes	+368%
Total	152,541 tonnes	125,765 tonnes	+21%

CHICAGO MERCANTILE EXCHANGE

Closing quotes on futures today were as follows:

Live Cattle			Feeder Cattle			Corn			Soybeans			Canadian \$		
Oct	107.15	-0.62	Oct	138.10	-0.82	Dec	4.020	-1.6	Nov	10.500	-12.2	Spot	75.80	+0.25
Dec	108.62	-0.92	Nov	135.02	-1.45	Mar	4.070	-1.0	Jan	10.502	-11.6	Dec	75.86	+0.24
Feb	111.47	-0.95	Jan	129.32	-2.77	May	4.084	-0.6	Mar	10.376	-7.6	Mar	75.89	+0.24
Apr	113.60	-0.95	Mar	128.85	-2.65	Jul	4.086	-0.4	May	10.332	-6.0	Jun	75.90	+0.24
Jun	107.25	-1.10	Apr	130.75	-2.32	Sep	3.950	+0.6	Jul	10.352	-5.6	Sep	75.90	+0.24
Aug	105.97	-1.07	May	131.37	-2.60	Mar	3.956	+1.0	Aug	10.264	-5.4	Dec	75.89	+0.24

Beef Farmers of Ontario, 130 Malcolm Road, Guelph, ON N1K 1B1 Phone: (519) 824-0334 Fax: (519) 824-9161 or email: markets@ontariobeef.com

OBCFPP LICENCE CHANGES

Now Licenced: Country Dealer

Gingerich Veal Transport, 1267388 Ontario Incorporated, 5459 Wellington Road 87, RR 2, Harriston, ON N0G 1Z0

ONTARIO STOCKER & FEEDER TRADE SPECIAL FALL SALES

Oct 17 8:30 am	Rainy River Cattlemen's Sale-Stratton	Mainly Calves, Some Yearlings, Cows
Oct 17 10:00 am	Thessalon- Algoma Cooperative Livestock	Calf Sale
Oct 20 11:00 am	Ontario Stockyards Inc	Fall Yearling Sale
Oct 21 10:00 am	Kawartha Lakes Community Sales Barn	Fall Stocker Sale
Oct 23 10:00 am	Brussels Livestock Market	Hereford Influence Sale (in regular sale)
Oct 23 11:00 am	Community Livestock Exchange	Quinte Cattlemen's All Vaccinates Stocker Sale
Oct 24 9:00 am	Keady Livestock Market	Bruce Peninsula Char. Calf Club Sale- Presort Sale
Oct 24 11:00 am	Denfield Livestock Exchange	Fall Stocker Sale (no cows please)
Oct 26 9:00 am	Maple Hill Auctions Ltd	Local Calf Sale
Oct 26 1:00 pm	Listowel- Carson's Auction Serices	Fall Stocker Sale
Oct 27 9:00 am	Keady Livestock Market	Georgian Bay Charolais Calf Club Sale- Presort Sale
Oct 28 10:00 am	Kawartha Lakes Community Sales Barn	Fall Stocker Sale
Oct 28 2:00 pm	Vankleek Hill Livestock Market	Stocker Sale
Oct 29 9:00 am	Keady Livestock Market	Bluewater Black Calf Sale Presort Sale
Oct 29 10:00 am	Warton-Grey Bruce Livestock Co-op	Calf Sale- 90% vaccinated
Oct 30 7:00 pm	Cargill Auction Market	Local Calf Sale
Oct 31 9:00 am	Keady Livestock Market	Central Ontario Calf Producers-all breeds, owner lots.

Comments for the week ending October 15th

241 fed steers and heifers sold through auction markets this week which is steady to last week but 171 fewer than this time last year. 129 fed steers sold from \$115.66-\$140.25 averaging \$132.74 down \$5.89 from last week and \$0.72 easier than year ago prices. 112 fed heifers ranged from \$113.20-\$137.12 averaging \$126.25 down \$2.81 from last week and \$6.61 easier than year ago prices. Auction markets reported trade as steady on a light offering, with quality considered and second cut cattle under pressure. Exotic and fancy cattle were in strong demand and bringing good premiums, with steers topping the market at \$155.50 and heifers reaching \$168.00. Trade ended the week steady to \$1.00 stronger than last week's trade.

Ontario railgrade prices improved slightly as the week progressed. Trade the previous Friday continued at the \$230.00 dressed price for steers, with limited trade from \$229.00-\$230.00 for heifers, mostly \$230.00. By Tuesday, trade was reported at \$230.00-\$232.00 dressed, with prices by Wednesday and Thursday at \$232.00 for steers and \$231.00-\$232.00 for heifers, most at \$232.00. Cattle sold this week on the rail were for delivery the week of October 19th with a few the week of October 26th. This week's average price is up \$1.00 from last week, while last year at this time there was limited packer interest and no trade reported.

2,243 fed/cull cows sold through auction markets this week down 20 from last week but 339 more than the same week last year. Cows ranged from \$49.50-\$72.82 averaging \$60.48 down \$4.58 from last week and \$0.70 lower than last year at this time. Cull cows have not traded below year ago prices since the third week in July. Auction markets reported trade as steady to under pressure at prices \$3.00-\$5.00 cwt lower early week. As the week progressed, trade was active at softer prices and ended the week selling actively at firm prices.

There were 8,403 stocker and feeder cattle sold through auctions this week down 720 head from last week but 967 more than the same week last year. Auction markets reported active with one market noting sales up \$3.00-\$5.00 early week. Majority of markets noted good solid demand with active trading and prices steady to fully steady on good quality cattle. Second cut cattle were noted as trading under pressure. By weeks end, yearlings were steady while calves were noted as just steady. Actual average prices this week saw steers 400-500 lbs up \$3.49 from last week on average, 500-600 lbs down \$3.54, 600-700 lbs down \$1.28, 700-800 lbs down \$15.21, 800-900 lbs down \$1.69, 900-1000 lbs down \$0.49 and steers 1000 lbs and over averaged \$1.03 below last week. Heifers from 300-400 lbs were down \$1.72 while heifers 400-500 lbs averaged \$1.96 stronger, 500-600 lbs down \$1.47, 600-700 lbs down \$3.08, 700-800 lbs down \$0.91, 800-900 lbs down \$0.42 and heifers 900 lbs and over averaged \$6.30 higher than last week's weighted average prices. All classes of cattle traded above year ago prices by anywhere from \$3.00-\$13.00 cwt.

The Quebec electronic market on Wednesday, ranged from \$234.00-\$235.75 dressed, up \$1.75 from the previous week on average.

Alberta direct trade this week was reported by Canfax as steady to \$1.00 higher with the bulk of trade at \$228.00 delivered on a dressed basis. Canfax noted a couple of deals at \$135.00 on a live basis. Canfax reports: "Cattle that traded this week would be picked up anywhere from 3-6 weeks depending on who bought the cattle. Seasonally leverage continues to favor the packing segment. With big cattle coming down the line feedlots do not have a lot of resolve to hold cattle over or feed them longer."

The US cash cattle trade, for the week ending October 9th, saw a slight improvement as the week progressed. Overall sales for the week, ranged from \$104.00-\$110.00 live, with steers averaging \$108.26 up \$1.14 on average and heifers \$108.72 up \$1.63. On the rail trade ranged from \$168.00-\$170.00 dressed, with steers averaging \$169.67 up \$1.97 and heifers \$169.86 up \$2.29.

This week, the market was scattered at best on Monday and Tuesday with sales reported from \$107.00-\$109.00 live Monday and \$107.00-\$108.00 Tuesday and dressed deals \$165.00-\$169.00 Monday and \$167.00-\$169.00 Tuesday. Wednesday, trade was light to moderate in all feeding states, with southern deals mostly at \$108.00 live, while trade in the north ranged from \$167.00-\$170.00 dressed, mostly \$169.00. Trade was \$0.50-\$1.00 lower than last week. Thursday, light to moderate trade developed in the north with sale from \$165.00-\$168.00 dressed, mostly 168.00 with a few southern deals noted at \$108.00 live, which is steady to early week trade but \$1.00 below last week. A few clean up deals are possible today but it appears the bulk of trade for the week has been completed.