



Weekly Market Information Report for the week ending Thursday October 22, 2020

The following information is collected from various sources and disseminated by Beef Farmers of Ontario.

ONTARIO DIRECT TO PACKER RAILGRADE CATTLE TRADE

Prices are on a carcass weight basis before grade and weight discounts. Weekly Range:

A Grade Steers 230.00-232.00

A Grade Heifers 229.00-232.00

ONTARIO LIVE CATTLE TRADE

Ontario auction sales this week saw weighted average price ranges for:

FED CATTLE	Volume	Price Range	Average	Top	Last Week Avg
Large Frame Steers +1250	158	127.38-144.05	137.72	171.00	132.53
Medium Frame Steers +1250	70	123.47-137.85	131.26	145.00	129.90
Large & Medium Frame Steers +1250	228	125.22-143.08	135.90	171.00	132.74
Large Frame Heifers +1000	50	126.28-138.57	132.42	143.00	123.45
Medium Frame Heifers +1000	83	114.99-137.57	128.62	157.00	127.09
Large & Medium Frame Heifers +1000	133	116.65-138.56	130.06	157.00	126.25
Fed steers, Dairy & Dairy Cross +1250	52	73.29-115.40	94.75	132.00	111.94
Fed heifers, Dairy & Dairy Cross +1000	90	64.60-112.78	88.96	138.00	88.29
Cows - All Weights	3,107	50.11-73.32	60.88	115.50	60.48
Bulls - All Weights	172	81.66-112.43	95.19	235.00	88.54

STOCKERS - Large and Medium Frame

STEERS	Volume	Price Range	Average	Top	Last Week Avg
1000+	1,440	166.87-184.35	176.03	191.50	181.55
900-999	656	175.22-189.81	183.26	197.25	191.38
800-899	237	170.63-187.42	179.90	196.25	196.82
700-799	335	165.42-198.62	186.89	216.00	192.91
600-699	779	157.64-216.38	195.51	237.00	204.45
500-599	1,050	164.87-235.24	210.78	257.00	214.46
400-499	585	166.64-255.44	225.05	272.50	234.05
-399	196	170.66-258.68	222.93	290.00	232.39

HEIFERS	Volume	Price Range	Average	Top	Last Week Avg
+900	419	135.71-166.75	150.86	183.00	163.84
800-899	367	151.72-177.89	166.88	189.75	179.16
700-799	272	130.25-169.46	153.26	185.00	175.95
600-699	449	148.49-189.69	169.58	200.99	175.10
500-599	777	146.97-199.07	183.58	223.00	184.35
400-499	436	146.80-207.75	184.07	237.50	196.44
300-399	120	142.52-210.01	182.27	270.00	182.91
-299	34	130.66-191.76	160.16	252.50	152.04

At Kawartha Lakes Community Sale Barn, October 17, 2020 –164 cows, 16 bulls, 55 veal, 57 stockers, 2 fed cattle

	Price Range	Avg.	Top
Cows	52.00-78.50	61.57	89.00
Bulls over 1600 lbs	88.00-105.00	93.32	105.00
Veal calves 600 lbs & over	114.00-147.50	126.04	161.00
Veal calves 125 lbs or less	95.00-295.00	121.31	295.00

Denfield Livestock Exchange Inc., October 20, 2020: 115 Fed Cattle, 40 Veal, 114 Cows, 16 bulls, 5 stockers

	Price Range	Average	Top
Large & Medium Frame Fed Steers +1250 lbs	132.25-143.25	139.72	171.00
Large & Medium Frame Fed Heifers +1000 lbs	129.00-142.00	137.15	157.00
Cows	46.00-66.00	57.55	115.50
Veal over 600 lbs	117.00-131.00	122.97	148.00

At Aylmer Stockyards Inc.: October 14, 2020 – 71 veal, 255 Cows, 40 fed cattle, 23 stockers, 1 bull

	Price Range	Average	Top
Fed Heifers, Dairy & Dairy Cross 1000+ lbs	59.99-132.00	95.29	132.00
Cows	39.50-84.49	61.79	104.49
Veal over 600 lbs	84.99-145.9+9	119.79	145.99

ONTARIO STOCKER & FEEDER TRADE

Stocker sale at Brussels Livestock: October 16, 2020 – 1,480 Stockers

Steers	Price Range	Average	Top	Heifers	Price Range	Average	Top
1000+	157.00-181.50	171.99	181.50	900+	146.00-174.00	160.07	183.00
900-999	169.75-191.50	184.30	194.00	800-899	155.50-178.25	168.62	185.00
800-899	175.00-196.00	187.23	196.00	700-799	147.50-181.50	164.71	185.00
700-799	185.00-216.00	200.89	216.00	600-699	164.00-195.00	179.02	195.00
600-699	173.00-217.00	198.88	237.00	500-599	173.00-202.00	189.54	210.00
500-599	200.00-236.00	220.60	257.00	400-499	182.00-210.00	195.43	210.00
400-499	217.00-253.00	235.08	265.00	300-399	147.00-215.00	179.88	219.00
399	210.00-257.00	237.46	265.00				

Stocker sale at: Community Livestock Exchange: October 20, 2020 – 362 Stockers

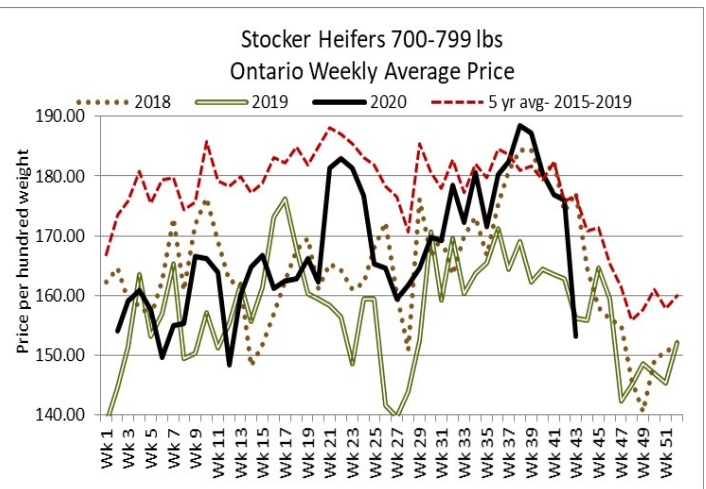
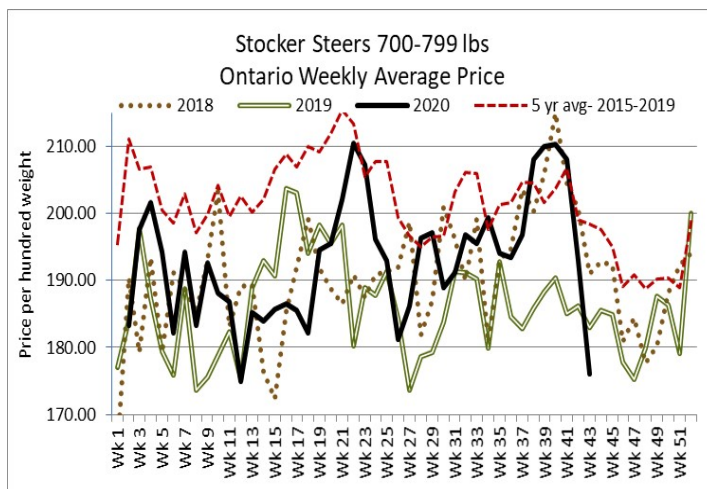
Steers	Price Range	Average	Top	Heifers	Price Range	Average	Top
600-699	112.00-210.00	177.40	210.00	700-799	95.99-158.00	144.99	158.00
500-599	125.00-245.00	209.39	245.00	600-699	122.50-194.50	151.89	194.50
400-499	139.99-272.50	232.20	272.50	500-599	105.00-185.00	161.40	185.00
399-	212.50-27.49	245.00	277.49	400-499	117.50-212.50	174.19	212.50
				300-399	155.00-192.50	179.40	192.50

Stocker sale at: Keady Livestock Market: October 20, 2020 – 567 Stockers

Steers	Price Range	Average	Top	Heifers	Price Range	Average	Top
1000+	166.00-177.50	173.18	177.50	900+	133.00-142.00	139.75	142.00
900-999	177.25-178.25	177.78	178.25	800-899	170.00-172.50	171.08	172.50
800-899	177.50-190.00	183.24	190.00	700-799	156.00-176.00	169.44	176.00
700-799	170.00-182.00	179.77	182.00	600-699	157.00-189.00	176.19	189.00
600-699	177.50-211.00	199.45	216.00	500-599	171.00-205.50	186.67	205.50
500-599	195.00-229.00	216.66	229.00	400-499	175.00-203.00	188.11	220.00
400-499	220.00-267.00	246.71	267.00	300-399	160.00-265.00	193.64	270.00
399-	262.50-290.00	275.00	290.00				

Stocker sale at: Renfrew Pontiac Livestock: October 20, 2020 – 545 Stockers

Steers	Price Range	Average	Top	Heifers	Price Range	Average	Top
700-799	132.49-193.99	182.80	193.99	700-799	100.00-183.00	143.90	183.00
600-699	114.99-208.00	189.70	208.00	600-699	151.00-200.99	181.89	200.99
500-599	162.00-237.99	214.50	237.99	500-599	139.99-220.00	192.90	220.00
400-499	180.00-260.00	236.20	260.00	400-499	144.99-220.00	196.50	220.00
399-	150.00-258.00	211.79	258.00	300-399	114.99-220.00	183.89	220.00



Stocker sale at **Ontario Livestock Exchange, October 21, 2020- 662** stockers

Steers	Price Range	Average	Top	Heifers	Price Range	Average	Top
1000+	166.00-185.00	172.84	185.00	900+	153.00-176.00	159.67	176.00
900-999	176.00-193.50	183.66	193.50	800-899	151.00-189.50	172.09	189.50
800-899	188.00-194.00	192.50	194.00				
700-799	176.00-201.00	192.93	201.00				

Stocker sale at **Ontario Livestock Exchange: October 22, 2020 – 461** Stockers

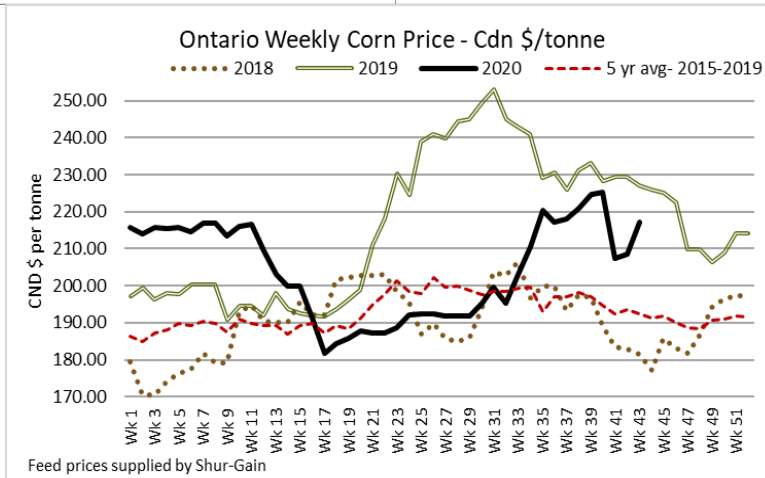
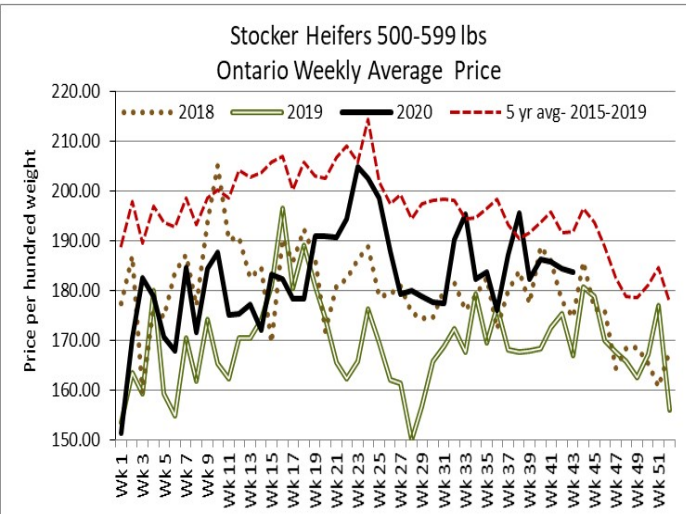
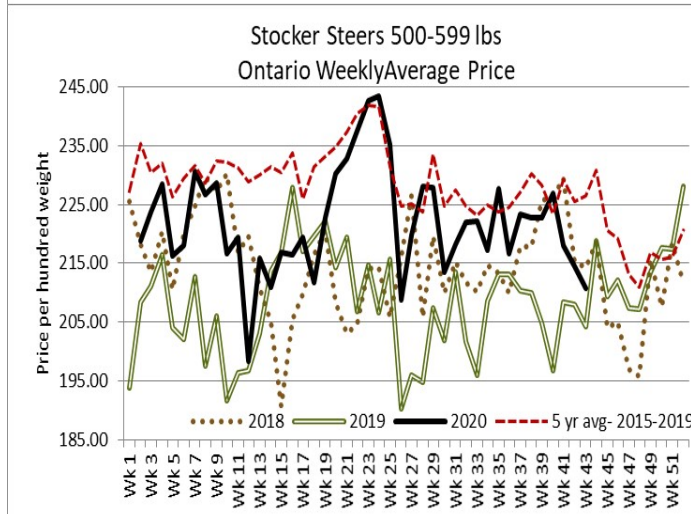
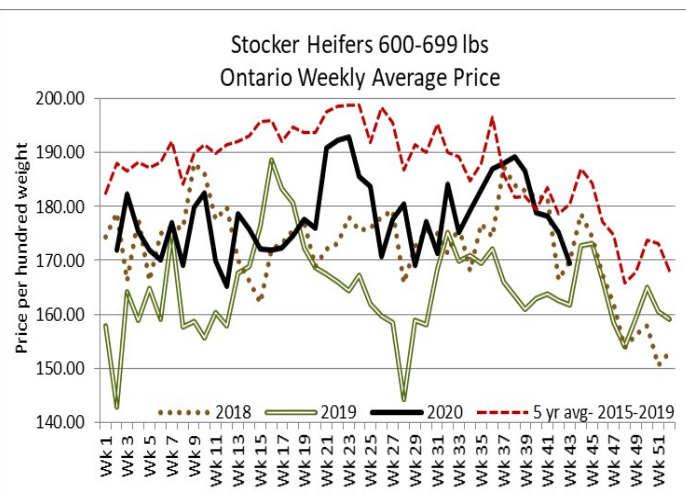
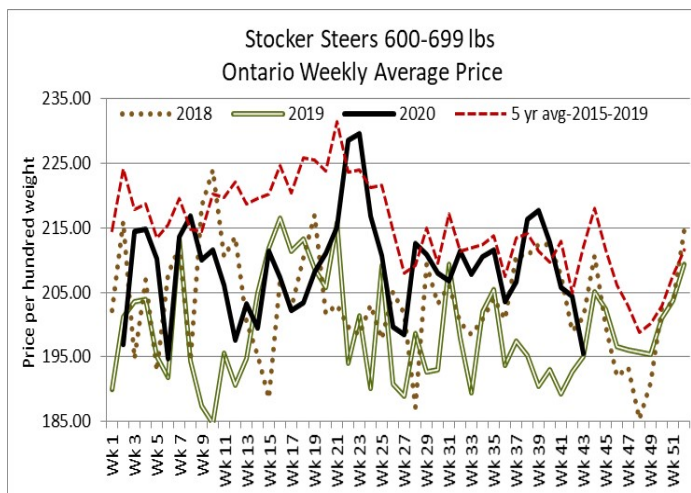
Steers	Price Range	Average	Top	Heifers	Price Range	Average	Top
1000+	130.00-167.00	156.83	167.00	900+	65.00-141.00	98.86	141.00
900-999	141.00-172.50	157.90	174.00	800-899	120.00-137.50	130.28	150.00
800-899	131.00-157.50	142.50	181.00	700-799	117.50-152.00	130.94	157.50
700-799	140.00-185.00	163.28	187.50	600-699	122.50-177.50	150.54	177.50
600-699	140.00-190.00	167.05	202.50	500-599	137.50-170.00	154.04	170.00
500-599	142.50-190.00	174.88	207.50	400-499	137.50-172.50	160.00	187.50
400-499	125.00-192.50	166.25	230.00				
399	115.00-215.00	172.34	285.00				

Stocker sale at **Ottawa Livestock Exchange: October 22, 2020– 280** Stockers

Steers	Price Range	Average	Top	Heifers	Price Range	Average	Top
700-799	158.00-196.00	178.13	196.00	600-699	158.00-176.00	166.13	176.00
600-699	168.00-200.00	183.05	206.00	500-599	138.00-188.00	164.74	192.00
500-599	188.00-234.00	213.51	234.00	400-499	158.00-188.00	171.00	194.00
400-499	186.00-244.00	221.50	258.00	300-399	158.00-202.00	183.00	202.00
399	198.00-270.00	237.81	270.00	299-	130.00-206.00	165.60	206.00

Stocker sale at: **Ontario Stockyards Inc: October 22, 2020– 1,086** Stockers , 19 bred cows, 4 cow/calf pairs.

Steers	Price Range	Top	Heifers	Price Range	Top
800-899	152.00-172.00	177.00	800-899	135.00-152.00	166.00
700-799	168.00-201.00	203.00	700-799	154.00-171.00	178.00
600-699	181.00-214.00	221.00	600-699	166.00-189.00	209.00
500-599	185.00-233.00	240.00	500-599	160.00-205.00	215.00
400-499	205.00-242.00	250.00	400-499		
300-399	180.00-250.00	265.00	300-399		



ONTARIO STOCKER & FEEDER TRADE SPECIAL FALL SALES

Stocker sale at **Keady Livestock Market, October 16, 2020- 1,295 stockers**

Steers	Price Range	Average	Top	Heifers	Price Range	Average	Top
1000+	172.50-187.00	180.51	191.50	900+	157.00-172.00	161.62	172.00
900-999	187.50-197.25	192.27	197.25	800-899	174.00-189.75	184.31	189.75
800-899	189.00-196.25	194.66	196.25				
700-799	185.00-190.00	187.92	190.00				

Yearling Sale- selling on an overnight stand. Yearlings sold under pressure with prices \$3.00-\$5.00 cwt lower.

Stocker sale at **Stratton- Rainy River Cattlemen's Sale: October 17, 2020 – 1,788** Stockers

Steers	Price Range	Average	Top	Heifers	Price Range	Average	Top
700-799	160.00-192.99	183.80	192.99	600-699	160.00-186.49	178.00	186.49
600-699	150.00-227.99	204.70	227.99	500-599	110.00-187.99	177.08	220.00
500-599	150.00-239.99	210.30	239.99	400-499	130.00-202.99	179.89	202.99
400-499	145.99-260.00	222.99	260.00	300-399	139.99-225.99	201.69	225.99
399-	125.00-279.99	221.79	279.99	Bulls 1600-	89.00-175.00	122.50	216.99
Cows	55.00-95.99	70.19	95.99	Bulls 1600+	90.00-104.49	100.69	104.49

Good quality cattle sold at steady to strong prices with second cut selling slightly easier.

Stocker sale at **Temiskaming Livestock Exchange: October 17, 2020 – 389** Stockers

Steers	Price Range	Average	Top	Heifers	Price Range	Average	Top
700-799	188.00-200.00	193.31	209.00	700-799	170.00-171.00	170.22	173.00
600-699	179.00-234.00	205.03	234.00	600-699	167.00-190.00	184.88	190.00
500-599	187.00-229.00	206.82	238.00	500-599	165.00-200.00	183.44	223.00
400-499	232.50-258.00	247.27	258.00	400-499	169.00-229.00	199.90	237.50
399	227.50-265.00	247.08	265.00	300-399	162.50-219.00	190.25	230.00
				299-	245.00-252.50	246.88	252.50

Stocker sale at **Thessalon- Algoma Co-operative Livestock Sale: October 17, 2020 – 323** Stockers,

Steers	Price Range	Average	Heifers	Price Range	Average
700-799	185.00-191.00	188.00	700-799	121.00-150.00	147.00
600-699	185.00-205.00	195.00	600-699	161.00-181.00	169.00
500-599	214.00-251.00	237.00	500-599	187.00-203.00	190.00
400-499	215.00-257.00	234.00	400-499	188.00-227.00	217.00
399	221.00-240.00	223.00	300-399	212.00-230.00	218.00
Cull Cows	453.00-70.00		Cow &		
Bred cow	\$650-\$1100/head		Calf pairs	\$1050-\$1200/pair	

Active bidding on stockers while cows were under pressure.

Stocker sale at: **Kawartha Lakes Community Sales Barn, October 21, 2020- 413** Stockers

900-999	140.00-174.50	168.46	174.50	900+	123.00-172.50	150.68	172.50
800-899	165.00-189.00	179.18	189.00	800-899	126.00-174.00	154.43	174.00
700-799	120.00-210.00	189.06	210.00	700-799	120.00-177.00	159.31	177.00
600-699	195.00-219.50	203.43	219.50	600-699	137.50-196.00	161.47	196.00
500-599	205.00-236.00	222.31	236.00	500-599	155.00-205.00	186.74	213.00
400-499	220.00-240.00	232.46	240.00	400-499	180.00-214.00	191.00	214.00
399-	240.00-261.00	249.53	261.00	300-399	167.50-192.00	178.71	192.00

A good offering of stocker calves sold actively at steady prices. Second cut calves and yearlings sold under pressure.

CATTLE EXPORTS-ONTARIO

	Week ending Oct 3, 2020	Week ending Sep 26, 2020	Year to Date 2020
Total live slaughter cattle exported from Ontario to the U.S.	1,824	1,827	95,010
Steers & Heifers & Cows	1,672	1,618	84,959
Bulls	152	209	10,051

ALBERTA DIRECT TRADE

For the week ending October 22, 2020

Steers	Live FOB	136.50	Rail FOB	222.00-224.00
Heifers	Live FOB	N/T	Rail FOB	223.00-224.50

U.S. TRADE (U.S. funds)

For the week ending October 22, 2020

Choice and Select Steers and Heifers:	Live	103.00-106.50
	Rail	163.00-166.00

QUEBEC ELECTRONIC AUCTION MARKET (F.O.B. THE FEEDLOT)

	Price	Change from Last Week
For the week ending October 22, 2020	230.00	-4.88

FEDERALLY INSPECTED CANADIAN PROCESSING

	Week Ending Oct 17, 2020	# of hd change from week ago	YTD	% Change (Week Ago)	% Change (Year Ago)
Grand Total	60,301	-2,232	2,415,665	-4%	-5%
Western Slaughter	49,326	-71	1,890,747	-0%	-6%
Eastern Slaughter	10,975	-2,161	524,918	-16%	-3%

AVERAGE CARCASS WEIGHTS – CANADA

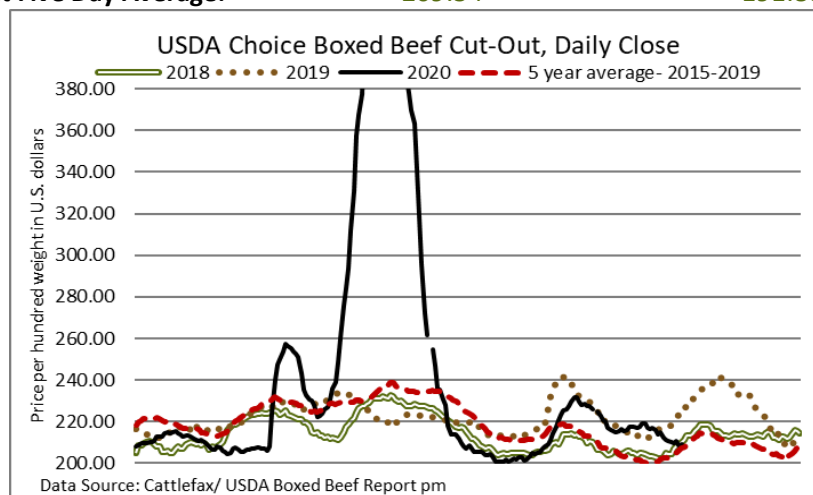
	Steers	Heifers
Oct 17, 2020	949	872
Oct 10, 2020	952	866
Oct 19, 2019	918	852

USDA ESTIMATED CATTLE PROCESSING VOLUME

	Week Ending Oct 24, 2020	Previous Week	Year Ago
Grand Total	643,000	654,000	640,000

U.S. BOXED BEEF CUT-OUT VALUES (U.S. funds)

	Choice 600-900	Select 600-900
Current Five Day Average:	209.54	191.80



BEEF EXPORTS – CANADA

	United States	Change from last year YTD	Mexico	Change from last year YTD
Total	Jan 1- Aug 31/20		Jan 1- Aug 31/20	
	202,089 tonnes	-4% or -9,522 tonnes	7,722 tonnes	-27% or -2,810 tonnes
	Japan	Change from last year YTD	China	Change from last year YTD
Total	Jan 1- Aug 31/20		Jan 1- Aug 31/20	
	29,454 tonnes	-9% or -2,996 tonnes	5,690 tonnes	-50% or -5,785 tonnes

LIVE CATTLE – CANADA

IMPORTS			Import % change from 2019 YTD	EXPORTS			Export % change from 2019 YTD
Jan 1- Aug 31/20				Jan 1- Oct 10/20			
Pure bred	2,325		-22%	Slaughter steers & heifers & cows	367,347		+5%
Non-pure bred	142,280		+13%	Feeder cattle & calves	92,502		-45%
				Bulls	33,788		-7%

BEEF PRODUCTION – CANADA

	Jan 1 – Oct 17/20	Last Year Same Time	% Change
Fed	835,574 tonnes	853,429 tonnes	-2%
Non-fed	111,211 tonnes	138,033 tonnes	-19%

BEEF IMPORTS – CANADA

	Jan 1 – Oct 17/20	Last Year Same Time	% Change
United States	91,636 tonnes	86,897 tonnes	+5%
Non-CUSMA	42,636 tonnes	32,687 tonnes	+30%
EU-28 (beef/veal total)	12,006 tonnes	2,474 tonnes	+385%
Total	156,038 tonnes	128,669 tonnes	+21%

CHICAGO MERCANTILE EXCHANGE

Closing quotes on futures today were as follows:

Live Cattle			Feeder Cattle			Corn			Soybeans			Canadian \$		
Oct	103.35	+0.02	Oct	133.52	-0.30	Dec	4.192	+3.0	Nov	10.836	+10.0	Spot	76.08	-0.00
Dec	103.57	+0.10	Nov	129.65	-0.77	Mar	4.202	+2.0	Jan	10.810	+8.6	Dec	76.09	-0.01
Feb	106.62	-0.15	Jan	125.55	-0.65	May	4.212	+1.4	Mar	10.674	+8.6	Mar	76.12	-0.01
Apr	109.27	-0.60	Mar	125.52	-0.72	Jul	4.202	+1.0	May	10.614	+6.4	Jun	76.13	-0.01
Jun	103.70	-0.55	Apr	127.87	-0.45	Sep	3.984	-1.6	Jul	10.596	+4.0	Sep	76.14	+0.00
Aug	103.20	-0.35	May	129.00	-0.42	Mar	3.940	-2.4	Aug	10.490	+3.0	Dec	76.15	+0.01

Beef Farmers of Ontario, 130 Malcolm Road, Guelph, ON N1K 1B1 Phone: (519) 824-0334 Fax: (519) 824-9161 or email: markets@ontariobeef.com

ONTARIO STOCKER & FEEDER TRADE SPECIAL FALL SALES

Oct 24 9:00 am	Keady Livestock Market	Bruce Peninsula Char. Calf Club Sale- Presort Sale
Oct 24 11:00 am	Denfield Livestock Exchange	Fall Stocker Sale (no cows please)
Oct 26 9:00 am	Maple Hill Auctions Ltd	Local Calf Sale
Oct 26 1:00 pm	Listowel- Carson's Auction Services	Fall Stocker Sale
Oct 27 9:00 am	Keady Livestock Market	Georgian Bay Charolais Calf Club Sale- Presort Sale
Oct 28 10:00 am	Kawartha Lakes Community Sales Barn	Fall Stocker Sale
Oct 28 2:00 pm	Vankleek Hill Livestock Market	Stocker Sale
Oct 29 9:00 am	Keady Livestock Market	Bluewater Black Calf Sale Presort Sale
Oct 29 10:00 am	Warton-Grey Bruce Livestock Co-op	Calf Sale- 90% vaccinated
Oct 30 7:00 pm	Cargill Auction Market	Local Calf Sale
Oct 31 9:00 am	Keady Livestock Market	Central Ontario Calf Producers-all breeds, owner lots.
Nov 3 11:00 am	Ontario Stockyards Inc	All Vaccinated Stocker Sale
Nov 4 10:00 am	Kawartha Lakes Community Sales Barn	Peterborough/Victoria Counties Fall Stocker Sale
Nov 6 9:00 am	Keady Livestock Market	Special Calf Sale
Nov 6 10:00 am	Brussels Livestock	Angus Influence Sale- in regular sale
Nov 6 7:00 pm	Cargill Auction Market	Local Calf and yearling sale
Nov 7 8:30 am	Stratton- Rainy River Cattlemens	Calves & Yearlings, cows etc
Nov 7 11:00 am	Denfield Livestock Exchange	Local Calf Sale (must be vacc by Oct 15 th)

Comments for the week ending October 22nd

There were 361 steers and heifers sold through auction markets this week, up 120 from last week but 306 less than the same week last year. 228 fed steers ranged from \$125.22-\$143.08 averaging \$135.90 up \$3.16 from last week and \$5.30 stronger than the same week last year. 133 fed heifers sold from \$116.65-\$138.56 averaging \$130.06 up \$3.81 from last week but \$1.49 below year ago prices. Auction markets reported trade as steady to fully steady for most of the week, but by week's end trade was \$2.00-\$3.00 cwt less.

The Ontario railgrade market was active this week. Prices started out the previous Friday steady at \$232.00 dressed for steers and heifers with delivery the week of October 26th to November 2nd. By Monday, trade was holding steady at \$232.00 in the morning, but by afternoon prices declined \$2.00 to \$229.00-\$230.00 for heifers and \$230.00 for steers. Sales on Wednesday were reported at \$230.00 for steers and \$229.00-\$230.00 for heifers with delivery the week of November 9th. This week's trade averaged steady to \$0.25 stronger than last week overall, but \$2.75 lower than year ago prices, on average.

Larger receipts of fed/cull cows came to market this week with 3,107 head sold through auctions, up 864 from last week and 287 more than the same week last year. Cows sold from \$50.11-\$73.32 averaging \$60.88 up \$0.40 from last week and \$0.13 lower than year ago prices. Auction markets reported trade as steady to lower for most of the week, but by mid-week trade was holding steady on a strong active trade.

The Boxed Beef Report by Kevin Grier reported the overview for last week: "The Canadian market was quieter than anybody wanted to see last week. Thanksgiving features were excellent for beef, but tonnage was just as expected at best. The government shutdowns of foodservice in large parts of Ontario and Quebec are hurting the market and impacting product flows. The main characteristic of the market is that production has been large, it is going to stay large and packers are not going to fight this. Sales volumes are very big, and packers are successfully working to stay clean."

Slightly larger receipts of stocker and feeder cattle sold through auction markets this week at 9,840 head, up 1,437 from last week but 1,678 fewer than the same week last year. Continued pressure on the fed cattle market and rising feed costs are starting to put a strain on the replacement cattle pricing. Next week is packed with special stocker sales so much larger volumes are anticipated. Auction markets reported good quality calves as steady to about steady with second cut calves trading under pressure at easier prices. Yearlings were noted as barely steady to under pressure at prices \$3.00-\$5.00 cwt easier. Actual average prices this week saw steers 400-500 lbs down \$9.00 from last week, 500-600 lbs down \$3.68, 600-700 lbs down \$8.94, 700-800 lbs down \$6.02, 800-900 lbs down \$16.92, 900-1000 lbs down \$8.12 and steers 1000 lbs plus averaged \$5.52 lower than last week's weighted average prices. Heifers from 300-400 lbs were up \$5.22 from last week, 400-500 lbs down \$11.83, 500-600 lbs down \$3.52, 600-700 lbs down \$3.64, 700-800 lbs down \$20.16, 800-900 lbs down \$12.15 and heifers 900 lbs and over averaged \$11.92 easier than last week.

The Quebec electronic market on Wednesday, traded at \$230.00 dressed, down \$4.88 from the previous week on average.

Alberta direct trade noted a couple of live deals on Wednesday at \$136.50 picked up, up \$0.50 from last week on average. Canfax also noted a light test from \$225.00-\$227.00 delivered on a dressed basis down \$1.00-\$3.00 from last week. Canfax reports: "Competition on the cash market has been limited with one packer buying most of the cattle this week. Lift times were being reported anywhere from 2-6 weeks."

The US cash cattle trade, for the week ending October 16th, was light to moderate Wednesday and Thursday with a light clean up trade Friday. Sales last week, reported by the USDA Mandatory Price report, saw live cattle trade from \$105.00-\$109.00 with steers averaging \$107.52 down \$0.74 and heifers \$107.85 down \$0.87 from the previous week on average. On the rail steers and heifers traded from \$165.00-\$170.00 dressed, with steers averaging \$168.35 down \$1.32 and heifers \$168.36 down \$1.50.

This week, trade has been under pressure with light trade developing as early as Monday with a decent volume selling in parts of the south with sales from \$103.00-\$106.00 live, majority at \$106.00 down \$2.00 from last week on average. A few sales in the north were also noted Monday from \$164.00-\$166.00 dressed, mostly \$165.00 which is down around \$3.00 from last week. Early week trade was sparked by extremely lower cattle futures Monday, with the rest of the week also under some pressure. The fact that on October 5, 2020, cattle futures limits at the CME were expanded was not supportive this week, with live cattle daily limits now 4.00 up from 3.00 and feeder cattle limits now 5.00 up from 4.50. Several contracts Monday were over the old daily limits but nothing was actually down the new expanded limits. From Tuesday to Thursday trade continued with sales ranging from \$103.00-\$106.50 averaging around \$105.25 down \$2.50 on average. In the north business ranged from \$162.00-\$166.00, mostly \$164.00 down \$4.00 on average. Today, Friday, the market is quiet with no bids reported. It appears that trade for the week has been completed.