



## Weekly Market Information Report for the week ending Thursday November 5, 2020

The following information is collected from various sources and disseminated by Beef Farmers of Ontario.

### ONTARIO DIRECT TO PACKER RAILGRADE CATTLE TRADE

Prices are on a carcass weight basis before grade and weight discounts. Weekly Range:

A Grade Steers	228.00
A Grade Heifers	227.00-228.00

### ONTARIO LIVE CATTLE TRADE

Ontario auction sales this week saw weighted average price ranges for:

FED CATTLE	Volume	Price Range	Average	Top	Last Week Avg
Large Frame Steers +1250	176	129.13-139.42	135.38	158.00	135.32
Medium Frame Steers +1250	128	127.09-136.75	133.48	145.50	135.29
Large & Medium Frame Steers +1250	304	129.29-138.68	134.75	158.00	135.60
Large Frame Heifers +1000	70	121.80-135.87	129.57	140.00	130.39
Medium Frame Heifers +1000	115	126.81-138.43	133.22	157.50	134.93
Large & Medium Frame Heifers +1000	185	122.53-137.34	131.75	157.50	133.47
Fed steers, Dairy & Dairy Cross +1250	68	102.18-114.86	109.34	122.00	108.54
Fed heifers, Dairy & Dairy Cross +1000	85	69.77-101.43	88.44	115.00	91.06
Cows - All Weights	2,457	50.71-72.48	61.01	111.00	59.59
Bulls - All Weights	111	73.35-102.04	88.01	123.00	89.60

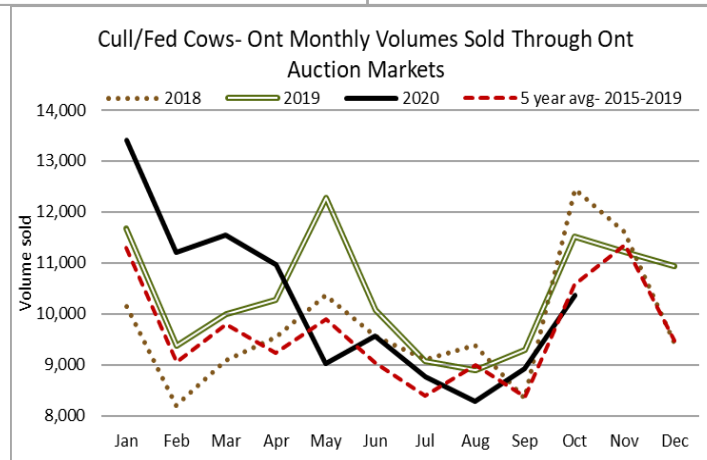
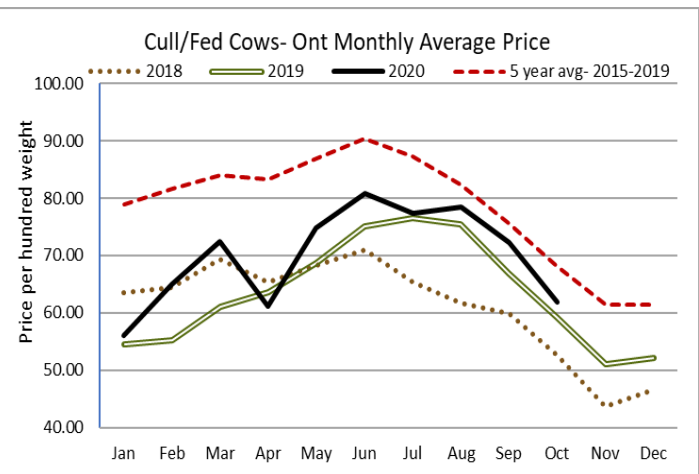
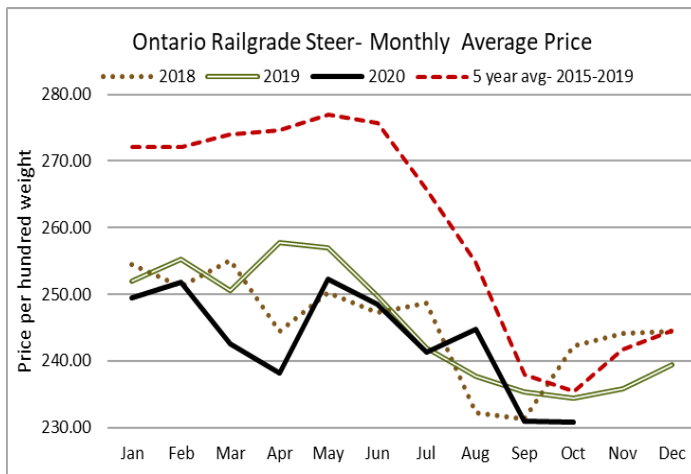
### STOCKERS - Large and Medium Frame

STEERS	Volume	Price Range	Average	Top	Last Week Avg
1000+	529	158.76-182.87	169.67	186.75	168.82
900-999	330	172.70-187.44	181.49	198.25	179.72
800-899	161	168.95-187.35	180.11	199.00	178.45
700-799	243	174.09-201.38	187.48	212.00	190.29
600-699	722	184.92-222.03	206.16	229.75	203.95
500-599	628	197.74-239.85	221.68	255.00	219.52
400-499	325	205.57-251.38	234.11	275.00	234.60
-399	94	195.38-255.28	230.35	280.00	223.37

HEIFERS	Volume	Price Range	Average	Top	Last Week Avg
+900	298	136.61-159.39	147.47	174.00	148.40
800-899	211	146.47-165.63	158.49	182.00	162.71
700-799	116	135.72-170.01	154.88	185.00	163.85
600-699	388	156.07-192.20	175.39	209.50	174.04
500-599	588	162.62-201.98	184.90	216.00	185.57
400-499	318	172.11-216.74	201.00	236.00	198.17
300-399	62	166.99-209.51	191.40	241.00	193.81
-299	18	133.06-173.05	151.35	200.00	165.22

At Kawartha Lakes Community Sale Barn, October 31, 2020 –178 cows, 20 bulls, 23 veal, 54 stockers, 3 fed cattle

	Price Range	Avg.	Top
Cows	51.00-77.00	61.63	85.00
Bulls under 1600 lbs	70.00-98.00	80.07	98.00
Bulls over 1600 lbs	80.00-100.00	88.57	100.00
Veal calves 600 lbs & over	104.00-119.00	109.53	119.00



**Denfield Livestock Exchange Inc., November 3, 2020: 223 Fed Cattle, 12 Veal, 85 Cows, 5 bulls**

	Price Range	Average	Top
Large & Medium Frame Fed Steers +1250 lbs	131.00-140.25	137.01	158.00
Large & Medium Frame Fed Heifers +1000 lbs	132.75-140.00	136.86	157.50
Cows	49.00-69.50	60.57	80.00
Veal over 600 lbs	90.00-126.00	116.79	126.00

**At Aylmer Stockyards Inc.: November 4, 2020 – 27 veal, 209 Cows, 45 fed cattle, 2 bulls**

	Price Range	Average	Top
Fed steers, all medium and large frame 1250+ lbs	109.00-132.00	120.39	132.00
Cows	45.00-88.00	65.90	101.49
Veal over 600 lbs	103.00-137.99	122.99	137.99

### ONTARIO STOCKER & FEEDER TRADE

Stocker sale at **Brussels Livestock: October 30, 2020 – 1,629 Stockers**

Steers	Price Range	Average	Top	Heifers	Price Range	Average	Top
1000+	161.00-186.75	177.92	186.75	900+	142.00-162.00	151.90	173.00
900-999	177.00-198.25	191.56	198.25	800-899	149.00-173.00	165.40	182.00
800-899	177.00-199.00	189.84	199.00	700-799	151.00-178.00	164.53	178.00
700-799	165.00-201.00	185.60	201.00	600-699	172.00-209.50	188.12	209.50
600-699	190.00-223.75	208.93	223.75	500-599	160.00-194.00	180.40	205.00
500-599	207.00-246.00	229.55	246.00	400-499	180.00-206.00	196.98	225.00
400-499	216.50-257.50	242.48	265.00	300-399	160.00-179.00	169.60	220.00
399	242.00-271.00	259.97	280.00				

Stocker sale at: **Community Livestock Exchange: November 3, 2020 – 153** Stockers

<i><b>Steers</b></i>	<b>Price Range</b>	<b>Average</b>	<b>Top</b>	<i><b>Heifers</b></i>	<b>Price Range</b>	<b>Average</b>	<b>Top</b>
<b>600-699</b>	162.50-214.99	200.49	214.99	<b>600-699</b>	114.99-167.99	146.19	167.99
<b>500-599</b>	130.00-247.99	207.39	247.99	<b>500-599</b>	117.50-187.99	170.70	187.99
<b>400-499</b>	207.50-217.49	213.60	275.00	<b>400-499</b>	150.00-197.50	178.69	197.50

Stocker sale at: **Keady Livestock Market: November 3, 2020 – 497** Stockers

<i><b>Steers</b></i>	<b>Price Range</b>	<b>Average</b>	<b>Top</b>	<i><b>Heifers</b></i>	<b>Price Range</b>	<b>Average</b>	<b>Top</b>
<b>1000+</b>	155.50-174.50	161.14	174.50	<b>900+</b>	131.00-174.00	150.92	174.00
<b>900-999</b>	184.75-189.00	186.93	189.00	<b>800-899</b>	171.00-179.00	176.54	179.00
<b>800-899</b>	189.00-199.00	195.50	199.00	<b>700-799</b>	150.00-185.00	170.92	185.00
<b>700-799</b>	167.50-186.00	175.50	186.00	<b>600-699</b>	140.00-162.50	150.00	162.50
<b>600-699</b>	171.00-206.00	185.81	210.00	<b>500-599</b>	152.00-204.50	179.03	204.50
<b>500-599</b>	190.00-222.50	210.43	225.00	<b>400-499</b>	182.00-230.00	212.63	230.00
<b>400-499</b>	218.00-251.00	238.21	255.00	<b>300-399</b>	205.00-241.00	229.29	241.00
<b>399-</b>	245.00-272.50	263.33	272.50				

Stocker sale at: **Renfrew Pontiac Livestock: November 3, 2020 – 339** Stockers

<i><b>Steers</b></i>	<b>Price Range</b>	<b>Average</b>	<b>Top</b>	<i><b>Heifers</b></i>	<b>Price Range</b>	<b>Average</b>	<b>Top</b>
<b>700-799</b>	164.99-193.99	182.40	193.99	<b>600-699</b>	132.49-194.99	180.00	194.99
<b>600-699</b>	155.00-225.00	201.39	225.00	<b>500-599</b>	135.00-208.00	188.99	208.00
<b>500-599</b>	164.99-243.00	207.79	243.00	<b>400-499</b>	125.00-214.99	187.20	214.99
<b>400-499</b>	139.99-272.99	227.40	272.99	<b>300-399</b>	132.49-217.49	164.79	217.49
<b>399-</b>	180.00-270.99	222.40	270.99				

Stocker sale at **Ontario Livestock Exchange, November 4, 2020- 600** stockers

<i><b>Steers</b></i>	<b>Price Range</b>	<b>Average</b>	<b>Top</b>	<i><b>Heifers</b></i>	<b>Price Range</b>	<b>Average</b>	<b>Top</b>
<b>1000+</b>	161.00-185.50	171.13	185.50	<b>900+</b>	150.00-166.00	154.93	166.00
<b>900-999</b>	165.50-184.00	175.44	184.00	<b>800-899</b>	164.00-166.50	165.59	166.50
<b>800-899</b>	183.00-189.50	187.14	189.50				

Stocker sale at **Ontario Livestock Exchange: November 5, 2020 – 336** Stockers

<i><b>Steers</b></i>	<b>Price Range</b>	<b>Average</b>	<b>Top</b>	<i><b>Heifers</b></i>	<b>Price Range</b>	<b>Average</b>	<b>Top</b>
<b>800-899</b>	127.50-157.50	142.68	160.00	<b>900+</b>	85.00-149.00	124.90	149.00
<b>700-799</b>	136.00-177.00	161.97	180.00	<b>800-899</b>	107.50-127.50	113.62	140.00
<b>600-699</b>	167.50-210.00	184.72	210.00	<b>700-799</b>	105.00-156.00	129.00	156.00
<b>500-599</b>	157.50-232.50	205.49	232.50	<b>600-699</b>	107.50-170.00	141.50	170.00
<b>400-499</b>	170.00-230.00	204.71	230.00	<b>500-599</b>	120.00-152.50	140.36	165.00
<b>399</b>	130.00-245.00	197.71	245.00	<b>400-499</b>	140.00-197.50	164.62	197.50

Stocker sale at **Ottawa Livestock Exchange: November 5, 2020– 120** Stockers

<i><b>Steers</b></i>	<b>Price Range</b>	<b>Average</b>	<b>Top</b>	<i><b>Heifers</b></i>	<b>Price Range</b>	<b>Average</b>	<b>Top</b>
<b>600-699</b>	186.00-205.00	196.44	205.00	<b>600-699</b>	142.00-165.00	155.78	173.00
<b>500-599</b>	168.00-202.00	181.17	226.00	<b>500-599</b>	142.00-173.00	162.85	173.00
<b>400-499</b>	215.00-232.00	221.60	232.00				
<b>399-</b>	122.00-244.00	203.25	244.00				

Stocker sale at: **Ontario Stockyards Inc: November 5, 2020– 730** Stockers

<b>Steers</b>	<b>Price Range</b>	<b>Top</b>	<b>Heifers</b>	<b>Price Range</b>	<b>Top</b>
<b>1000+</b>	144.00-163.00	170.00	<b>700-799</b>	135.00-162.00	167.00
<b>900-999</b>	170.00-192.50	196.00	<b>600-699</b>	157.00-195.00	197.50
<b>800-899</b>	152.00-182.00	187.00	<b>500-599</b>	157.00-192.00	202.50
<b>700-799</b>	157.00-183.00	186.00	<b>400-499</b>	190.00-206.00	210.00
<b>600-699</b>	160.00-208.00	213.50	<b>300-399</b>	155.00-217.00	230.00
<b>500-599</b>	180.00-234.00	242.50			
<b>400-499</b>	220.00-250.00	257.50			
<b>300-399</b>	220.00-264.00	275.00			

### **ONTARIO STOCKER & FEEDER TRADE SPECIAL FALL SALES**

Stocker sale at **Keady Livestock Market, October 31, 2020- 349** stockers – Central Ontario Calf Producers Sale

<b>Steers</b>	<b>Price Range</b>	<b>Average</b>	<b>Top</b>	<b>Heifers</b>	<b>Price Range</b>	<b>Average</b>	<b>Top</b>
<b>700-799</b>	192.00-212.00	201.33	212.00	<b>600-699</b>	170.00-173.25	171.15	178.00
<b>600-699</b>	208.00-228.00	219.22	228.00	<b>500-599</b>	182.00-215.00	192.90	215.00
<b>500-599</b>	224.00-240.50	234.01	246.00	<b>400-499</b>	204.00-229.00	219.83	229.00
<b>400-499</b>	236.00-255.00	245.60	267.50				
<b>399-</b>	275.00-277.50	276.67	277.50				

Stocker sale at: **Ontario Stockyards Inc: November 3, 2020 – 1,104** Stockers

<b>Steers</b>	<b>Price Range</b>	<b>Top</b>	<b>Heifers</b>	<b>Price Range</b>	<b>Top</b>
<b>800-899</b>	175.00-179.50	185.00	<b>600-699</b>	174.00-202.00	210.00
<b>700-799</b>	182.00-196.00	200.00	<b>500-599</b>	176.00-206.00	212.00
<b>600-699</b>	181.00-211.00	216.50	<b>400-499</b>	177.50-230.00	265.00
<b>500-599</b>	207.00-235.00	246.00			
<b>400-499</b>	217.00-257.00	270.00			
<b>399-</b>	220.00-265.00	280.00			

Replacement cattle traded actively at steady prices.

Stocker sale at **Kawartha Lakes Community Sales Barn, November 4, 2020- 836** stockers

<b>Steers</b>	<b>Price Range</b>	<b>Average</b>	<b>Top</b>	<b>Heifers</b>	<b>Price Range</b>	<b>Average</b>	<b>Top</b>
<b>800-899</b>	169.00-188.00	182.40	188.00	<b>700-799</b>	151.00-178.00	170.18	178.00
<b>700-799</b>	189.00-211.00	195.46	211.00	<b>600-699</b>	167.50-197.00	180.43	197.00
<b>600-699</b>	197.50-228.00	213.59	229.75	<b>500-599</b>	181.00-214.00	197.90	216.00
<b>500-599</b>	215.50-244.00	227.37	255.00	<b>400-499</b>	180.00-236.00	218.45	236.00
<b>400-499</b>	227.50-260.00	247.58	260.00	<b>300-399</b>	195.00-233.00	211.62	233.00

### **CATTLE EXPORTS-ONTARIO**

	<b>Week ending Oct 17, 2020</b>	<b>Week ending Oct 10, 2020</b>	<b>Year to Date 2020</b>
<b>Total live slaughter cattle exported from Ontario to the U.S.</b>	<b>2,476</b>	<b>2,031</b>	<b>99,517</b>
<b>Steers &amp; Heifers &amp; Cows</b>	<b>2,246</b>	<b>1,825</b>	<b>89,030</b>
<b>Bulls</b>	<b>230</b>	<b>206</b>	<b>10,487</b>

### **ALBERTA DIRECT TRADE**

For the week ending November 5, 2020

<b>Steers</b>	<b>Live FOB</b>	<b>136.00</b>	<b>Rail FOB</b>	<b>220.00-221.50</b>
<b>Heifers</b>	<b>Live FOB</b>	<b>136.00</b>	<b>Rail FOB</b>	<b>221.50</b>

### U.S. TRADE (U.S. funds)

For the week ending November 5, 2020

Choice and Select Steers and Heifers:	Live	102.50-107.00
	Rail	160.00-167.00

### QUEBEC ELECTRONIC AUCTION MARKET (F.O.B. THE FEEDLOT)

	Price	Change from Last Week
For the week ending November 4, 2020	224.00-225.50	-3.55

### FEDERALLY INSPECTED CANADIAN PROCESSING

	Week Ending Oct 31, 2020	# of hd change from week ago	YTD	% Change (Week Ago)	% Change (Year Ago)
Grand Total	62,168	-4,407	2,544,408	-7%	-5%
Western Slaughter	48,906	-4,454	1,993,013	-8%	-5%
Eastern Slaughter	13,262	+47	551,395	+0%	-3%

### AVERAGE CARCASS WEIGHTS – CANADA

	Steers	Heifers
Oct 31, 2020	948	861
Oct 24, 2020	961	870
Nov 2, 2019	940	857

### USDA ESTIMATED CATTLE PROCESSING VOLUME

	Week Ending Nov 7, 2020	Previous Week	Year Ago
Grand Total	647,000	638,000	657,000

### U.S. BOXED BEEF CUT-OUT VALUES (U.S. funds)

	Choice 600-900	Select 600-900
Current Five Day Average	209.79	195.06

### BEEF EXPORTS – CANADA

	United States	Change from last year YTD	Mexico	Change from last year YTD
	Jan 1- Sep 30/20		Jan 1- Sep 30/20	
Total	228,043 tonnes	-28% or -88,705 tonnes	8,691 tonnes	-48% or -7,933 tonnes
	Japan	Change from last year YTD	China	Change from last year YTD
	Jan 1- Sep 30/20		Jan 1- Sep 30/20	
Total	33,425 tonnes	-32% or -15,908 tonnes	6,948 tonnes	-42% or -5,104 tonnes

### LIVE CATTLE – CANADA

IMPORTS			EXPORTS		
Import % change from 2019 YTD			Export % change from 2019 YTD		
Jan 1- Sep 30/20			Jan 1- Oct 24/20		
Pure bred	2,954	-22%	Slaughter steers & heifers & cows	389,441	+5%
Non-pure bred	173,222	+12%	Feeder cattle & calves	97,242	-44%
			Bulls	35,762	-6%

### BEEF PRODUCTION – CANADA

	Jan 1 – Oct 31/20	Last Year Same Time	% Change
Fed	883,027 tonnes	897,576 tonnes	-2%
Non-fed	116,485 tonnes	144,423 tonnes	-19%

### **BEEF IMPORTS – CANADA**

	<i>Jan 1 – Oct 31/20</i>	<i>Last Year Same Time</i>	<i>% Change</i>
United States	95,186 tonnes	91,246 tonnes	+4%
Non-CUSMA	44,266 tonnes	33,590 tonnes	+32%
EU-28 (beef/veal total)	12,663 tonnes	2,708 tonnes	+368%
Total	162,530 tonnes	134,568 tonnes	+21%

### **CHICAGO MERCANTILE EXCHANGE**

Closing quotes on futures today were as follows:

<b>Live Cattle</b>			<b>Feeder Cattle</b>			<b>Corn</b>			<b>Soybeans</b>			<b>Canadian \$</b>		
<b>Dec</b>	108.65	+0.30	<b>Nov</b>	137.70	+0.12	<b>Dec</b>	4.066	-2.4	<b>Nov</b>	10.984	-3.2	<b>Spot</b>	76.75	+0.05
<b>Feb</b>	112.15	+0.70	<b>Jan</b>	135.92	+0.52	<b>Mar</b>	4.136	-1.0	<b>Jan</b>	11.014	-2.2	<b>Dec</b>	76.77	+0.07
<b>Apr</b>	116.05	+0.75	<b>Mar</b>	135.17	+0.42	<b>May</b>	4.176	+0.2	<b>Mar</b>	10.992	+1.2	<b>Mar</b>	76.79	+0.07
<b>Jun</b>	110.02	+0.55	<b>Apr</b>	136.55	+0.15	<b>Jul</b>	4.202	+1.4	<b>May</b>	10.970	+3.2	<b>Jun</b>	76.80	+0.07
<b>Aug</b>	109.17	+0.50	<b>May</b>	137.40	+0.00	<b>Sep</b>	3.962	+0.4	<b>Jul</b>	10.946	+3.6	<b>Sep</b>	76.80	+0.07
<b>Oct</b>	111.97	+0.45	<b>Aug</b>	143.12	-0.82	<b>Mar</b>	3.954	-0.2	<b>Aug</b>	10.814	+4.2	<b>Dec</b>	76.80	+0.07

Beef Farmers of Ontario, 130 Malcolm Road, Guelph, ON N1K 1B1 Phone: (519) 824-0334 Fax: (519) 824-9161 or email: [markets@ontariobeef.com](mailto:markets@ontariobeef.com)

### **ONTARIO STOCKER & FEEDER TRADE SPECIAL FALL SALES**

Nov 7- 8:30 am	Stratton- Rainy River Cattlemens	Calves & Yearlings, cows etc
Nov 7- 11:00 am	Denfield Livestock Exchange	Local Calf Sale (must be vacc by Oct 15 <sup>th</sup> )
Nov 11-10:00 am	Kawartha Lakes Community Sales Barn	Fall Stocker Sale
Nov 13-9:00 am	Keady Livestock Market	Special Grass & Yard Yearling Sale
Nov 14-1:00 pm	Maple Hill Auctions Ltd	Vancise/Walnut Drive Female Sale
Nov 17-11:00 am	Ontario Stockyards Inc	All Vaccinated Stocker Sale
Nov 18-10:00 am	Kawartha Lakes Community Sales Barn	Peterborough/Victoria Counties Stocker Sale
Nov 18-1:00 pm	Ontario Livestock Exchange	Special Angus Stocker Sale( in regular sale)
Nov 20-9:00 am	Keady Livestock Market	Special Calf Sale
Nov 21-11:00 am	Denfield Livestock Exchange	Fall Stocker Sale- no cows please
Nov 21-1:00 pm	Maple Hill Auctions Ltd	Ontario Shorthorn Sale

### **Comments for the week ending November 5th, 2020**

Lighter receipts of fed steers and heifers sold through auction markets this week at 489 head, down 87 from last week and 193 fewer than the same week last year. Fed steers traded from \$129.29-\$138.68 averaging \$134.75 down \$0.85 from last week and \$3.28 stronger than year ago prices. Fed heifers ranged from \$122.53-\$137.34 averaging \$131.75 down \$1.72 from last week but \$4.80 stronger than year ago prices. Auction markets reported trade as steady to \$2.00-\$3.00 cwt lower on a larger offering. By mid-week, fed cattle were trading at easier prices and ended the week holding steady.

The Ontario railgrade market remained at a complete standstill until Wednesday morning when sales were reported at \$228.00 dressed for steers and \$227.00-\$228.00 for heifers, with delivery the weeks of November 16<sup>th</sup> and 23<sup>rd</sup>. A few sales on Thursday were noted at \$228.00 with delivery the week of November 23<sup>rd</sup> with a few the following week. This week's average price is down \$3.25 from two weeks ago with no trade last week to compare too, and \$7.50 below year ago prices on average.

Lighter receipts of fed/cull cows sold through auction markets this week at 2,457 head, down 340 from last week and 325 fewer than the same time last year. Cows sold from \$50.71-\$72.487 averaging \$61.01 up \$1.42 from last week and \$13.00 stronger than the same week last year. Auction markets reported trade as steady to stronger with one market noting sales down \$3.00-\$5.00 cwt from the previous week. By mid week trade was up \$3.00-\$4.00 cwt on the dairy breeds with beef cows holding fully steady. By Thursday, prices were noted as firm.

6,865 stocker and feeder cattle sold through auction markets this week down 3,663 head from last week, with a lot fewer special sales this week. Volumes were also 2,513 lower than the same time last year. Auction markets reported calves as selective at easier prices to start, but as the week progressed, the market was steady on a good demand with active trading. By Thursday, trade was steady with quality considered. Yearlings also started out selling selectively at easier prices but as the week progressed, trade was active with prices steady to stronger on good demand but ended the week barely steady to steady with quality considered. Actual average prices this week saw steers 400-500 lb down \$0.49 on average from last week, 500-600 lbs up \$2.16, 600-700 lbs up \$2.21, 700-800 lbs down \$2.81, 800-900 lbs up \$1.66, 900-1000 lbs up \$1.77 and steers 1000 lbs and over averaged \$0.85 higher than last week. Heifers from 300-400 lbs were down \$2.41, 400-500 lbs up \$2.83, 500-600 lbs down \$0.67, 600-700 lbs up \$1.35, 700-800 lbs down \$8.97, 800-900 lbs down \$4.22 and heifers 900 lbs and over averaged \$0.93 lower than last week's weighted average prices.

The Quebec electronic market on Wednesday ranged from \$224.00-\$225.50 dressed, down \$3.55 from the previous week on average.

Alberta direct trade on Wednesday was reported by Canfax as light with sales at \$223.00 delivered on a dressed basis. Canfax reports: "Sales are steady to 4.00 lower than last week. Light volumes of Canadian fed cattle also traded into the US. Depending on freight and dressing percentage sales to the US are working back to around 136.00 FOB the feedlot. Sales to the US are at a slight premium over local deals. Cattle that were marketed into the US would be picked up in 1-2 weeks."

The US cash cattle trade, for the week ending October 30<sup>th</sup>, last week was extremely light in volume, with prices stronger in the south on a live basis noting southern trade from \$100.00-\$106.00, mostly \$106.00. Live trade in the north was mostly \$103.00-\$104.00, steady to \$1.00 lower. Overall, trade for the week, reported by the Mandatory Price Report, listed live sales averaging \$104.24 for steers down \$0.83 from the previous week, while heifers averaged \$104.64 down \$0.67. Dressed deals ranged from \$158.00-\$165.00 with steers averaging \$161.19 down \$2.76 and heifers \$162.34 down \$2.11 from the previous week's weighted average prices.

This week the market has been very quiet with a couple of deals in Iowa on Monday, around 300 head, at \$164.00 dressed, up \$2.00 from last week but not enough sold to establish a market. At the online auction on Wednesday two of the five lots sold from \$106.75-\$107.25 live, up \$1.00. Thursday, trade was fairly active with live sales from \$102.50-\$107.00, majority were at the \$107.00 price with is up \$1.00 from last week's trade in the south and up around \$3.00 from last week's northern live sales. On the rail, trade ranged from \$163.00-\$167.00 dressed, averaging \$165.00-\$166.00 up \$3.00-\$4.00 from last week's weighted average prices. Today a couple of deals in Nebraska were noted at \$167.00 dressed while the rest of the country was quiet. Some clean up trade could still surface but the bulk of trade for the week has been completed.