



Weekly Market Information Report for the week ending Thursday November 12, 2020

The following information is collected from various sources and disseminated by Beef Farmers of Ontario.

ONTARIO DIRECT TO PACKER RAILGRADE CATTLE TRADE

Prices are on a carcass weight basis before grade and weight discounts. Weekly Range:

A Grade Steers	228.00
A Grade Heifers	227.00-228.00

ONTARIO LIVE CATTLE TRADE

Ontario auction sales this week saw weighted average price ranges for:

FED CATTLE	Volume	Price Range	Average	Top	Last Week Avg
Large Frame Steers +1250	282	133.98-139.00	136.40	159.00	135.38
Medium Frame Steers +1250	149	132.05-140.26	137.13	149.25	133.48
Large & Medium Frame Steers +1250	431	133.45-139.43	136.73	159.00	134.75
Large Frame Heifers +1000	110	131.65-137.69	135.25	143.00	129.57
Medium Frame Heifers +1000	92	118.37-130.22	125.30	142.00	133.22
Large & Medium Frame Heifers +1000	190	130.40-137.81	134.75	143.00	131.75
Fed steers, Dairy & Dairy Cross +1250	24	98.08-113.90	107.96	120.00	109.34
Fed heifers, Dairy & Dairy Cross +1000	68	77.09-105.47	92.23	116.00	88.44
Cows - All Weights	2,716	52.47-75.94	63.18	155.49	61.01
Bulls - All Weights	154	85.70-132.93	115.92	220.99	88.01

STOCKERS - Large and Medium Frame

STEERS	Volume	Price Range	Average	Top	Last Week Avg
1000+	397	154.16-175.10	165.92	184.00	169.67
900-999	231	159.45-178.82	171.10	185.50	181.49
800-899	133	149.71-184.65	169.46	205.00	180.11
700-799	383	169.16-197.84	187.62	213.00	187.48
600-699	788	167.72-219.29	200.38	235.00	206.16
500-599	988	184.34-236.53	216.90	257.50	221.68
400-499	578	193.18-260.98	233.90	287.50	234.11
-399	182	189.23-261.57	231.97	308.00	230.35

HEIFERS	Volume	Price Range	Average	Top	Last Week Avg
+900	353	125.43-153.56	141.55	169.00	147.47
800-899	117	131.81-161.92	152.34	178.00	158.49
700-799	189	146.21-171.15	161.65	184.00	154.88
600-699	440	149.39-186.71	175.09	212.50	175.39
500-599	882	158.99-205.24	185.83	227.00	184.90
400-499	495	166.10-215.00	194.26	229.00	201.00
300-399	127	175.28-225.86	209.02	260.00	191.40
-299	26	177.17-202.79	193.93	260.00	151.35

At Kawartha Lakes Community Sale Barn, November 7, 2020 –178 cows, 20 bulls, 23 veal, 54 stockers, 3 fed cattle

	Price Range	Avg.	Top
Cows	52.00-75.00	60.71	106.00
Bulls under 1600 lbs	59.00-85.00	69.35	85.00
Bulls over 1600 lbs	66.00-90.00	78.75	90.00
Veal calves 600 lbs & over	106.00-129.00	114.45	132.00

Denfield Livestock Exchange Inc., November 10, 2020: 231 Fed Cattle, 4 Veal, 64 Cows, 3 bulls, 9 stockers

	Price Range	Average	Top
Large & Medium Frame Fed Steers +1250 lbs	136.75-142.00	139.46	159.00
Large & Medium Frame Fed Heifers +1000 lbs	134.75-139.00	137.26	143.00
Cows	47.00-68.00	60.32	116.00
Veal over 600 lbs	120.00-126.00	123.50	126.00

At Aylmer Stockyards Inc.: November 11, 2020 – 50 veal, 232 Cows, 25 fed cattle, 4 bulls, 18 stockers

	Price Range	Average	Top
Fed Heifers, Dairy & Dairy Cross	84.99-111.00	98.69	111.00
Cows	41.99-82.99	66.20	93.99
Veal over 600 lbs	89.00-145.99	128.49	145.99

ONTARIO STOCKER & FEEDER TRADE

Stocker sale at Brussels Livestock: November 6, 2020 – 1,670 Stockers

Steers	Price Range	Average	Top	Heifers	Price Range	Average	Top
1000+	150.00-176.00	168.77	184.00	900+	133.00-159.50	149.12	169.00
900-999	152.00-185.50	173.38	185.50	800-899	147.00-177.00	166.41	178.00
800-899	165.00-196.00	183.29	196.00	700-799	141.00-166.00	155.33	169.50
700-799	162.00-200.00	186.91	200.00	600-699	148.00-173.00	165.21	176.00
600-699	180.00-220.50	201.71	234.00	500-599	165.00-190.25	176.88	212.00
500-599	197.00-229.00	217.16	236.00	400-499	170.00-210.00	191.36	211.50
400-499	213.00-254.00	234.47	254.00	300-399	170.00-215.00	208.19	220.00
399	220.00-270.00	249.40	277.00	299-	192.00-202.00	198.80	202.00

Stocker sale at: Community Livestock Exchange: November 10, 2020 – 187 Stockers

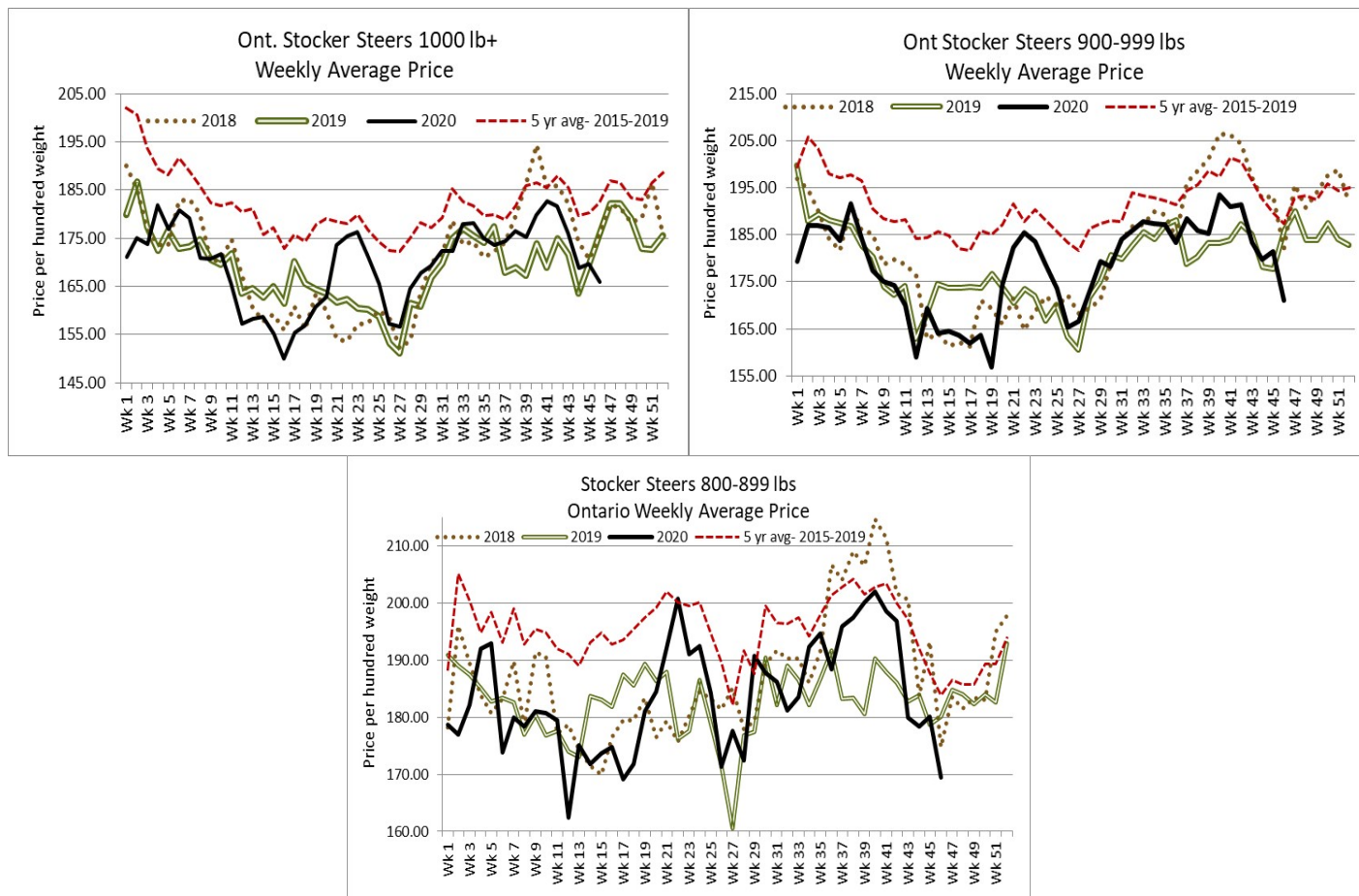
Steers	Price Range	Average	Top	Heifers	Price Range	Average	Top
800-899	129.00-187.00	167.99	187.00	600-699	111.00-175.00	146.59	175.00
700-799	119.99-189.99	170.59	189.99	500-599	125.00-188.99	164.10	188.99
600-699	137.99-207.50	186.69	207.50	400-499	122.50-204.00	186.00	204.00
500-599	169.99-237.00	209.69	237.00				
400-499	167.50-272.50	234.69	272.50				
399-	235.00-285.00	259.50	285.00				

Stocker sale at: Keady Livestock Market: November 10, 2020 – 312 Stockers

Steers	Price Range	Average	Top	Heifers	Price Range	Average	Top
1000+	162.25-173.50	165.94	173.50	900+	107.00-150.50	126.12	151.50
700-799	149.00-194.00	183.73	194.00	800-899	157.50-160.00	158.00	160.00
600-699	165.00-233.00	219.95	233.00	700-799	166.00-184.00	176.93	184.00
500-599	183.00-238.00	203.64	240.00	600-699	160.00-186.00	178.40	186.00
400-499	211.00-235.00	227.08	235.00	500-599	160.00-183.00	168.21	184.00
399-	50.00-250.00	150.00	250.00	400-499	111.00-194.00	137.40	194.00

Stocker sale at: Renfrew Pontiac Livestock: November 10, 2020 – 517 Stockers

Steers	Price Range	Average	Top	Heifers	Price Range	Average	Top
900-999	116.99-150.00	126.69	150.00	700-799	100.00-168.99	155.49	168.99
800-899	125.00-187.99	161.89	187.99	600-699	119.99-212.50	186.49	212.50
700-799	137.50-202.99	185.80	202.99	500-599	150.00-220.00	202.59	220.00
600-699	119.99-212.99	194.79	212.99	400-499	119.99-225.99	194.30	225.99
500-599	132.49-254.00	220.00	254.00	300-399	131.00-225.00	208.09	225.00
400-499	175.00-275.00	237.19	275.00				
399-	169.99-279.00	242.20	279.00				



Stocker sale at **Ontario Livestock Exchange, November 11, 2020- 379** stockers

Steers	Price Range	Average	Top	Heifers	Price Range	Average	Top
1000+	161.560-179.00	169.62	179.00	900+	142.50-154.00	148.66	154.00
900-999	171.50-180.00	176.58	180.00				

Stocker sale at **Ontario Livestock Exchange: November 12, 2020 – 299** Stockers

Steers	Price Range	Average	Top	Heifers	Price Range	Average	Top
1000+	132.00-167.00	152.36	167.00	900+	77.50-115.00	90.00	132.50
900-999	80.00-154.00	117.10	154.00	800-899	82.50-115.00	95.00	120.00
800-899	130.00-147.50	136.00	147.50	700-799	112.50-152.50	134.79	152.50
700-799	149.00-170.00	163.00	170.00	600-699	120.00-177.00	159.12	177.00
600-699	142.50-186.00	164.23	210.00	500-599	140.00-195.00	167.70	195.00
500-599	202.50-238.00	223.85	238.00	400-499	165.00-195.00	187.86	195.00
400-499	180.00-247.50	215.71	247.50				
399	145.00-200.00	175.00	215.00				

Stocker sale at **Ottawa Livestock Exchange: November 12, 2020– 64** Stockers

Steers	Price Range	Average	Top	Heifers	Price Range	Average	Top
700-799	176.00-184.00	177.60	184.00				
600-699	160.00-194.00	180.77	202.00				
500-599	168.00-214.00	195.86	214.00				
400-499	156.00-242.00	204.80	242.00				
399-	242.00-258.00	247.67	258.00				

Stocker sale at: **Ontario Stockyards Inc: November 12, 2020– 814** Stockers

Steers	Price Range	Top	Heifers	Price Range	Top
1000+	146.00-175.00	178.00	800-899	140.00-147.00	149.00
900-999	147.50-180.00	184.00	700-799	154.00-186.00	195.00
800-899	159.00-188.00	194.00	600-699	152.00-192.50	196.00
700-799	166.00-194.00	197.00	500-599	167.50-192.00	205.00
600-699	167.50-199.50	203.00			
500-599	170.00-229.00	245.00			

ONTARIO STOCKER & FEEDER TRADE SPECIAL FALL SALES

Stocker sale at **Keady Livestock Market, November 6, 2020- 773** stockers

Steers	Price Range	Average	Top	Heifers	Price Range	Average	Top
800-899	160.00-205.00	182.13	205.00	700-799	150.00-176.50	164.40	176.50
700-799	204.00-211.00	208.24	213.00	600-699	167.00-180.00	175.34	180.00
600-699	193.00-234.00	216.17	234.00	500-599	141.00-204.00	185.52	204.00
500-599	212.00-251.00	232.92	251.00	400-499	180.00-220.00	203.74	229.00
400-499	245.00-287.50	263.75	287.50	300-399	217.50-260.00	234.71	260.00
399-	215.00-280.00	240.69	289.00	299-	225.00-260.00	253.00	260.00

Good quality, vaccinated calves sold fully steady, while second cut and non-vaccinated calves sold under pressure.

Stocker sale at **Denfield Livestock Exchange: November 7, 2020 – 711** Stockers

Steers	Price Range	Average	Top	Heifers	Price Range	Average	Top
1000+	137.50-158.00	144.57	158.00	700-799	167.00-182.00	173.22	182.00
900-999	161.00-175.50	172.28	175.50	600-699	171.00-190.00	181.02	200.00
800-899	166.00-191.00	180.00	191.00	500-599	185.00-203.50	194.88	226.00
700-799	183.00-194.00	191.79	202.00	400-499	194.00-221.00	205.58	227.00
600-699	205.00-230.00	219.62	235.00	300-399	219.00-231.00	223.80	231.00
500-599	217.00-235.00	228.40	235.00				
400-499	225.00-261.00	237.00	275.00				
399-	228.00-260.00	249.00	267.50				

Stocker sale at **Stratton- Rainy River Cattlemen's Sale: November 7, 2020 – 805** Stockers, **215** cows, **52** bulls

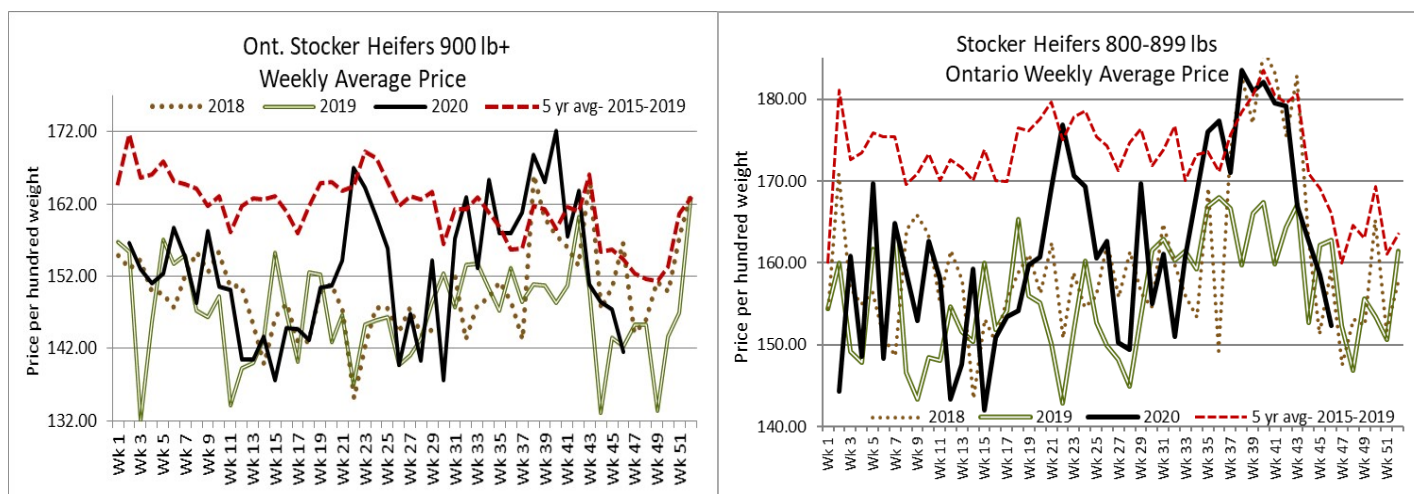
Steers	Price Range	Average	Top	Heifers	Price Range	Average	Top
800-899	127.49-178.00	150.29	178.00	900+	73.69-159.00	125.89	159.00
700-799	150.00-187.99	174.70	187.99	800-899	89.00-162.20	146.39	162.20
600-699	106.00-212.99	175.60	212.99	700-799	158.49-167.99	165.99	167.99
500-599	156.00-231.49	205.60	231.49	600-699	163.99-182.00	172.90	182.00
400-499	145.99-256.99	220.80	256.99	500-599	133.00-227.00	179.13	227.00
399	180.00-308.00	256.00	308.00	400-499	155.00-225.99	190.99	225.99
				300-399	178.00-245.00	222.40	245.00
Cows	54.50-98.49	67.20	155.49	299-	184.00-216.00	206.30	216.00
Bulls 1600-	103.20-220.99	184.80	220.99	Bulls 1600+	89.00-111.00	99.39	111.00

Cows were steady to the current market trend. Stocker steers sold steady to barely steady with quality considered. Stocker heifers were steady to a touch higher in spots.

Stocker sale at **Kawartha Lakes Community Sales Barn, November 11, 2020- 441** stockers

Steers	Price Range	Average	Top	Heifers	Price Range	Average	Top
700-799	177.00-205.00	191.34	205.00	800-899	152.50-173.00	168.90	173.00
600-699	180.00-220.00	203.96	220.00	600-699	162.50-195.00	187.75	195.00
500-599	197.50-257.50	227.81	257.50	500-599	190.00-217.00	199.50	217.00
400-499	180.00-264.00	229.95	264.00	400-499	167.50-225.00	205.28	225.00
399	120.00-240.00	221.39	240.00	300-399	145.00-210.00	186.90	210.00

Good offering of stocker calves sold actively at steady to higher prices.



CATTLE EXPORTS-ONTARIO

	Week ending Oct 24, 2020	Week ending Oct 17, 2020	Year to Date 2020
Total live slaughter cattle exported from Ontario to the U.S.	2,620	2,476	102,137
Steers & Heifers & Cows	2,274	2,246	91,304
Bulls	346	230	10,833

ALBERTA DIRECT TRADE

For the week ending November 12, 2020

Steers	Live FOB	N/T	Rail FOB	N/T
Heifers	Live FOB	N/T	Rail FOB	N/T

U.S. TRADE (U.S. funds)

For the week ending November 12, 2020

Choice and Select Steers and Heifers:	Live	107.00-112.00
	Rail	170.00-175.00

QUEBEC ELECTRONIC AUCTION MARKET (F.O.B. THE FEEDLOT)

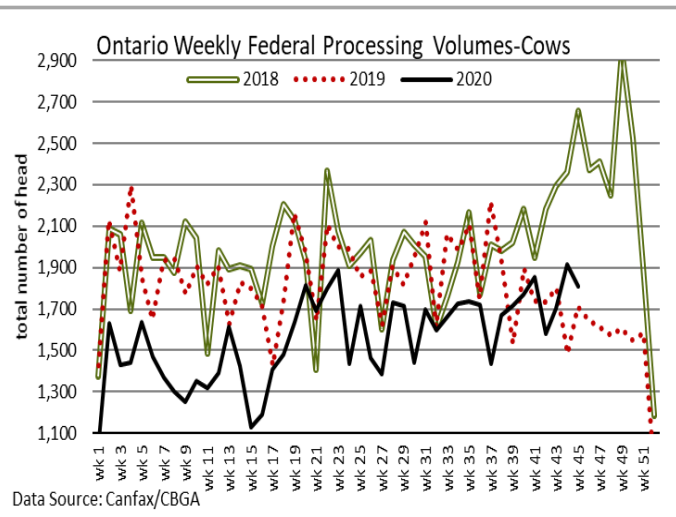
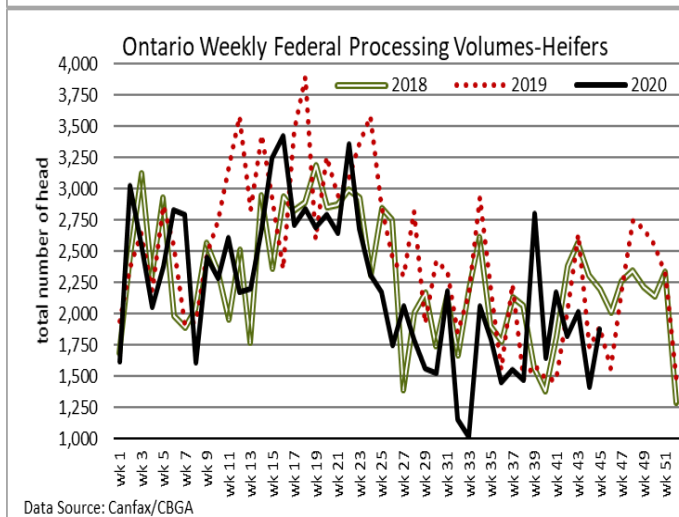
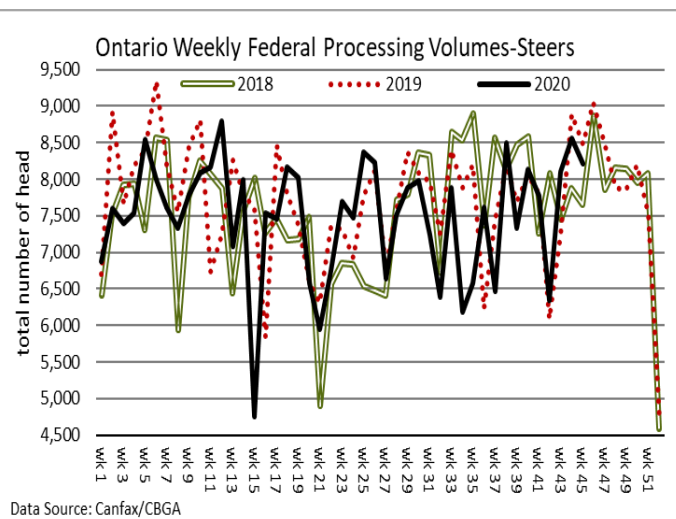
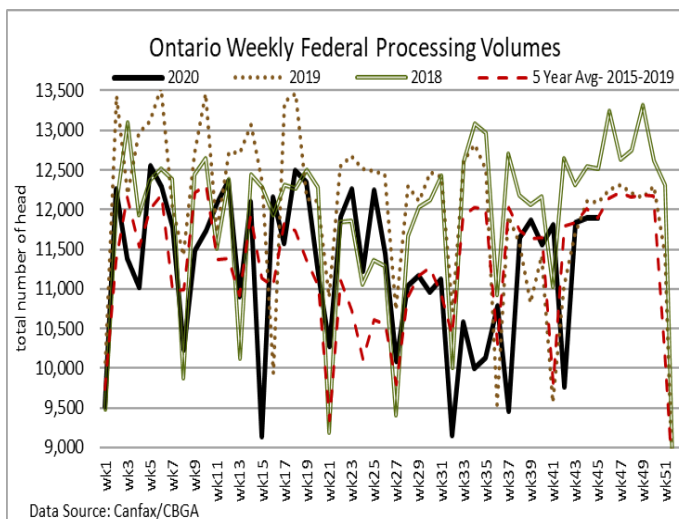
	Price	Change from Last Week
For the week ending November 12, 2020	223.00-227.00	-0.03

AVERAGE CARCASS WEIGHTS – CANADA

	Steers	Heifers
Nov 7, 2020	969	858
Oct 31, 2020	918	861
Nov 9, 2019	940	854

FEDERALLY INSPECTED CANADIAN PROCESSING

	Week Ending Nov 7, 2020	# of hd change from week ago	YTD	% Change (Week Ago)	% Change (Year Ago)
Grand Total	66,136	+3,968	2,610,544	-7%	-4%
Western Slaughter	52,869	+3,963	2,045,882	-8%	-5%
Eastern Slaughter	13,267	+5	564,662	+0%	-3%

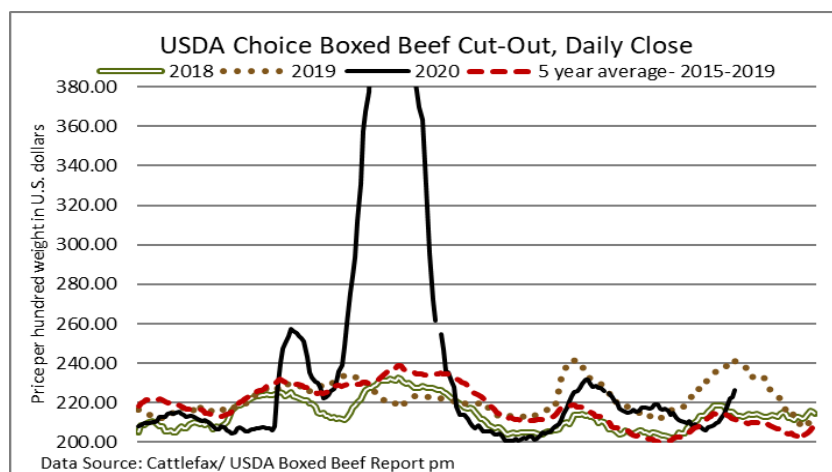


USDA ESTIMATED CATTLE PROCESSING VOLUME

	Week Ending Nov 14, 2020	Previous Week	Year Ago
Grand Total	653,000	647,000	663,000

U.S. BOXED BEEF CUT-OUT VALUES (U.S. funds)

	Choice 600-900	Select 600-900
Current Five Day Average	220.66	205.22



BEEF EXPORTS – CANADA

	United States	<i>Change from last year YTD</i>	Mexico	<i>Change from last year YTD</i>
	<i>Jan 1- Sep 30/20</i>		<i>Jan 1- Sep 30/20</i>	
Total	228,043 tonnes	-28% or -88,705 tonnes	8,691 tonnes	-48% or -7,933 tonnes
	Japan	<i>Change from last year YTD</i>	China	<i>Change from last year YTD</i>
	<i>Jan 1- Sep 30/20</i>		<i>Jan 1- Sep 30/20</i>	
Total	33,425 tonnes	-32% or -15,908 tonnes	6,948 tonnes	-42% or -5,104 tonnes

LIVE CATTLE – CANADA

IMPORTS		<i>Import % change from 2019 YTD</i>	EXPORTS		<i>Export % change from 2019 YTD</i>
	<i>Jan 1- Sep 30/20</i>			<i>Jan 1- Oct 31/20</i>	
Pure bred	2,954	-22%	Slaughter steers & heifers & cows	409,161	+5%
Non-pure bred	173,222	+12%	Feeder cattle & calves	100,376	-43%
			Bulls	36,284	-8%

BEEF PRODUCTION – CANADA

	<i>Jan 1 – Nov 7/20</i>	<i>Last Year Same Time</i>	<i>% Change</i>
Fed	907,558 tonnes	916,949 tonnes	-1%
Non-fed	119,240 tonnes	147,612 tonnes	-19%

BEEF IMPORTS – CANADA

	<i>Jan 1 – Nov 7/20</i>	<i>Last Year Same Time</i>	<i>% Change</i>
United States	96,784 tonnes	92,234 tonnes	+4%
Non-CUSMA	45,552 tonnes	34,594 tonnes	+32%
EU-28 (beef/veal total)	12,926 tonnes	2,864 tonnes	+351%
Total	165,822 tonnes	138,117 tonnes	+20%

CHICAGO MERCANTILE EXCHANGE

Closing quotes on futures today were as follows:

Live Cattle			Feeder Cattle			Corn			Soybeans			Canadian \$		
Dec	109.92	-2.05	Nov	137.47	-2.60	Dec	4.104	+2.2	Nov	11.414	+4.4	Spot	76.12	+0.02
Feb	112.22	-2.57	Jan	137.87	-2.85	Mar	4.194	+1.2	Jan	11.480	+2.4	Dec	76.13	+0.01
Apr	116.20	-2.15	Mar	137.15	-2.55	May	4.240	+1.0	Mar	11.480	+3.2	Mar	76.16	+0.01
Jun	111.17	-1.55	Apr	138.62	-2.40	Jul	4.262	+1.0	May	11.456	+4.6	Jun	76.17	+0.01
Aug	110.65	-1.20	May	139.60	-2.35	Sep	4.056	+2.4	Jul	11.420	+6.0	Sep	76.17	+0.01
Oct	113.62	-1.17	Aug	144.75	-2.07	Mar	4.044	+2.0	Aug	11.242	+6.4	Dec	76.17	+0.01

Beef Farmers of Ontario, 130 Malcolm Road, Guelph, ON N1K 1B1 Phone: (519) 824-0334 Fax: (519) 824-9161 or email: markets@ontariobeef.com

ONTARIO STOCKER & FEEDER TRADE SPECIAL FALL SALES

Nov 14-1:00 pm	Maple Hill Auctions Ltd	Vancise/Walnut Drive Female Sale
Nov 17-11:00 am	Ontario Stockyards Inc	All Vaccinated Stocker Sale
Nov 18-10:00 am	Kawartha Lakes Community Sales Barn	Peterborough/Victoria Counties Stocker Sale
Nov 18-1:00 pm	Ontario Livestock Exchange	Special Angus Stocker Sale(in regular sale)
Nov 20-9:00 am	Keady Livestock Market	Special Calf Sale
Nov 21-11:00 am	Denfield Livestock Exchange	Fall Stocker Sale- no cows please
Nov 21-1:00 pm	Maple Hill Auctions Ltd	Ontario Shorthorn Sale
Nov 25-2:00 pm	Vankleek Hill Livestock Exchange	Fall Stocker Sale
Nov 25-7:00 pm	Brussels Livestock	Bred Cow Sale
Nov 25-7:00 pm	Kawartha Lakes Community Sales Barn	Bred Cow Sale
Nov 27-11:00 am	Community Livestock Exchange	Quinte Cattlemen's Stocker Sale
Nov 27-5:00 pm	Keady Livestock Market	Special Bred Heifer & Cow Sale
Nov 28-1:00 pm	Carsons Farm & Auction Services	Special Calf Sale

Comments for the week ending November 12th, 2020

Receipts of fed steers and heifers sold through auction markets this week was up 132 from last week and up 46 from last year at this time at 621 head. Fed steers ranged from \$133.45-\$139.43 averaging \$136.73 up \$1.98 from last week and \$6.63 stronger than year ago prices. Fed heifers sold from \$130.40-\$137.81 averaging \$134.75 up \$3.00 from last week and \$8.25 above last year at this time. Auction markets reported prices steady to \$2.00-\$4.00 cwt higher. By the end of the week trade was down \$2.00 cwt on a large offering.

The Ontario railgrade market was quiet the previous Friday with no bids on the table. By Monday of this week bids had resurfaced at steady prices and held there the remainder of the week. Trade was light with steers holding at \$228.00 dressed and heifers \$227.00-\$228.00, mostly \$228.00 with delivery in two to three weeks. This week's prices are \$7.50 cwt below last year at this time on average.

The Boxed Beef Report by Kevin Grier reports last week's beef market overview: "There is pricing momentum in this market, especially on the ends. Both rolls and clods are soaring on excellent demand. Loins are holding their own and even top butts have come off the matt and made some gains. Ribs continue to add to their lofty levels. The interesting point is that November is not the time of year that is usually associated with strong demand for beef. It is doubly interesting given the terrible state of full-service restaurant business in North America. Furthermore, the pricing increase is coming at a time of very robust weekly production."

2,716 fed/cull cows sold through auction markets this week up 259 from last week and 295 more than the same week last year, on a good demand. Cows traded from \$52.47-\$75.94 averaging \$63.18 up \$2.17 from last week and \$11.95 stronger than year ago prices. Auction markets reported trade as barely steady to steady to start. As the week progressed, trade was steady to higher and ended the week at firm to stronger prices.

7,126 stocker and feeder cattle were on offer this week at Ontario auction markets, up 261 from last week but 206 fewer than the same week last year. Auction markets reported calves as steady with quality considered. Heavier feeder cattle were reported as steady to slightly higher, depending on quality. Actual average prices this week saw steers 400-500 lbs down \$0.21, 500-600 lbs down \$4.78, 600-700 lbs down \$5.78, 700-800 lbs up \$0.14, 800-900 lbs down \$10.65, 900-1000 lbs down \$10.39 and steers 1000 lbs and over averaged \$3.75 lower than last week's weighted average prices. Heifers from 300-400 lbs were up \$17.62 from last week, 400-500 lbs down \$6.74, 500-600 lbs up \$0.93, 600-700 lbs down \$0.30, 700-800 lbs up \$6.77, 800-900 lbs down \$6.15 and heifers 900 lbs and over were down \$5.92 from last week on average.

The Quebec electronic market on Wednesday ranged from \$223.00-\$227.00 dressed, down \$0.03 from the previous week on average.

Alberta direct trade was extremely light this week with Canfax noting there was not enough reportable trade. A couple of deals were noted at \$225.00 delivered on a dressed basis, up \$2.00 from last week but not enough to report a market. Canfax notes: "Buyers were indicating cattle would not be picked up until early to mid-December delivery. US buying interest was noted but no sales have been confirmed."

The US cash cattle trade, for the week ending November 6th, was reported to be decent in volume. The USDA Mandatory Price Report lists live prices from \$101.00-\$107.00 with steers averaging \$106.33 up \$2.09 on average, while heifers averaged \$106.74 up \$2.10 from the previous week. On the rail trade was reported from \$160.00-\$167.00 dressed, with steers averaging \$165.35 up \$4.16 and heifers at \$166.43 up \$4.09 from the previous week on average.

This week the market has been very quiet with a couple of deals in Iowa on Wednesday at \$108.00 live, up \$3.00-\$4.00 from last week's trade in Iowa, but not enough to establish a market. At the Fed Cattle Exchange online auction Wednesday there were 1,119 head on offer, in 6 lots with delivery in 1-17 days. Asking prices ranged from \$109.00-\$111.00 live. Three lots received bids from \$110.00-\$110.25 live but sellers passed on them, with the remaining three lots receiving no bids, leaving all cattle in the sale unsold. With a slightly stronger cash market last week and strengthening cattle futures and boxed beef prices, sellers have increased asking prices to \$112.00-\$114.00 live in the south and \$175.00 plus dressed in the north. The Choice boxed beef cutout this week has increased by \$12.65 cwt from last Wednesday to this Wednesday, which should be price supportive. On Thursday, light trade developed in most areas with volumes lighter in the south. Sales were reported at \$110.00-\$111.00 live in the south up \$3.00-\$4.00 cwt from last week. In the north a light trade saw prices from \$170.00-\$175.00 dressed, mostly \$172.00 up around \$7.00 from last week. Today, a light trade in the south and Nebraska has surfaced at \$110.00 live which is steady to Thursday but \$3.00 stronger than last week. A couple of bids in the north are also noted at \$172.00 dressed. Business is expected to continue throughout the afternoon, with asking prices holding firm at \$112.00-\$114.00 live in the south and \$175.00 plus dressed in the north.