



Weekly Market Information Report for the week ending Thursday December 3, 2020

The following information is collected from various sources and disseminated by Beef Farmers of Ontario.

ONTARIO DIRECT TO PACKER RAILGRADE CATTLE TRADE

Prices are on a carcass weight basis before grade and weight discounts. Weekly Range:

A Grade Steers	232.00 (delivery in one to three weeks)
A Grade Heifers	231.00-232.00 (delivery in one to three weeks)

ONTARIO LIVE CATTLE TRADE

Ontario auction sales this week saw weighted average price ranges for:

FED CATTLE	Volume	Price Range	Average	Top	Last Week Avg
Large Frame Steers +1250	74	117.82-140.14	130.06	145.00	134.91
Medium Frame Steers +1250	150	129.12-138.76	135.52	149.00	132.97
Large & Medium Frame Steers +1250	224	126.48-140.05	135.63	149.00	134.31
Large Frame Heifers +1000	93	114.25-140.14	130.07	143.50	135.45
Medium Frame Heifers +1000	157	122.85-136.83	131.41	157.00	135.44
Large & Medium Frame Heifers +1000	250	118.43-139.20	131.04	157.00	135.24
Fed steers, Dairy & Dairy Cross +1250	47	92.34-113.04	108.34	125.00	112.85
Fed heifers, Dairy & Dairy Cross +1000	92	70.55-99.06	86.86	107.50	86.91
Cows - All Weights	3,188	46.82-69.52	56.93	121.00	61.40
Bulls - All Weights	180	73.17-97.51	84.46	125.00	91.93

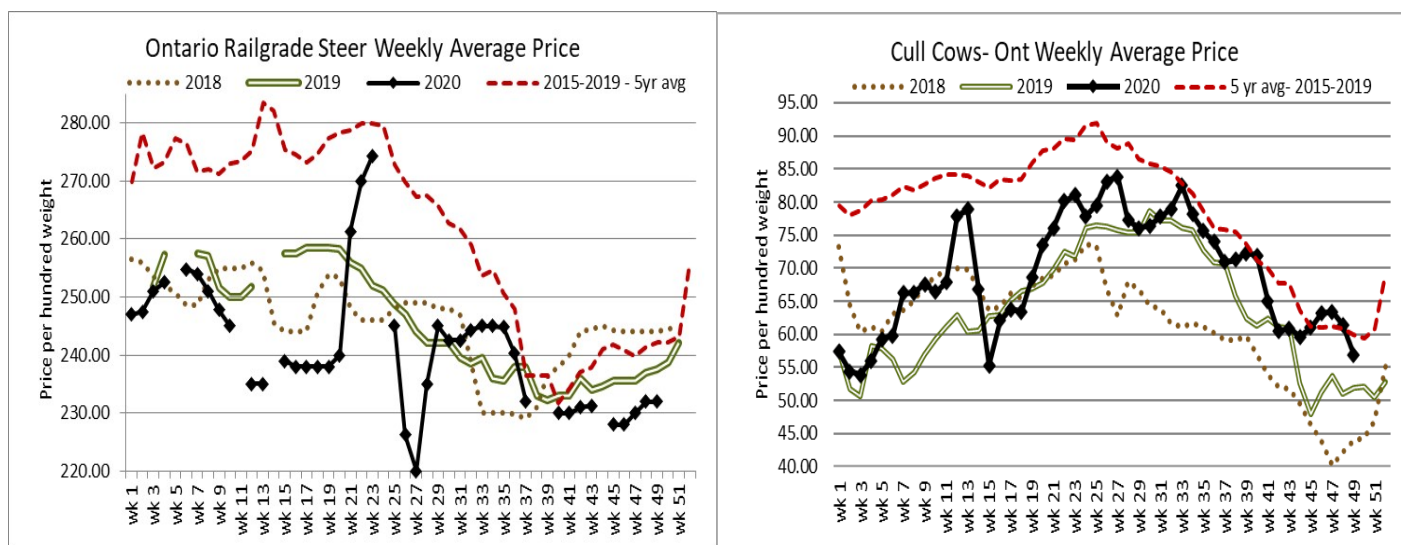
STOCKERS - Large and Medium Frame

STEERS	Volume	Price Range	Average	Top	Last Week Avg
1000+	483	169.91-186.68	180.37	189.00	170.27
900-999	254	169.00-187.73	180.43	198.00	179.02
800-899	247	160.18-196.03	182.58	202.25	181.61
700-799	382	156.93-200.26	183.91	212.50	185.24
600-699	645	175.61-223.97	201.24	233.00	204.44
500-599	742	178.17-244.23	218.66	261.00	217.17
400-499	331	205.05-257.95	234.41	277.50	234.50
-399	102	224.65-265.36	244.26	287.00	211.46

HEIFERS	Volume	Price Range	Average	Top	Last Week Avg
+900	282	142.44-157.79	151.39	170.00	149.38
800-899	271	143.25-162.48	155.45	184.00	159.82
700-799	201	139.27-167.86	154.86	190.00	164.44
600-699	382	140.10-191.46	171.57	202.99	176.49
500-599	499	148.92-201.39	180.32	224.00	187.24
400-499	347	154.63-219.74	194.67	247.00	189.83
300-399	73	157.52-206.21	184.36	247.50	197.60
-299	16	116.94-176.31	153.66	215.00	152.56

At Kawartha Lakes Community Sale Barn, November 28, 2020 –240 cows, 16 bulls, 22 veal, 53 stockers

	Price Range	Avg.	Top
Cows	51.00-82.00	59.14	121.00
Bulls under 1600 lbs	77.00-115.00	91.25	115.00
Veal calves 600 lbs & over	107.00-135.00	117.87	135.00



Denfield Livestock Exchange Inc., December 1, 2020: 124 Fed Cattle, 22 Veal, 112 Cows, 9 bulls, 11 stockers

	Price Range	Average	Top
Large & Medium Frame Fed Steers +1250 lbs	120.00-138.50	132.33	149.00
Large & Medium Frame Fed Heifers +1000 lbs	127.50-141.00	136.95	157.00
Cows	47.00-70.50	58.33	85.50
Veal over 600 lbs	114.00-124.50	121.37	141.00

At Aylmer Stockyards Inc.: December 2, 2020 – 48 veal, 290 Cows, 30 fed cattle, 4 bulls, 23 stockers

	Price Range	Average	Top
Fed Heifers, Dairy & Dairy Cross	55.00-105.49	88.70	105.49
Cows	41.99-79.50	59.79	105.00
Veal over 600 lbs	91.00-139.99	123.19	139.99

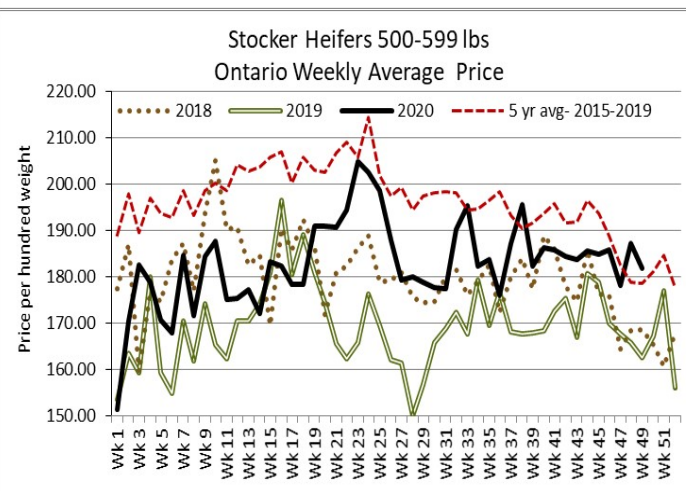
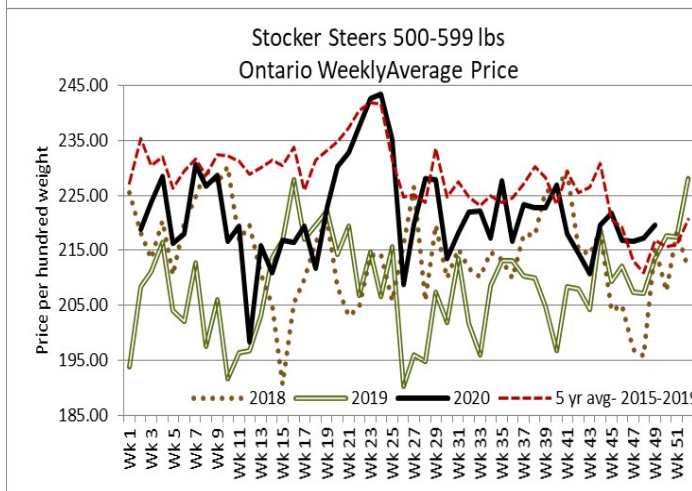
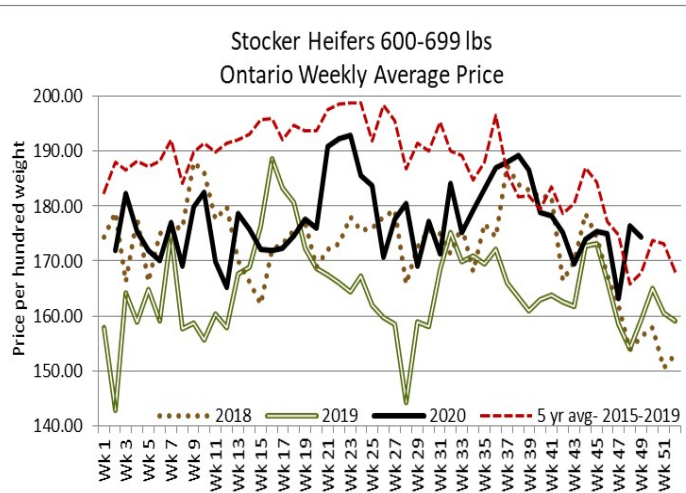
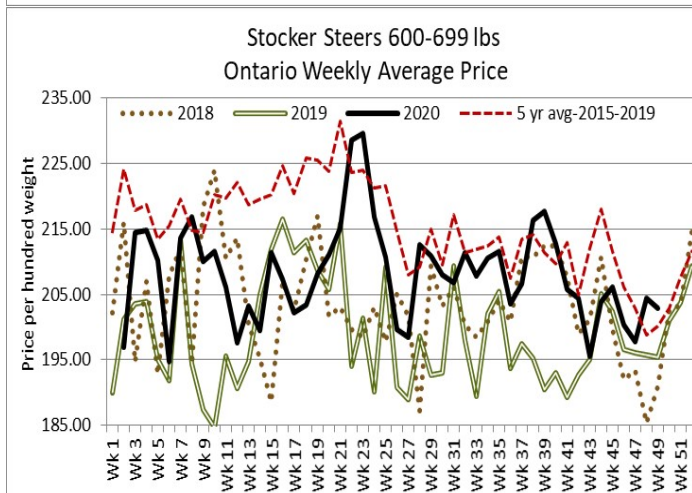
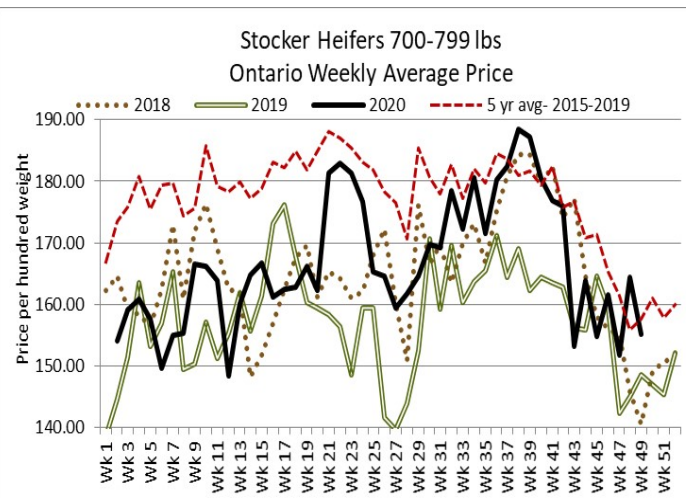
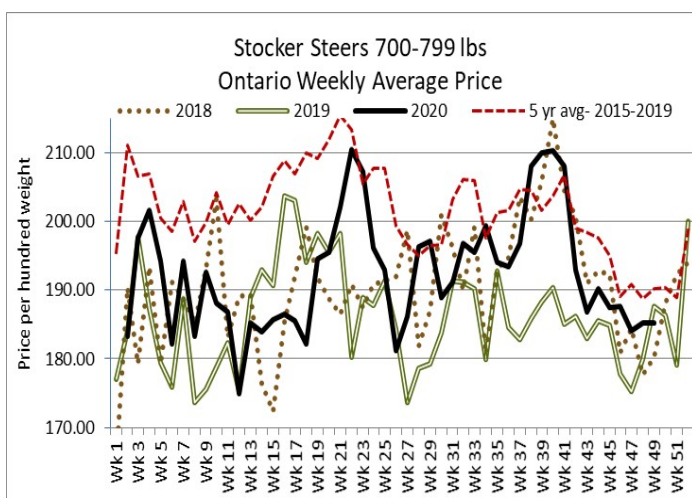
ONTARIO STOCKER & FEEDER TRADE

Stocker sale at **Brussels Livestock: November 27, 2020 – 1,800 Stockers**

Steers	Price Range	Average	Top	Heifers	Price Range	Average	Top
1000+	163.00-185.50	177.75	187.00	900+	152.00-160.50	156.49	164.00
900-999	158.50-192.00	179.70	198.00	800-899	152.00-164.75	159.53	184.00
800-899	172.00-202.25	189.72	202.25	700-799	150.00-173.00	160.60	176.00
700-799	177.75-197.50	189.45	199.50	600-699	150.00-186.00	169.83	193.00
600-699	195.00-232.00	211.58	232.00	500-599	159.00-191.00	174.62	209.00
500-599	199.50-260.00	229.78	261.00	400-499	156.00-216.50	195.09	247.00
400-499	227.00-261.50	240.18	270.00	300-399	165.00-202.50	189.08	225.00
399	241.00-274.50	256.55	274.50				

Stocker sale at: **Community Livestock Exchange: December 1, 2020 – 203 Stockers**

Steers	Price Range	Average	Top	Heifers	Price Range	Average	Top
700-799	119.99-190.99	165.39	190.99	600-699	92.00-197.99	148.70	197.99
600-699	167.50-200.00	180.89	200.00	500-599	110.00-180.00	154.00	180.00
500-599	137.50-245.00	214.99	245.00	400-499	102.49-188.99	162.79	188.99
400-499	169.99-277.49	233.89	277.49				



Stocker sale at: **Keady Livestock Market: December 1, 2020 – 374 Stockers**

Steers	Price Range	Average	Top
1000+	170.00-178.50	175.88	178.50
800-899	168.00-177.00	173.80	181.00
700-799	178.00-199.00	187.26	199.00
600-699	185.00-211.00	202.41	211.00
500-599	206.00-232.50	217.64	232.50
400-499	207.50-237.50	227.22	237.50
399-	240.00-256.00	248.40	256.00

Heifers	Price Range	Average	Top
600-699	160.00-190.00	180.79	190.00
500-599	165.00-207.00	194.56	208.00
400-499	202.50-238.00	215.92	238.00
300-399	215.00-247.50	229.40	247.50

Stocker sale at: **Renfrew Pontiac Livestock: December 1, 2020 – 386** Stockers

Steers	Price Range	Average	Top	Heifers	Price Range	Average	Top
700-799	138.99-196.99	181.80	196.99	600-699	136.00-200.00	183.60	200.00
600-699	160.00-220.00	196.99	220.00	500-599	135.00-220.00	195.19	220.00
500-599	147.50-237.50	215.30	237.50	400-499	169.99-229.99	208.40	229.99
400-499	193.99-250.00	233.19	250.00				
399-	160.00-270.00	233.80	270.00				

Stocker sale at **Ontario Livestock Exchange, December 2, 2020- 553** stockers

Steers	Price Range	Average	Top	Heifers	Price Range	Average	Top
1000+	173.00-189.00	182.73	189.00	900+	158.00-170.00	161.15	170.00
900-999	185.50-189.50	187.65	189.50				
800-899	168.00-201.00	186.00	201.00				

Stocker sale at **Ontario Livestock Exchange: December 3, 2020 – 375** Stockers

Steers	Price Range	Average	Top	Heifers	Price Range	Average	Top
900-999	140.00-172.50	152.80	172.50	900+	117.50-137.50	123.44	137.50
800-899	165.00-199.00	193.97	199.00	800-899	125.00-170.00	148.38	170.00
700-799	143.00-199.00	176.63	199.00	700-799	107.50-152.50	137.72	190.00
600-699	165.00-204.00	193.97	215.00	600-699	152.50-181.00	169.34	181.00
500-599	163.00-222.50	194.06	242.50	500-599	117.50-160.00	143.29	176.00
400-499	205.00-252.50	231.92	255.00	400-499	120.00-225.00	167.50	225.00
399	180.00-257.50	213.57	277.50	300-399	160.00-217.50	186.88	217.50

Stocker sale at: **Ontario Stockyards Inc: December 3, 2020– 1,094** Stockers

Steers	Price Range	Average	Top	Heifers	Price Range	Average	Top
1000+	109.00-156.00	127.67	182.00	900+	114.00-146.00	140.74	146.00
900-999	180.00-191.25	185.19	191.25	800-899	111.00-155.00	136.17	165.00
800-899	158.00-189.00	177.02	197.00	700-799	144.00-175.00	156.54	179.00
700-799	175.00-205.00	189.69	205.00	600-699	150.00-203.75	184.82	213.00
600-699	188.00-226.50	209.58	226.50	500-599	162.50-213.00	189.30	214.00
500-599	200.00-241.00	223.00	250.00	400-499	165.00-219.00	187.51	270.00
400-499	224.00-265.00	243.32	275.00	300-399	157.50-221.00	191.94	224.00
399	227.00-282.50	255.43	290.00	299-	180.00-220.00	203.93	220.00

Stocker sale at **Ottawa Livestock Exchange: December 3, 2020– 115** Stockers

Steers	Price Range	Average	Top	Heifers	Price Range	Average	Top
600-699	160.00-189.00	176.44	189.00	600-699	162.00-185.00	177.50	185.00
500-599	160.00-229.00	195.06	230.00	500-599	140.00-184.00	155.86	198.00
400-499	214.00-248.00	237.09	248.00	400-499	138.00-180.00	153.80	196.00
399-	215.00-254.00	233.71	254.00				

ONTARIO STOCKER & FEEDER TRADE SPECIAL FALL SALES

Stocker sale at **Community Livestock Exchange, November 27, 2020- 877** stockers

Steers	Price Range	Average	Top	Heifers	Price Range	Average	Top
800-899	159.00-189.99	172.19	189.99	800-899	139.50-163.50	157.09	163.50
700-799	138.99-212.50	185.29	212.50	700-799	137.00-175.00	156.29	175.00
600-699	166.99-233.00	202.99	233.00	600-699	130.00-202.99	176.80	202.99
500-599	169.99-247.99	224.50	247.99	500-599	150.00-224.00	199.30	224.00
400-499	189.99-264.99	239.19	264.99	400-499	152.00-233.99	198.90	233.99

Stocker sale at **Kawartha Lakes Community Sale Barn, December 2, 2020- 365 stockers**

Steers	Price Range	Average	Top	Heifers	Price Range	Average	Top
800-899	106.00-195.00	172.96	195.00	700-799	140.00-160.00	154.34	160.00
700-799	140.00-203.00	183.56	203.00	600-699	143.00-195.00	170.68	195.00
600-699	167.50-230.00	197.61	230.00	500-599	160.00-220.00	185.92	220.00
500-599	192.50-245.00	226.73	255.00	400-499	132.50-229.00	207.12	229.00
400-499	210.00-277.50	243.08	277.50	300-399	130.00-200.00	166.96	200.00
399-	262.00-287.00	264.88	287.00				

Cattle sold actively at steady to higher prices.

ONTARIO BRED COW SALES

Keady Livestock Market, November 27, 2020- 271 Bred cows

	Exotic and Exotic X	British and British X
Top quality bred cows	\$1650-\$2100/hd	\$1500-\$1800/hd
Avg quality bred cows	N/T	N/T

Top quality heifers sold on brisk demand at strong prices.

CATTLE EXPORTS-ONTARIO

	Week ending Nov 14, 2020	Week ending Nov 7, 2020	Year to Date 2020
Total live slaughter cattle exported from Ontario to the U.S.	2,728	2,815	110,519
Steers & Heifers & Cows	2,475	2,508	98,886
Bulls	253	307	11,633

ALBERTA DIRECT TRADE

For the week ending December 3, 2020

Steers	Live FOB	N/T	Rail FOB	228.50
Heifers	Live FOB	N/T	Rail FOB	228.50

U.S. TRADE (U.S. funds)

For the week ending December 3, 2020

Choice and Select Steers and Heifers:	Live	106.00-112.00
	Rail	170.00-177.60

QUEBEC ELECTRONIC AUCTION MARKET (F.O.B. THE FEEDLOT)

	Price	Change from Last Week
For the week ending December 3, 2020	234.25-238.75	+2.48

AVERAGE CARCASS WEIGHTS – CANADA

	Steers	Heifers
Nov 28, 2020	950	844
Nov 21, 2020	944	852
Nov 30, 2019	927	851

FEDERALLY INSPECTED CANADIAN PROCESSING

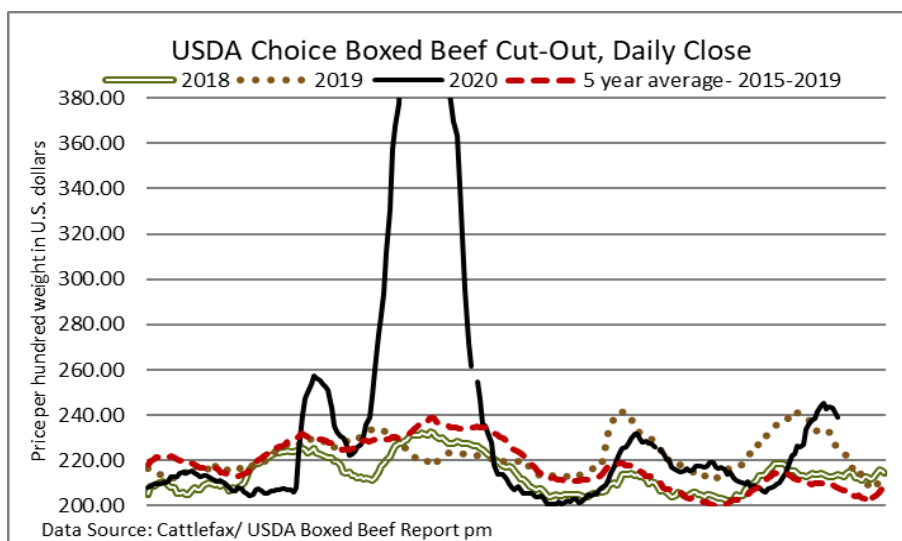
	Week Ending	# of hd change from	YTD	% Change	% Change
	Nov 28, 2020	week ago		(Week Ago)	(Year Ago)
Grand Total	62,643	-8,896	2,801,388	-12%	-4%
Western Slaughter	49,351	-9,114	2,197,279	-16%	-5%
Eastern Slaughter	13,292	+218	604,109	+2%	-3%

USDA ESTIMATED CATTLE PROCESSING VOLUME

	Week Ending Dec 5, 2020	Previous Week	Year Ago
Grand Total	667,000	564,000	682,000

U.S. BOXED BEEF CUT-OUT VALUES (U.S. funds)

	Choice 600-900	Select 600-900
Current Five Day Average	242.00	221.82



BEEF EXPORTS – CANADA

	United States Jan 1- Sep 30/20	Change from last year YTD	Mexico Jan 1- Sep 30/20	Change from last year YTD
Total	228,043 tonnes	-28% or -88,705 tonnes	8,691 tonnes	-48% or -7,933 tonnes
	Japan Jan 1- Sep 30/20	Change from last year YTD	China Jan 1- Sep 30/20	Change from last year YTD
Total	33,425 tonnes	-32% or -15,908 tonnes	6,948 tonnes	-42% or -5,104 tonnes

LIVE CATTLE – CANADA

IMPORTS			EXPORTS		
		Import % change from 2019 YTD			Export % change from 2019 YTD
Jan 1- Sep 30/20			Jan 1- Nov 21/20		
Pure bred	2,954	-22%	Slaughter steers & heifers & cows	443,571	+4%
Non-pure bred	173,222	+12%	Feeder cattle & calves	108,776	-40%
			Bulls	38,896	-10%

BEEF PRODUCTION – CANADA

	Jan 1 – Nov 28/20	Last Year Same Time	% Change
Fed	975,494 tonnes	982,196 tonnes	-1%
Non-fed	128,299 tonnes	160,089 tonnes	-20%

BEEF IMPORTS – CANADA

	Jan 1 – Nov 28/20	Last Year Same Time	% Change
United States	102,007 tonnes	99,493 tonnes	+3%
Non-CUSMA	48,187 tonnes	36,842 tonnes	+31%
EU-28 (beef/veal total)	14,006 tonnes	3,203 tonnes	+337%
Total	175,185 tonnes	147,558 tonnes	+19%

CHICAGO MERCANTILE EXCHANGE

Closing quotes on futures today were as follows:

Live Cattle			Feeder Cattle			Corn			Soybeans			Canadian \$		
Dec	108.87	-0.72	Jan	139.77	-0.02	Dec	4.170	-5.4	Jan	11.630	-5.2	Spot	78.24	+0.45
Feb	112.40	-0.17	Mar	139.42	+0.10	Mar	4.204	-6.0	Mar	11.650	-5.2	Dec	78.25	+0.46
Apr	116.17	-0.12	Apr	140.77	+0.07	May	4.232	-5.4	May	11.636	-4.4	Mar	78.28	+0.46
Jun	111.05	-0.22	May	141.62	+0.07	Jul	4.240	-5.4	Jul	11.606	-4.2	Jun	78.29	+0.46
Aug	110.62	-0.22	Aug	146.85	-0.07	Sep	4.104	-2.0	Aug	11.406	-3.6	Sep	78.29	+0.46
Oct	114.45	-0.15	Sep	146.55	-0.20	Mar	4.102	-0.4	Sep	10.844	-1.6	Dec	78.29	+0.46

Beef Farmers of Ontario, 130 Malcolm Road, Guelph, ON N1K 1B1 Phone: (519) 824-0334 Fax: (519) 824-9161 or email: markets@ontariobeef.com

OBCFPP LICENCE CHANGES

No Longer Licenced: Country Dealer

Maple Row Farm, 9136 Addison County Road 30, Addison, ON K0E 1A0

ONTARIO STOCKER & FEEDER TRADE SPECIAL FALL SALES

Dec 4- 5:00 pm	Keady Livestock Market	Special Bred Heifer & Cow Sale
Dec 5- 11:00 am	Denfield Livestock Exchange	Fall Stocker Sale (no cows please)

Comments for the week ending December 3rd

474 fed steers and heifers sold through auction markets this week up 58 head from last week and 47 more than the same week last year. 224 fed steers traded from \$126.48-\$140.05 averaging \$135.63 up \$1.32 from last week and \$5.64 stronger than year ago prices. 250 fed heifers sold from \$118.43-\$139.20 averaging \$131.04 down \$4.20 from last week and \$9.12 stronger than last year at this time. Auction markets reported trade as steady with quality considered. By week's end trade was reported as barely steady.

The Ontario railgrade market was fully steady to last week with steers at \$232.00 dressed and heifers from \$231.00-\$232.00. Delivery of the cattle sold this week is from one to three weeks out. This week's average price is \$5.50 below last year at this time.

3,188 fed/cull cows came to market this week, up 149 head from last week and 86 more than the same time last year. Cows sold from \$46.82-\$69.52 averaging \$56.93 down \$4.47 from last week's weighted average price, but \$5.01 stronger than year ago prices. Auction markets reported trade as steady to lower with prices \$4.00 cwt lower.

6,307 stocker and feeder cattle sold through auction markets this week up 146 head from last week and 71 more than the same time last year. Auction markets reported calves as active on good demand with prices fully steady to stronger. Heavier cattle were noted as steady but by mid-week, demand was good and prices were firm to stronger. Actual average prices this week noted steers from 400-500 lbs down \$0.09 from last week, 500-600 lbs up \$1.49, 600-700 lbs down \$2.87, 700-800 lbs down \$1.33, 800-900 lbs up \$0.97, 900-1000 lbs up \$1.41 and steers 1000 lbs and over averaged \$10.10 cwt stronger than last week. Heifers from 300-400 lbs averaged \$13.24 easier, 400-500 lbs up \$4.74, 500-600 lbs down \$6.92, 600-700 lbs down \$4.92, 700-800 lbs down \$9.58, 800-900 lbs down \$4.37 and heifers 900 lbs and over averaged \$2.01 stronger than last week's weighted average prices. Compared to a year ago, steers 700-800 lbs are down \$3.77 from last year with all other steer categories steady to \$12.00 higher. Heifers are much stronger, up by \$6.00-\$38.00 cwt from this time last year.

The Quebec electronic market on Wednesday ranged from \$234.25-\$238.75 dressed, up \$2.48 from last week on average.

Alberta direct trade this week saw a light trade on Wednesday at \$230.00 delivered on a dressed basis, up \$1.00-\$2.00 from the previous week's trade. Thursday business continued with prices steady to Wednesday at \$230.00 cwt. On a picked-up basis, Canfax noted trade at \$228.50 dressed, up \$1.35 for steers and \$1.14 for heifers, from last week's market. Canfax reports: "Cattle that traded this week were being scheduled for the middle of December to early January delivery. US buying interest has been noted over the past couple of weeks but heavy weight discounts on carcasses weighing over 1050 lbs are deterring sellers from sending cattle south. Seasonally this is the time of the year that fed prices start to rally however prices continue to trend mostly sideways."

The US cash cattle trade, for the week ending November 27th, saw the majority of the week's activity develop on Wednesday, ahead of the US Thanksgiving holiday. Trade was light to moderate with southern deals steady to \$1.00 cwt higher, from \$108.00-\$112.00 live. In the north trade ranged from \$171.00-\$175.00 dressed up \$1.00-\$2.00 from the previous week. The USDA Mandatory Price report listed live steers for the week averaging \$110.27 up \$0.70, with live heifers at \$110.54 up \$0.81. Dressed steers averaged \$173.37 up \$1.67, while heifers averaged \$173.44 dressed, up \$1.54 from the previous week on average.

This week the U.S. cash cattle trade was fairly quiet until Wednesday with light to moderate trade developing in all feeding states. Prices ranged from \$1.00 lower to \$1.00 higher than last week's market. Dressed deals in the north ranged from \$172.00-\$174.00 while live trade in the south ranged from \$110.00-\$112.00. Thursday trade was light to moderate with northern sales from \$172.00-\$175.00 dressed, steady to early week trade but \$1.00 higher to \$1.00 lower than last week. In the south trade ranged from \$109.00-\$110.00 live, steady to \$1.00 lower than Wednesday and steady to \$1.00 lower than last week. Today, a few clean up deals in Texas are steady with yesterday at \$110.00 live. Bids in the north are sitting at \$172.00 dressed but no trade has been reported. Asking prices are at \$112.00 plus live in the south and \$175.00 plus dressed in the north. It appears the bulk of trade for the week is completed.