



## Weekly Market Information Report for the week ending Thursday December 10, 2020

The following information is collected from various sources and disseminated by Beef Farmers of Ontario.

### ONTARIO DIRECT TO PACKER RAILGRADE CATTLE TRADE

Prices are on a carcass weight basis before grade and weight discounts. Weekly Range:

**A Grade Steers** 232.00 - limited, a couple of sales early week. One packer was not bidding this week.  
**A Grade Heifers** No trade reported. One packer was not bidding this week.

### ONTARIO LIVE CATTLE TRADE

Ontario auction sales this week saw weighted average price ranges for:

FED CATTLE	Volume	Price Range	Average	Top	Last Week Avg
Large Frame Steers +1250	39	127.47-145.46	136.21	167.00	130.06
Medium Frame Steers +1250	66	121.92-132.61	127.65	155.00	135.52
Large & Medium Frame Steers +1250	106	118.80-136.59	128.66	167.00	135.63
Large Frame Heifers +1000	47	117.45-131.46	124.66	136.50	130.07
Medium Frame Heifers +1000	83	115.54-136.23	130.18	156.00	131.41
Large & Medium Frame Heifers +1000	130	114.30-135.53	129.00	156.00	131.04
Fed steers, Dairy & Dairy Cross +1250	24	84.71-106.21	97.57	117.00	108.34
Fed heifers, Dairy & Dairy Cross +1000	92	65.05-100.45	86.09	107.49	86.86
Cows - All Weights	2181	40.77-60.44	50.74	97.00	56.93
Bulls - All Weights	131	72.89-95.80	84.13	128.00	84.46

### STOCKERS - Large and Medium Frame

STEERS	Volume	Price Range	Average	Top	Last Week Avg
1000+	543	157.92-182.12	168.16	187.00	180.37
900-999	145	163.17-185.11	175.79	189.00	180.43
800-899	98	148.87-181.58	170.01	189.50	182.58
700-799	306	156.44-192.19	178.80	207.00	183.91
600-699	675	170.53-212.48	196.85	231.00	201.24
500-599	628	181.74-239.70	218.16	265.00	218.66
400-499	348	213.16-266.89	241.29	284.00	234.41
-399	99	226.04-277.85	254.06	307.50	244.26

HEIFERS	Volume	Price Range	Average	Top	Last Week Avg
+900	135	112.77-146.53	133.78	163.50	151.39
800-899	58	132.90-157.50	145.22	175.00	155.45
700-799	166	133.60-170.34	155.48	192.50	154.86
600-699	340	149.15-191.97	174.78	205.00	171.57
500-599	578	157.43-204.59	185.15	229.00	180.32
400-499	352	158.59-216.93	191.82	238.00	194.67
300-399	105	173.41-227.17	201.81	249.00	184.36
-299	13	156.88-178.11	166.11	225.00	153.66

At Kawartha Lakes Community Sale Barn, December 5, 2020 –212 cows, 19 bulls, 37 veal, 64 stockers, 2 fed cattle

	Price Range	Avg.	Top
Cows	46.00-74.00	53.46	95.00
Bulls under 1600 lbs	75.00-118.00	87.93	118.00
Bulls over 1600 lbs	76.00-100.00	83.60	100.00
Veal calves 600 lbs & over	114.00-128.00	119.12	135.00

Denfield Livestock Exchange Inc., December 8, 2020: 78 Fed Cattle, 39 Veal, 137 Cows, 7 bulls, 21 stockers

	Price Range	Average	Top
Large & Medium Frame Fed Steers +1250 lbs	125.00-148.50	136.23	167.00
Large & Medium Frame Fed Heifers +1000 lbs	122.50-142.50	135.73	156.00
Cows	38.00-56.00	46.52	72.50
Veal over 600 lbs	116.00-125.50	120.60	166.00

At Aylmer Stockyards Inc.: December 9, 2020 – 55 veal, 248 Cows, 54 fed cattle, 6 bulls, 22 stockers

	Price Range	Average	Top
Fed Heifers, Dairy & Dairy Cross	57.99-107.49	94.69	107.49
Cows	30.99-64.50	50.60	64.50
Veal over 600 lbs	94.99-143.99	123.30	143.99

### ONTARIO STOCKER & FEEDER TRADE

Stocker sale at Brussels Livestock: December 4, 2020 – 1,123 Stockers

Steers	Price Range	Average	Top	Heifers	Price Range	Average	Top
1000+	170.50-187.50	180.03	190.00	900+	141.00-160.00	151.92	163.00
900-999	181.00-195.00	190.15	195.50	800-899	140.00-168.00	160.64	168.00
800-899	176.00-195.50	189.41	195.50	700-799	148.00-179.00	165.47	179.00
700-799	186.00-203.00	193.89	203.00	600-699	165.00-196.00	184.10	196.00
600-699	182.00-219.00	203.21	227.00	500-599	165.00-223.50	198.68	223.50
500-599	203.00-243.50	225.07	255.00	400-499	160.00-227.00	204.41	227.00
400-499	221.00-261.00	235.15	276.00	300-399	170.00-236.00	209.82	236.00
399	212.00-296.00	257.81	297.00	299-	105.00-225.00	177.56	245.00

Stocker sale at: Community Livestock Exchange: December 8, 2020 – 315 Stockers

Steers	Price Range	Average	Top	Heifers	Price Range	Average	Top
700-799	141.99-175.00	160.00	175.00	600-699	125.00-189.99	145.30	189.99
600-699	139.99-210.00	186.40	210.00	500-599	119.99-192.50	168.90	192.50
500-599	157.49-239.99	212.19	239.99	400-499	119.99-210.00	181.49	210.00
400-499	180.00-279.99	232.29	279.99				
399-	220.00-275.00	251.60	275.00				

Stocker sale at: Keady Livestock Market: December 8, 2020 – 380 Stockers

Steers	Price Range	Average	Top	Heifers	Price Range	Average	Top
900-999	157.00-177.50	166.63	177.50	700-799	136.00-179.00	166.58	192.50
800-899	178.00-188.00	185.00	188.00	600-699	165.00-200.00	191.10	200.00
700-799	180.00-202.00	195.85	207.00	500-599	191.00-218.00	209.38	219.00
600-699	187.50-231.00	212.65	231.00	400-499	223.00-238.00	228.34	238.00
500-599	212.00-263.00	231.66	265.00	300-399	236.00-249.00	245.45	249.00
400-499	257.00-284.00	268.72	284.00				
399-	247.50-307.50	270.08	307.50				

Stocker sale at: Renfrew Pontiac Livestock: December 8, 2020 – 594 Stockers

Steers	Price Range	Average	Top	Heifers	Price Range	Average	Top
800-899	107.49-189.50	168.99	189.50	900+	76.00-151.00	126.40	151.00
700-799	119.99-200.99	183.40	200.99	800-899	107.49-152.49	132.69	152.49
600-699	152.49-222.99	201.29	222.99	700-799	102.49-189.99	157.69	189.99
500-599	152.49-237.99	220.29	237.99	600-699	112.50-198.99	173.79	198.99
400-499	182.49-264.00	221.70	264.00	500-599	130.00-210.99	190.70	210.99
399-	217.49-270.00	251.79	270.00	400-499	130.00-225.00	200.70	225.00
				300-399	160.00-220.99	204.89	220.99

Stocker sale at **Ontario Livestock Exchange, December 2, 2020- 642** stockers

<b>Steers</b>	<b>Price Range</b>	<b>Average</b>	<b>Top</b>	<b>Heifers</b>	<b>Price Range</b>	<b>Average</b>	<b>Top</b>
<b>1000+</b>	161.00-184.00	170.46	184.00	<b>900+</b>	153.00-163.50	160.11	163.50
<b>900-999</b>	170.00-189.00	180.61	189.00	<b>800-899</b>	148.00-165.00	160.75	165.00

Stocker sale at **Ontario Livestock Exchange: December 10, 2020 – 322** Stockers

<b>Steers</b>	<b>Price Range</b>	<b>Average</b>	<b>Top</b>	<b>Heifers</b>	<b>Price Range</b>	<b>Average</b>	<b>Top</b>
<b>900-999</b>	129.00-160.00	149.21	160.00	<b>900+</b>	106.00-139.00	127.67	139.00
<b>800-899</b>	144.00-174.00	164.11	186.00	<b>800-899</b>	114.00-143.00	133.46	143.00
<b>700-799</b>	153.00-186.00	171.75	195.00	<b>700-799</b>	107.50-167.50	140.81	167.50
<b>600-699</b>	150.00-192.50	174.89	192.50	<b>600-699</b>	137.50-190.00	161.29	190.00
<b>500-599</b>	157.50-198.00	179.14	198.00	<b>500-599</b>	119.00-182.50	150.84	182.50
<b>400-499</b>	145.00-225.00	172.31	227.50	<b>400-499</b>	95.00-175.00	146.32	187.50
<b>399</b>	92.50-225.00	119.56	255.00				

Stocker sale at: **Ontario Stockyards Inc: December 9, 2020– 1,850** Stockers

<b>Steers</b>	<b>Price Range</b>	<b>Average</b>	<b>Top</b>	<b>Heifers</b>	<b>Price Range</b>	<b>Average</b>	<b>Top</b>
<b>1000+</b>	97.00-158.00	130.76	158.00	<b>900+</b>	80.00-139.00	118.08	145.00
<b>900-999</b>	140.00-178.00	163.50	178.00	<b>800-899</b>	136.00-161.00	148.09	161.00
<b>800-899</b>	157.50-184.00	172.13	187.00	<b>700-799</b>	149.50-170.00	156.59	170.00
<b>700-799</b>	170.00-195.00	183.82	199.50	<b>600-699</b>	161.00-192.50	181.05	192.50
<b>600-699</b>	184.00-210.00	200.42	215.00	<b>500-599</b>	167.50-204.00	184.10	229.00
<b>500-599</b>	200.00-238.00	221.01	265.00	<b>400-499</b>	170.00-217.00	190.24	232.00
<b>400-499</b>	225.00-271.25	249.30	278.50	<b>300-399</b>	180.00-240.00	205.82	240.00
<b>399</b>	250.00-296.00	274.24	296.00				

Stocker sale at **Ottawa Livestock Exchange: December 10, 2020– 185** Stockers

<b>Steers</b>	<b>Price Range</b>	<b>Average</b>	<b>Top</b>	<b>Heifers</b>	<b>Price Range</b>	<b>Average</b>	<b>Top</b>
<b>700-799</b>	122.00-156.00	140.40	169.00	<b>600-699</b>	130.00-149.00	142.25	149.00
<b>600-699</b>	142.00-170.00	156.08	188.00	<b>500-599</b>	140.00-178.00	155.60	178.00
<b>500-599</b>	164.00-232.00	198.71	232.00	<b>400-499</b>	130.00-182.00	158.73	182.00
<b>400-499</b>	162.00-240.00	205.11	242.00	<b>300-399</b>	130.00-190.00	169.60	190.00

### **ONTARIO STOCKER & FEEDER TRADE SPECIAL FALL SALES**

Stocker sale at **Denfield Livestock Exchange, December 5, 2020- 292** stockers

<b>Steers</b>	<b>Price Range</b>	<b>Average</b>	<b>Top</b>	<b>Heifers</b>	<b>Price Range</b>	<b>Average</b>	<b>Top</b>
<b>900-999</b>	171.00-175.50	174.50	187.00	<b>900+</b>	137.00-148.00	140.75	148.00
<b>800-899</b>	169.00-177.00	172.50	177.00	<b>800-899</b>	165.50-179.00	174.41	179.00
<b>700-799</b>	179.00-196.00	188.67	196.00	<b>700-799</b>	170.00-189.00	184.25	189.00
<b>600-699</b>	195.00-213.00	206.20	229.50	<b>600-699</b>	184.00-197.00	189.96	209.00
<b>500-599</b>	206.00-222.00	213.47	225.00	<b>500-599</b>	174.00-205.00	194.51	216.00
<b>400-499</b>	225.00-255.00	239.83	255.00	<b>400-499</b>	206.00-224.00	208.27	222.00
				<b>300-399</b>	206.00-224.00	218.44	230.00

Stocker sale at **Kawartha Lakes Community Sale Barn, December 9, 2020- 424** stockers

<b>Steers</b>	<b>Price Range</b>	<b>Average</b>	<b>Top</b>	<b>Heifers</b>	<b>Price Range</b>	<b>Average</b>	<b>Top</b>
<b>1000+</b>	167.50-187.00	174.50	187.00	<b>700-799</b>	115.00-170.00	156.12	170.00
<b>700-799</b>	145.00-203.00	174.53	203.00	<b>600-699</b>	171.00-205.00	188.59	205.00
<b>600-699</b>	155.00-218.00	191.96	218.00	<b>500-599</b>	152.50-225.00	193.70	225.00
<b>500-599</b>	151.00-244.00	211.62	244.00	<b>400-499</b>	137.50-222.00	174.89	222.00
<b>400-499</b>	217.50-268.00	249.40	268.00	<b>300-399</b>	170.00-217.50	194.42	217.50
<b>399-</b>	175.00-245.00	224.59	245.00				

All classes of cattle sold actively at steady to higher prices.

Stocker sale at **Kawartha Lakes Community Sale Barn, December 9, 2020- 424** stockers

Steers	Price Range	Average	Top	Heifers	Price Range	Average	Top
1000+	167.50-187.00	174.50	187.00	700-799	115.00-170.00	156.12	170.00
700-799	145.00-203.00	174.53	203.00	600-699	171.00-205.00	188.59	205.00
600-699	155.00-218.00	191.96	218.00	500-599	152.50-225.00	193.70	225.00
500-599	151.00-244.00	211.62	244.00	400-499	137.50-222.00	174.89	222.00
400-499	217.50-268.00	249.40	268.00	300-399	170.00-217.50	194.42	217.50
399-	175.00-245.00	224.59	245.00				

All classes of cattle sold actively at steady to higher prices.

### ONTARIO BRED COW SALES

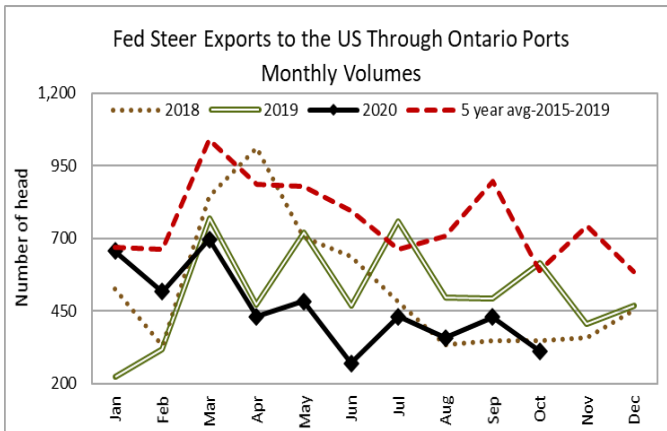
Keady Livestock Market, December 4, 2020- 271 Bred cows

	Exotic and Exotic X	British and British X
Top quality bred cows	\$1800-\$2200	\$1200-\$1700
Avg quality bred cows	\$1400-\$1800	N/T
Top quality bred heifers	\$1600-\$2750	\$1800-\$2200
Top quality cow/calf pairs	\$1000-\$1900	

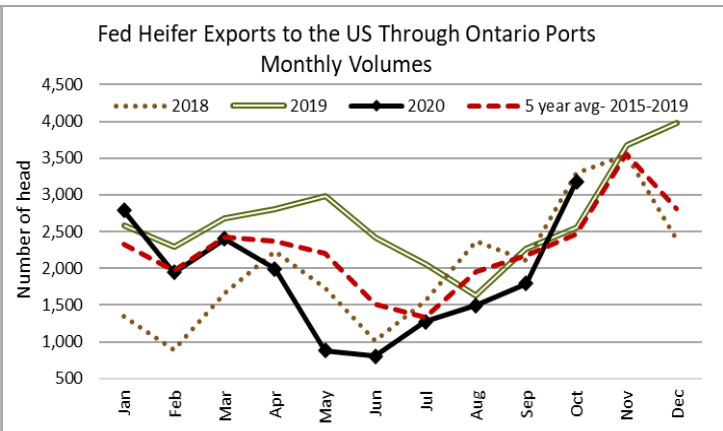
A strong sale with keen buyer interest!

### CATTLE EXPORTS-ONTARIO

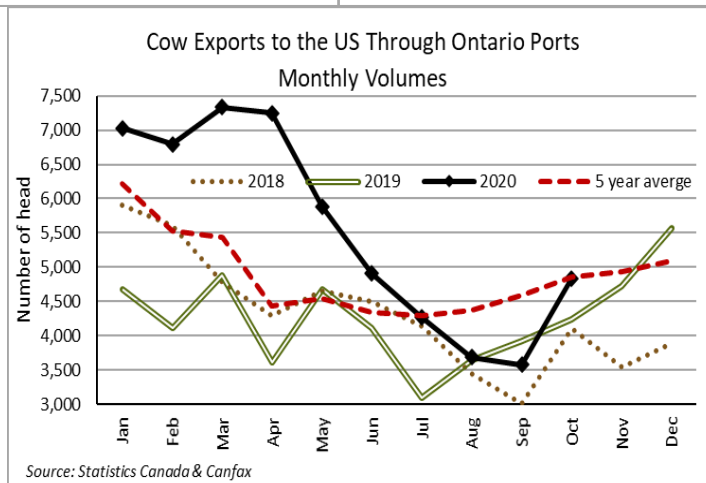
	Week ending Nov 14, 2020	Week ending Nov 7, 2020	Year to Date 2020
Total live slaughter cattle exported from Ontario to the U.S.	2,728	2,815	110,519
Steers & Heifers & Cows	2,475	2,508	98,886
Bulls	253	307	11,633



Source: Statistics Canada & Canfax



Source: Statistics Canada & Canfax



Source: Statistics Canada & Canfax

### ALBERTA DIRECT TRADE

For the week ending December 10, 2020

<b>Steers</b>	Live <b>FOB</b>	N/T	Rail <b>FOB</b>	233.00-234.00 Del
<b>Heifers</b>	Live <b>FOB</b>	N/T	Rail <b>FOB</b>	233.00-234.00 Del

### U.S. TRADE (U.S. funds)

For the week ending December 10, 2020

<b>Choice and Select Steers and Heifers:</b>	Live	106.00-107.00
	Rail	166.00-168.00

### QUEBEC ELECTRONIC AUCTION MARKET (F.O.B. THE FEEDLOT)

	<b>Price</b>	<b>Change from Last Week</b>
For the week ending December 10, 2020	230.00-231.50	-5.16

### AVERAGE CARCASS WEIGHTS – CANADA

	<b>Steers</b>	<b>Heifers</b>
<b>Dec 5, 2020</b>	948	861
<b>Nov 28, 2020</b>	950	844
<b>Dec 7, 2019</b>	931	835

### FEDERALLY INSPECTED CANADIAN PROCESSING

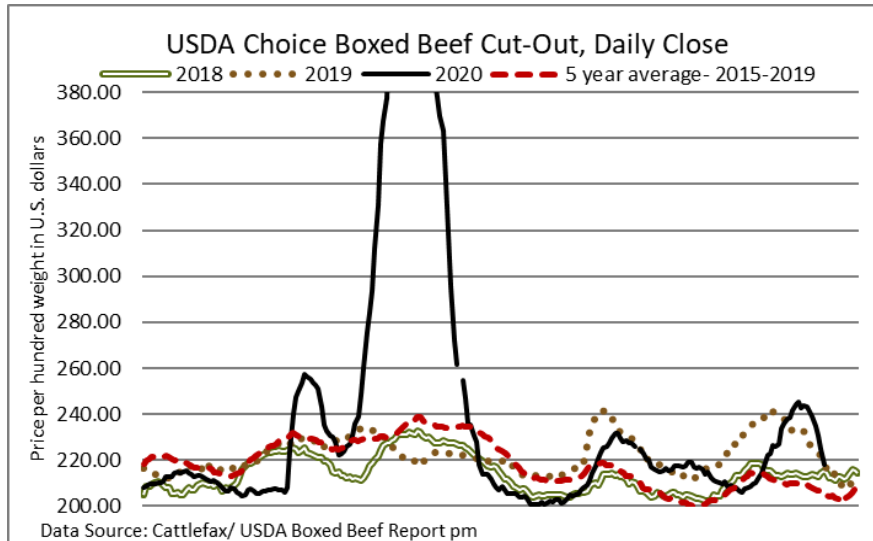
	<b>Week Ending Dec 5, 2020</b>	<b># of hd change from week ago</b>	<b>YTD</b>	<b>% Change (Week Ago)</b>	<b>% Change (Year Ago)</b>
<b>Grand Total</b>	67,102	+4,459	2,868,490	-12%	-4%
<b>Western Slaughter</b>	54,495	+5,144	2,251,774	-16%	-4%
<b>Eastern Slaughter</b>	12,607	-685	616,716	+2%	-3%

### USDA ESTIMATED CATTLE PROCESSING VOLUME

	<b>Week Ending Dec 12, 2020</b>	<b>Previous Week</b>	<b>Year Ago</b>
<b>Grand Total</b>	665,000	667,000	666,000

### U.S. BOXED BEEF CUT-OUT VALUES (U.S. funds)

	<b>Choice 600-900</b>	<b>Select 600-900</b>
<b>Current Five Day Average</b>	224.74	206.51



### BEEF EXPORTS – CANADA

	<b>United States</b>	<i>Change from last year YTD</i>	<b>Mexico</b>	<i>Change from last year YTD</i>
	<i>Jan 1- Oct 31/20</i>		<i>Jan 1- Oct 31/20</i>	
Total	256,929 tonnes	-4% or -10,143 tonnes	10,710 tonnes	-23% or -3,213 tonnes
	<b>Japan</b>	<i>Change from last year YTD</i>	<b>China</b>	<i>Change from last year YTD</i>
	<i>Jan 1- Oct 31/20</i>		<i>Jan 1- Oct 31/20</i>	
Total	36,734 tonnes	-14% or -5,749 tonnes	8,309 tonnes	-28% or -3,166 tonnes

### LIVE CATTLE – CANADA

<b>IMPORTS</b>		<i>Import % change from 2019 YTD</i>	<b>EXPORTS</b>		<i>Export % change from 2019 YTD</i>
<i>Jan 1- Oct 31/20</i>			<i>Jan 1- Nov 28/20</i>		
Pure bred	3,730	-18%	Slaughter steers & heifers & cows	454,347	+4%
Non-pure bred	210,576	+3%	Feeder cattle & calves	110,757	-39%
			Bulls	39,731	-10%

### BEEF PRODUCTION – CANADA

	<i>Jan 1 – Dec 5/20</i>	<i>Last Year Same Time</i>	<i>% Change</i>
Fed	999,585 tonnes	1,000,691 tonnes	0%
Non-fed	131,328 tonnes	164,047 tonnes	-20%

### BEEF IMPORTS – CANADA

	<i>Jan 1 – Dec 5/20</i>	<i>Last Year Same Time</i>	<i>% Change</i>
United States	103,930 tonnes	101,655 tonnes	+2%
Non-CUSMA	49,130 tonnes	37,518 tonnes	+31%
EU-28 (beef/veal total)	14,279 tonnes	3,487 tonnes	+309%
Total	178,559 tonnes	150,870 tonnes	+18%

### CHICAGO MERCANTILE EXCHANGE

Closing quotes on futures today were as follows:

<b>Live Cattle</b>			<b>Feeder Cattle</b>			<b>Corn</b>			<b>Soybeans</b>			<b>Canadian \$</b>		
<b>Dec</b>	108.75	+0.82	<b>Jan</b>	139.72	+2.12	<b>Dec</b>	4.242	+4.0	<b>Jan</b>	11.604	+7.6	<b>Spot</b>	78.29	-0.16
<b>Feb</b>	113.25	+1.40	<b>Mar</b>	140.55	+1.30	<b>Mar</b>	4.234	+2.2	<b>Mar</b>	11.660	+7.2	<b>Dec</b>	78.29	-0.16
<b>Apr</b>	117.37	+1.40	<b>Apr</b>	141.90	+1.17	<b>May</b>	4.264	+2.2	<b>May</b>	11.672	+7.4	<b>Mar</b>	78.34	-0.16
<b>Jun</b>	112.60	+1.20	<b>May</b>	142.42	+1.10	<b>Jul</b>	4.282	+2.4	<b>Jul</b>	11.660	+7.4	<b>Jun</b>	78.35	-0.15
<b>Aug</b>	111.97	+1.12	<b>Aug</b>	147.82	+0.87	<b>Sep</b>	4.140	+1.6	<b>Aug</b>	11.452	+7.4	<b>Sep</b>	78.35	-0.15
<b>Oct</b>	115.20	+0.90	<b>Sep</b>	147.95	+0.57	<b>Mar</b>	4.176	+2.6	<b>Sep</b>	10.930	+6.6	<b>Dec</b>	78.35	-0.15

Beef Farmers of Ontario, 130 Malcolm Road, Guelph, ON N1K 1B1 Phone: (519) 824-0334 Fax: (519) 824-9161 or email: [markets@ontariobeef.com](mailto:markets@ontariobeef.com)

### ONTARIO STOCKER & FEEDER TRADE SPECIAL FALL SALES

Dec 15	Community Livestock Exchange	Last regular sale of 2020
Dec 15-9:00 am	Keady Livestock Market	Last regular sale of 2020
Dec 15	Renfrew Pontiac Livestock	Last regular sale of 2020
Dec 16-7:00 pm	Brussels Livestock	Bred Cow Sale

## Comments for the week ending December 10<sup>th</sup>

There were 236 fed steers and heifers sold through auction markets this week with volumes 238 less than the same week last year. Fed steers sold from \$118.80-\$136.59 averaging \$128.66 down \$6.97 from last week and down \$5.84 from the same time last year. Fed heifers sold from \$114.30-\$135.53 averaging \$129.00, down \$2.04 from last week and \$2.44 below year ago prices. Auction markets reported trade as steady with quality considered, but ended the week at prices \$3.00-\$4.00 cwt lower.

The Ontario railgrade market was extremely quiet this week with just a couple of sales noted at \$232.00 dressed, steady to last week, but not enough trade occurred to establish a price report. For the most part, the market was limited with one packing plant not bidding this week. Disruptions at the Ontario federal plant has caused delays in cattle deliveries and reduced production this week, with limited interest in procuring additional cattle at this time.

The Boxed Beef Report by Kevin Grier noted Canadian Buyer activity as: "Canadian demand remains quiet. Rake business and modest features have not required notable fill in or spot market trades. In fact, there were notable cancelations of orders across the country. Negotiations for late January and early February features are not involving large beef items. Distributors are not taking positions given still very high trading levels."

Lower volumes of cows this week along with reduced production levels has put severe pressure on the cow market. There were 2,181 cows sold through auction markets, down 1,007 head from last week and 854 fewer than the same time last year. Cows sold from \$40.77 - \$60.44 averaging \$50.74 down \$6.19 cwt from last week and \$1.29 easier than year ago prices. This is the first time cow prices have averaged below year ago prices since mid-October. Auction markets reported trade as under pressure at lower prices of \$5.00-\$8.00 cwt easier. Plainer cows were heavily discounted. Trade continued at softer prices and under pressure through to the end of Thursday.

Lighter receipts of 4,589 stocker and feeder cattle were on offer this week at auction markets, down 1,718 from last week and 2,361 fewer than the same time last year. Auction markets reported trade as active with prices steady to stronger. By mid-week heavier cattle were selling under pressure at easier prices. The market ended the week steady to a touch softer than Wednesday. Actual average prices this week saw steers 400-500 lbs up \$6.88 from last week on average, 500-600 lbs down \$0.50, 600-700 lbs down \$4.39, 700-800 lbs down \$5.11, 800-900 lbs down \$12.57, and steers 900 lbs plus down \$10.62. Heifers from 300-400 lbs were up \$17.45 from last week, 400-500 lbs down \$2.85, 500-600 lbs up \$4.83, 600-700 lbs up \$3.21, 700-800 lbs up \$0.62, and heifers 800 lbs and over down \$8.16 from last week's weighted average prices.

The Quebec electronic market on Wednesday ranged from \$230.00-\$231.50 dressed, down \$5.16 from last week on average.

Alberta direct trade on Thursday morning saw a light test at \$234.00 cwt delivered on a dressed basis, up \$4.00 from last week. At time of reporting, there was light trade from \$233.00 - \$234.00 dressed and live trading at \$140.00 FOB feedlot.

The US cash cattle trade, for the week ending December 4<sup>th</sup>, saw the majority of the week's activity develop on Wednesday, with just some clean up trade on Thursday and Friday. The USDA Mandatory Price report for last week listed live sales from \$106.50-\$112.00 live, with steers averaging \$109.75 up \$0.52 and heifers \$110.16 down \$0.38 from the previous week. On the rail trade ranged from \$172.00-\$178.50 with steers averaging \$172.29 down \$1.10 from the previous week while heifers averaged \$172.87 down \$0.57.

This week the U.S. cash cattle trade saw a light to moderate trade develop on Tuesday in the south at \$108.00 live down \$2.00 from last week's prices, while the north remained at a standstill. Wednesday, a light test continued at \$108.00 live in the south, while the north saw a very light trade at \$106.00-\$107.00 live and \$165.00-\$168.00 dressed, mostly \$168.00, down \$2.00-\$4.00 cwt. Thursday bids surfaced at \$107.00 live and \$168.00 dressed but sellers resisted. Business is expected to continue with asking prices sitting around \$110.00 live in the south and \$170.00 plus dressed in the north.

***Amber McIntyre on behalf of Jamie Gamble - Beef Farmers of Ontario's market information report.***