



Weekly Market Information Report for the week ending Thursday December 17, 2020

The following information is collected from various sources and disseminated by Beef Farmers of Ontario.

ONTARIO DIRECT TO PACKER RAILGRADE CATTLE TRADE

Prices are on a carcass weight basis before grade and weight discounts. Weekly Range:

A Grade Steers No trade reported

A Grade Heifers No trade reported

ONTARIO LIVE CATTLE TRADE

Ontario auction sales this week saw weighted average price ranges for:

FED CATTLE	Volume	Price Range	Average	Top	Last Week Avg
Large Frame Steers +1250	30	100.65-127.15	115.51	139.00	136.21
Medium Frame Steers +1250	33	94.94-130.12	112.81	141.00	127.65
Large & Medium Frame Steers +1250	63	100.00-127.01	115.31	141.00	128.66
Large Frame Heifers +1000	58	103.55-116.40	110.55	136.00	124.66
Medium Frame Heifers +1000	24	89.73-121.04	105.81	138.50	130.18
Large & Medium Frame Heifers +1000	82	101.10-118.54	109.28	138.50	129.00
Fed steers, Dairy & Dairy Cross +1250	62	98.84-115.62	105.89	123.50	97.57
Fed heifers, Dairy & Dairy Cross +1000	78	58.45-100.72	84.92	106.49	86.09
Cows - All Weights	2,533	38.68-56.75	46.67	107.00	50.74
Bulls - All Weights	133	66.00-89.45	76.96	113.99	84.13

STOCKERS - Large and Medium Frame

STEERS	Volume	Price Range	Average	Top	Last Week Avg
1000+	607	153.49-176.75	164.98	186.00	168.16
900-999	310	155.22-178.75	168.91	185.00	175.79
800-899	191	144.85-175.75	161.80	192.00	170.01
700-799	319	151.62-188.54	171.69	208.00	178.80
600-699	510	160.74-198.32	180.33	221.00	196.85
500-599	577	165.73-225.67	197.32	245.00	218.16
400-499	302	186.08-243.34	215.90	270.00	241.29
-399	93	194.36-255.99	227.94	303.00	254.06

HEIFERS	Volume	Price Range	Average	Top	Last Week Avg
+900	378	128.86-148.12	140.21	163.50	133.78
800-899	116	120.31-151.61	140.29	164.00	145.22
700-799	212	128.07-160.93	146.11	171.00	155.48
600-699	418	133.65-181.89	159.12	197.00	174.78
500-599	473	136.68-189.77	166.92	220.00	185.15
400-499	261	137.39-191.15	165.48	223.00	191.82
300-399	96	150.94-200.47	177.75	252.00	201.81
-299	26	111.02-176.88	145.51	207.50	166.11

At Kawartha Lakes Community Sale Barn, December 12, 2020 –160 cows, 25 bulls, 47 veal, 64 stockers, 2 fed cattle

	Price Range	Avg.	Top
Cows	43.50-63.00	49.32	104.00
Bulls under 1600 lbs	66.00-107.00	81.89	107.00
Bulls over 1600 lbs	65.00-96.00	77.06	96.00
Veal calves 600 lbs & over	110.00-129.00	119.96	179.00

Denfield Livestock Exchange Inc., December 15, 2020: 21 Fed Cattle, 13 Veal, 101 Cows, 2 bulls, 3 stockers

	Price Range	Average	Top
Large & Medium Frame Fed Steers +1250 lbs	121.50-137.00	128.73	141.00
Large & Medium Frame Fed Heifers +1000 lbs	1 hd. 138.50		
Cows	32.00-50.00	41.37	60.00
Veal over 600 lbs	113.00-123.00	118.70	123.00

At Aylmer Stockyards Inc.: December 16, 2020 – 58 veal, 252 Cows, 59 fed cattle, 7 bulls, 27 stockers

	Price Range	Average	Top
Fed Heifers, Dairy & Dairy Cross	55.00-106.49	93.89	106.49
Cows	29.49-60.99	46.40	60.99
Veal over 600 lbs	80.00-143.50	124.50	143.50

ONTARIO STOCKER & FEEDER TRADE

Stocker sale at Brussels Livestock: December 11, 2020 – 1,500 Stockers

Steers	Price Range	Average	Top	Heifers	Price Range	Average	Top
1000+	150.00-174.75	166.16	174.75	900+	138.50-152.50	146.02	159.00
900-999	152.00-178.50	169.03	178.50	800-899	131.00-157.00	149.00	164.00
800-899	155.00-176.00	166.03	177.50	700-799	148.00-171.00	161.66	171.00
700-799	161.00-192.50	178.65	195.75	600-699	159.00-197.00	178.82	197.00
600-699	165.50-203.75	184.06	209.25	500-599	154.00-197.00	172.10	219.00
500-599	189.00-228.50	210.33	240.00	400-499	151.00-197.00	181.91	223.00
400-499	191.00-255.00	227.80	270.00	300-399	180.00-252.00	208.33	252.00
399	260.00-303.00	277.22	303.00	299-			

Stocker sale at: Community Livestock Exchange: December 15, 2020 – 243 Stockers

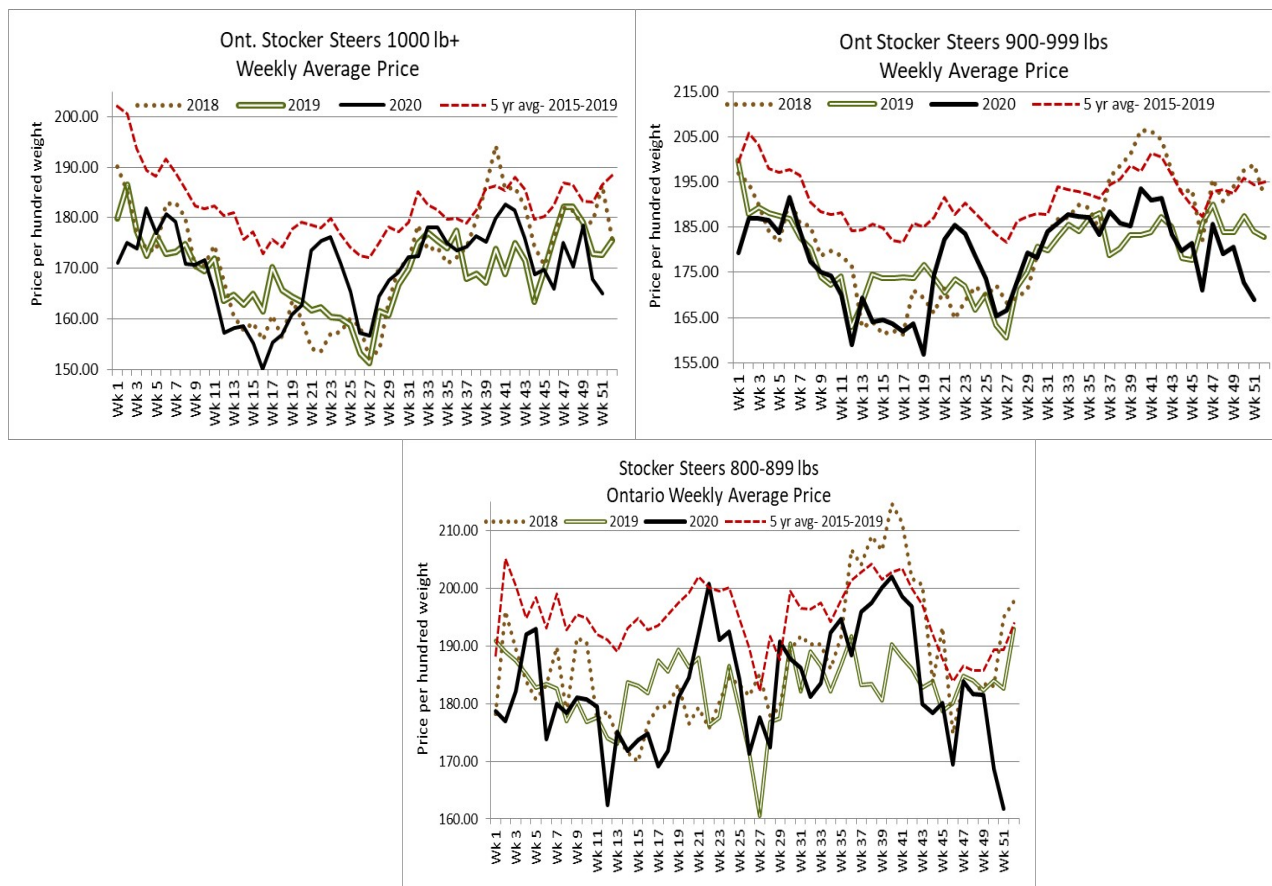
Steers	Price Range	Average	Top	Heifers	Price Range	Average	Top
600-699	120.99-192.99	169.99	192.99	700-799	112.00-138.99	125.69	138.99
500-599	117.50-220.50	190.19	220.50	600-699	101.00-182.49	132.89	182.49
400-499	160.00-227.49	186.29	227.49	500-599	105.00-195.99	149.59	195.99
				400-499	100.00-200.00	145.19	222.50

Stocker sale at: Keady Livestock Market: December 15, 2020 – 570 Stockers

Steers	Price Range	Average	Top	Heifers	Price Range	Average	Top
1000+	176.50-186.00	181.83	186.00	900+	122.50-163.50	156.25	163.50
900-999	179.00-184.75	181.26	184.75	800-899	60.00-127.00	96.57	127.00
800-899	125.00-162.50	147.90	162.50	700-799	131.00-169.00	149.17	169.00
700-799	201.00-208.00	204.37	208.00	600-699	115.00-181.00	150.00	185.00
600-699	181.00-221.00	203.84	221.00	500-599	173.00-220.00	199.76	220.00
500-599	210.00-245.00	221.40	245.00	400-499	135.00-222.50	192.27	222.50
400-499	230.00-246.00	238.14	246.00	300-399	185.00-210.00	204.62	210.00
399-	205.00-255.00	226.67	255.00				

Stocker sale at: Renfrew Pontiac Livestock: December 15, 2020 – 338 Stockers

Steers	Price Range	Average	Top	Heifers	Price Range	Average	Top
800-899	102.00-162.00	13.90	162.00	700-799	107.49-148.99	127.69	148.99
700-799	102.49-175.00	131.49	175.00	600-699	110.00-195.99	155.69	195.99
600-699	119.99-188.99	153.40	188.99	500-599	119.99-202.99	177.69	202.99
500-599	130.00-229.00	181.80	229.00	400-499	139.99-193.99	168.39	193.99
400-499	175.00-250.00	225.49	250.00				
399-	139.99-295.00	231.30	295.00				



Stocker sale at **Ontario Livestock Exchange, December 16, 2020- 500** stockers

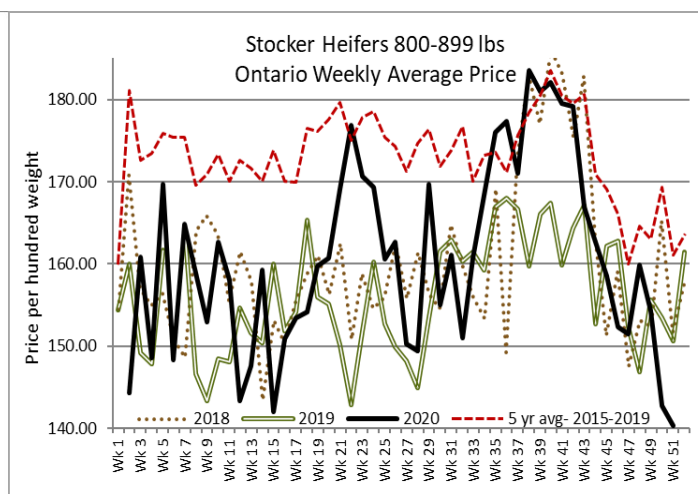
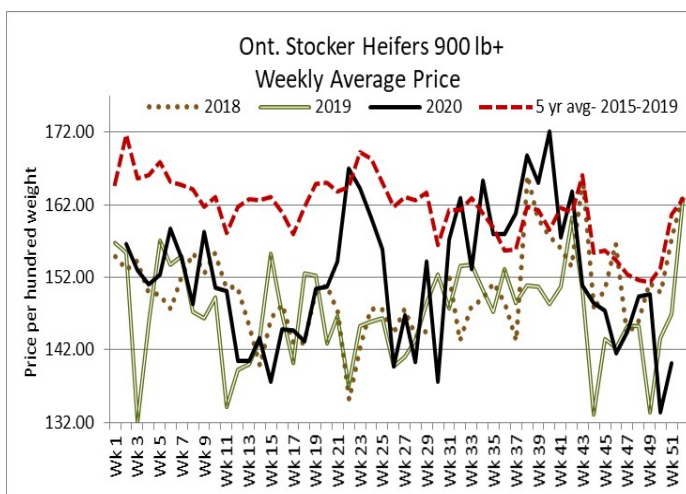
Steers	Price Range	Average	Top	Heifers	Price Range	Average	Top
1000+	149.00-178.00	160.27	178.00	900+	140.00-142.00	141.13	142.00
900-999	163.00-185.00	174.87	185.00				
800-899	172.00-192.00	185.89	192.00				
700-799	192.00-200.00	196.00	200.00				

Stocker sale at **Ontario Livestock Exchange: December 17, 2020 – 406** Stockers

Steers	Price Range	Average	Top	Heifers	Price Range	Average	Top
1000+	100.00-135.00	127.53	135.00	900+	102.50-127.50	115.77	127.50
900-999	122.50-158.00	147.40	158.00	800-899	119.00-153.00	139.13	153.00
800-899	138.00-157.50	145.83	162.50	700-799	102.50-171.00	144.26	171.00
700-799	132.50-177.00	158.40	177.00	600-699	101.00-173.00	138.29	173.00
600-699	140.00-169.00	159.10	198.00	500-599	110.00-180.00	140.83	180.00
500-599	112.50-180.00	153.19	200.00	400-499	105.00-187.50	139.69	187.50
400-499	172.50-195.00	177.32	210.00				
399	155.00-230.00	202.12	230.00				

Stocker sale at: **Ontario Stockyards Inc: December 17, 2020– 1,151** Stockers

Steers	Price Range	Average	Top	Heifers	Price Range	Average	Top
1000+	82.50-136.50	109.21	136.50	900+	83.00-121.00	102.04	130.00
900-999	122.50-173.00	152.43	173.00	800-899	125.00-157.00	145.77	157.00
800-899	137.00-176.00	157.74	176.00	700-799	135.00-161.00	147.85	161.00
700-799	140.00-192.00	170.25	192.00	600-699	136.00-171.00	156.96	171.00
600-699	174.00-201.00	187.03	212.50	500-599	130.00-175.00	159.00	215.00
500-599	170.00-232.00	201.08	241.00	400-499	150.00-187.50	166.79	204.00
400-499	190.00-254.50	220.42	256.00	300-399	122.50-185.00	163.20	212.50
399	225.00-267.00	251.11	267.00	299-	90.00-180.00	114.29	185.00



CATTLE EXPORTS-ONTARIO

Week ending Nov 28, 2020

Week ending Nov 21, 2020

Year to Date
2020

Total live slaughter cattle
exported from Ontario to the U.S.

2,506

2,461

115,486

Steers & Heifers & Cows

2,197

2,183

103,266

Bulls

309

278

12,220

ALBERTA DIRECT TRADE

For the week ending December 17, 2020

Steers Live **FOB** 137.25-140.50

Rail **FOB** 233.75-234.50

Heifers Live **FOB** 137.75-140.50

Rail **FOB** 233.50-234.50

U.S. TRADE (U.S. funds)

For the week ending December 17, 2020

Choice and Select Steers and Heifers: Live 102.00-108.00

Rail 162.00-169.50

QUEBEC ELECTRONIC AUCTION MARKET (F.O.B. THE FEEDLOT)

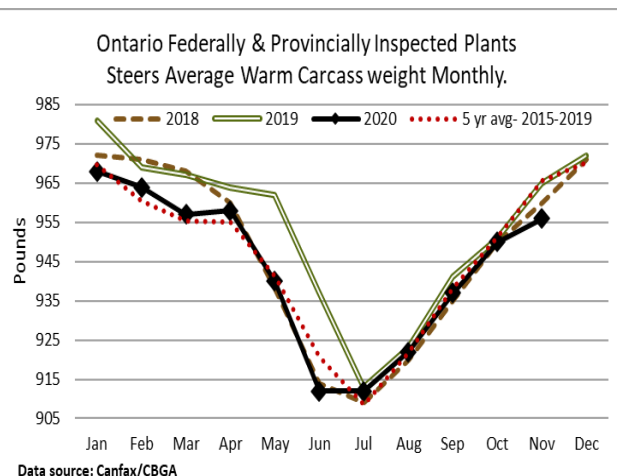
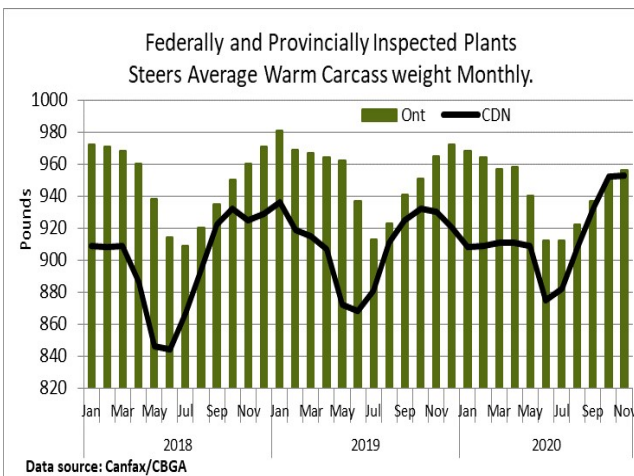
For the week ending December 17, 2020

Price

228.00

Change from Last Week

-3.17

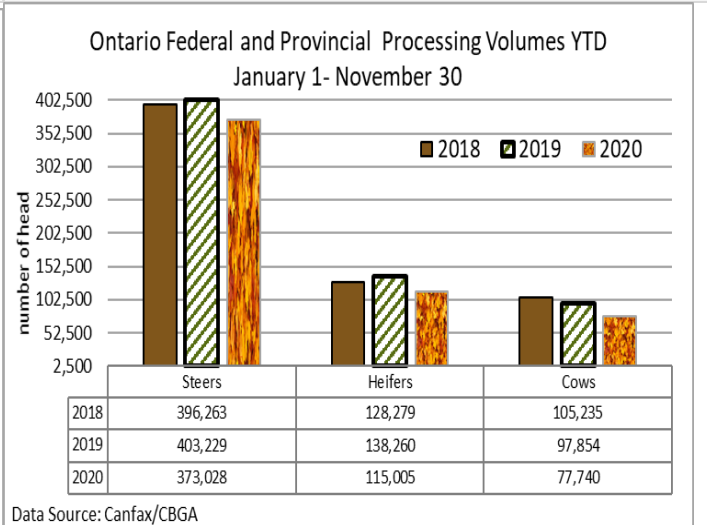
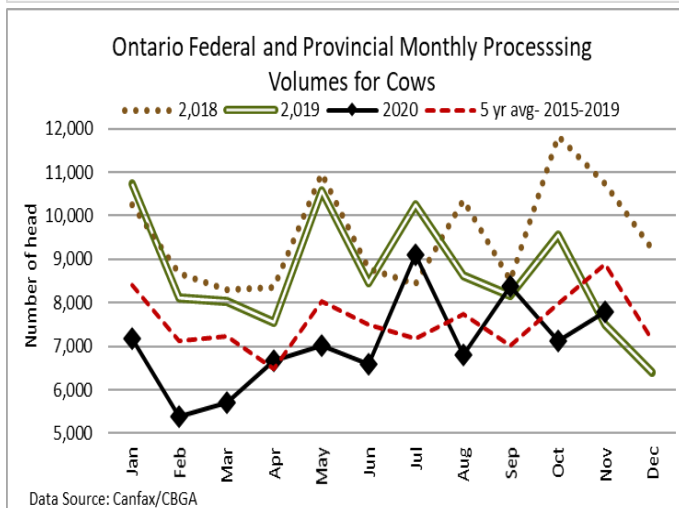
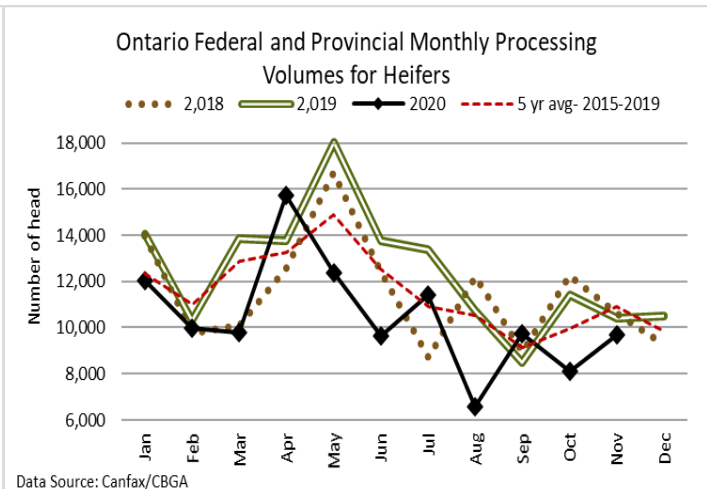
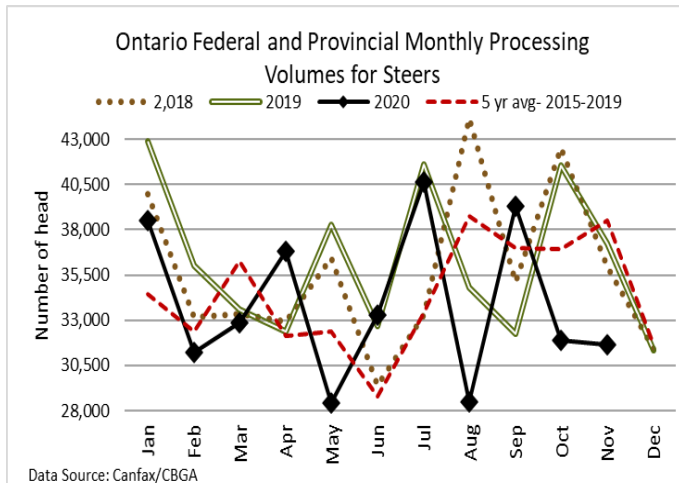


AVERAGE CARCASS WEIGHTS – CANADA

	Steers	Heifers
Dec 12, 2020	972	855
Dec 5, 2020	948	861
Dec 14, 2019	921	830

FEDERALLY INSPECTED CANADIAN PROCESSING

	Week Ending Dec 12, 2020	# of hd change from week ago	YTD	% Change (Week Ago)	% Change (Year Ago)
Grand Total	62,268	-4,834	2,930,758	-7%	-4%
Western Slaughter	53,466	-1,029	2,305,240	-2%	-4%
Eastern Slaughter	8,802	-3,805	625,518	-30%	-3%



USDA ESTIMATED CATTLE PROCESSING VOLUME

	Week Ending Dec 19, 2020	Previous Week	Year Ago
Grand Total	659,000	665,000	668,000

U.S. BOXED BEEF CUT-OUT VALUES (U.S. funds)

	Choice 600-900	Select 600-900
Current Five Day Average	209.82	193.20

BEEF EXPORTS – CANADA

	United States	<i>Change from last year YTD</i>	Mexico	<i>Change from last year YTD</i>
	<i>Jan 1- Oct 31/20</i>		<i>Jan 1- Oct 31/20</i>	
Total	256,929 tonnes	-4% or -10,143 tonnes	10,710 tonnes	-23% or -3,213 tonnes
	Japan	<i>Change from last year YTD</i>	China	<i>Change from last year YTD</i>
	<i>Jan 1- Oct 31/20</i>		<i>Jan 1- Oct 31/20</i>	
Total	36,734 tonnes	-14% or -5,749 tonnes	8,309 tonnes	-28% or -3,166 tonnes

LIVE CATTLE – CANADA

IMPORTS		<i>Import % change from 2019 YTD</i>	EXPORTS		<i>Export % change from 2019 YTD</i>
	<i>Jan 1- Oct 31/20</i>			<i>Jan 1- Nov 28/20</i>	
Pure bred	3,730	-18%	Slaughter steers & heifers & cows	454,347	+4%
Non-pure bred	210,576	+3%	Feeder cattle & calves	110,757	-39%
			Bulls	39,731	-10%

BEEF PRODUCTION – CANADA

	<i>Jan 1 – Dec 5/20</i>	<i>Last Year Same Time</i>	<i>% Change</i>
Fed	999,585 tonnes	1,000,691 tonnes	0%
Non-fed	131,328 tonnes	164,047 tonnes	-20%

BEEF IMPORTS – CANADA

	<i>Jan 1 – Dec 5/20</i>	<i>Last Year Same Time</i>	<i>% Change</i>
United States	103,930 tonnes	101,655 tonnes	+2%
Non-CUSMA	49,130 tonnes	37,518 tonnes	+31%
EU-28 (beef/veal total)	14,279 tonnes	3,487 tonnes	+309%
Total	178,559 tonnes	150,870 tonnes	+18%

CHICAGO MERCANTILE EXCHANGE

Closing quotes on futures today were as follows:

Live Cattle			Feeder Cattle			Corn			Soybeans			Canadian \$		
Dec	110.47	+1.12	Jan	140.45	-0.52	Mar	4.374	+5.0	Jan	12.200	+18.6	Spot	78.20	-0.36
Feb	114.85	+0.40	Mar	142.30	-0.30	May	4.392	+4.4	Mar	12.240	+18.4	Mar	78.23	-0.38
Apr	118.65	+0.22	Apr	143.90	-0.10	Jul	4.396	+4.4	May	12.236	+17.6	Jun	78.24	-0.38
Jun	114.07	+0.00	May	144.77	+0.15	Sep	4.230	+4.2	Jul	12.192	+5.6	Sep	78.24	-0.38
Aug	113.47	+0.02	Aug	150.10	-0.15	Mar	4.184	+3.4	Aug	11.910	+12.4	Dec	78.24	-0.38
Oct	116.27	-0.02	Sep	149.90	+0.15	May	4.234	+3.2	Sep	11.264	+9.2	Mar	78.23	-0.38

Beef Farmers of Ontario, 130 Malcolm Road, Guelph, ON N1K 1B1 Phone: (519) 824-0334 Fax: (519) 824-9161 or email: markets@ontariobeef.com

ONTARIO STOCKER & FEEDER TRADE SPECIAL FALL SALES

Jan 13/21	10:00 am	Kawartha Lakes Community Sales Barn	Special Stocker Sale
Jan 15/21	11:00 am	Community Livestock Exchange	Quinte Cattlemen's Stocker Sale.
Feb 10/21	10:00 am	Kawartha Lakes Community Sales Barn	Peterborough/Victoria Counties Special Stocker Sale

Comments for the week ending December 17th

With limited packer interest this week due to Covid-19 issues and two temporary plant closures, the market was under pressure with very limited volumes as only 145 fed cattle were sold through auction markets. This is down 91 head from last week's light volumes and 306 fewer than this time last year. 63 fed steers sold from \$100.00-\$127.01 averaging \$115.31 down \$13.35 from last week and \$22.41 below year ago prices. Fed heifers traded from \$101.10-\$118.54 averaging \$109.28 down \$19.72 from last week and \$30.16 easier than the same time last year. This week started out with one federal packer running at reduced capacity due to Covid-19 issues while another provincial plant was temporarily closed. But as the week progressed, the

federal plant was also temporarily closed. Auction markets reported that trade was too light to establish a market but cattle were noted as steady to sharply lower on medium quality offerings.

The Ontario railgrade market was very quiet this week with packer interest minimal due to Covid-19 related issues. No sales were reported. One provincial plant is temporarily closed along with one federal plant also temporarily halting production, all due to Covid-19 issues. Beef Farmers of Ontario released a statement on Thursday afternoon: “ On behalf of Ontario’s beef farmers, our highest priority is to acknowledge the health of the employees and their families, and we sincerely hope all affected individuals recover well from the virus. Our provincial and federal processing plants have been working hard throughout the pandemic to ensure the safety of their employees and to keep cattle volumes and beef moving through their plants. We understand that the last twelve months have been a tumultuous time for our members as we continue to navigate the lack of processing capacity in the province which has been compounded by the pandemic. In this situation, we have been working closely with Cargill and both levels of government over the last several days to find ways to support the facility, its workers and beef farmers. As part of this support, we immediately requested that the Ontario Beef Cattle Set-Aside Program be activated for our members. This program was announced early this year by government to help manage potential backlogs in processing due to the pandemic. We will be communicating details of the program as soon as they are finalized. BFO, the Canadian Cattlemen’s Association, and the Ontario Cattle Feeders Association are working collectively with both levels of government on other potential short-term measures to help mitigate the fallout from the current situation.”

The cull cow market was also under pressure this week with 2,533 fed/cull cows sold through auction markets this week up 352 head from last week and 375 fewer than the same time last year. Prices for cows this week ranged from \$38.38-\$56.75 with a weekly weighted average price of \$46.67 down \$4.07 from last week and \$3.70 below year ago prices. Auction markets reported trade as under pressure on an easier demand at softer to lower prices. By Thursday, prices were reported as steady to slightly higher.

There were slightly larger receipts of stocker and feeder cattle sold through auction markets this week totaling 4,889 head, up 300 from last week and 567 more than this time last year. Auction markets reported trade on the calves as steady on the good quality with plainer and non-vaccinated calves under pressure. Yearlings/heavier cattle were under pressure at easier prices, with plainer types discounted further. By Thursday, trade was reported as selective with prices barely steady to easier, with medium quality on offer in all weights and classes. Actual average prices this week saw steers 400-500 lbs down \$25.39 from last week, 500-600 lbs down \$20.84, 600-700 lbs down \$16.52, 700-800 lbs down \$7.11, 800-900 lbs down \$8.21, 900-1000 lbs down \$6.88 and steers 1000 lbs and over averaged \$3.18 easier than last week’s weighted average prices. Heifers from 300-400 lbs sold \$24.06 lower on average, 400-500 lb heifers down \$26.34, 500-600 lbs down \$18.23, 600-700 lbs down \$15.66, 700-800 lbs down \$9.37, 800-900 lbs down \$4.93 but heifers 900 lbs and over averaged \$6.43 stronger than last week on average.

The Quebec electronic market on Wednesday sold at \$228.00 dressed, down \$3.17 from last week on average.

Alberta direct trade was light to moderate in volume this week with steady to stronger prices. Canfax reported trade at \$236.00 delivered on a dressed basis, up \$2.00-\$3.00 from last week’s trade. Canfax reports: “Live sales were reported from 138.00-140.00 FOB the feedlot, mostly steady with the previous week. Cattle that were bought this week are being scheduled for the week of December 28th delivery and the week of January 4th delivery.”

The US cash cattle trade, for the week ending December 11th, was light in volume with the USDA Mandatory Price Report listing live sales for the week from \$103.00-\$108.00 live with steers averaging \$106.75 down \$3.00 and heifers \$106.95 down \$3.21 from the previous week on average. In the north trade ranged from \$164.00-\$170.00 dressed, with steers averaging \$167.77 down \$4.52 and heifers \$168.09 down \$4.78 from the previous week's weighted average prices.

The U.S. market this week has seen the bulk of trade in the south at \$108.00 live which is steady to slightly higher than last week's trade in the south but \$1.00 higher than the weekly weighted average prices. In the north trade ranged from \$105.00-\$108.00 live which is \$1.00 lower to \$2.00 higher than last week's sales. Dressed trade in the north was limited with prices from \$165.00-\$168.00 dressed, steady to \$3.00 easier than last weeks prices. Today the market was very quiet and it appears trade for the week is completed.